

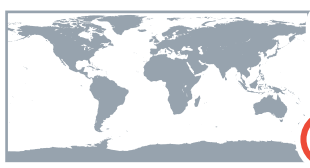
# 2016 FRESHMEN

National results are shown in NAVY |

results are shown in GRAY

Members of the 2016 freshman class are thinking a lot about politics. They are eager to get involved and share their views, but are also looking for support as they try to navigate their new environment.

With a divisive political climate, freshmen are expressing their views...



**80%**  
Think global climate change should be a federal priority

**YES  
MEANS  
YES**




**87%**  
Agree that sexual activity without explicit, affirmative consent is considered sexual assault

**68%**  
Believe the federal government should have stricter gun control laws

...And are taking action to promote change.



**22%**  
Demonstrated for a cause



**51%**  
Spoke up publicly about a cause



**55%**  
Helped raise money for a cause or campaign

Incoming students believe in the importance of community involvement and civic values.



**36%**  
Feel it's important to participate in a community action program



**43%**  
Feel it's important to become a community leader



**47%**  
Feel it's important to promote racial understanding




**49%**  
Feel it's important to influence social values

Students seem eager and ready to engage with research and science...




**53%**  
Are confident in their ability to understand scientific concepts



**65%**  
Anticipate working on a professor's research project



**50%**  
Derive satisfaction from working on a team that is doing important research



**35%**  
Feel like they belong in the field of science

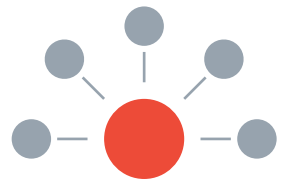
...And are applying complex thinking strategies.



**63%**  
Frequently supported their opinion with a logical argument



**49%**  
Frequently evaluated the quality or reliability of information



**46%**  
Frequently analyzed information from multiple sources before drawing a conclusion

And colleges need to be prepared to support students' mental health concerns as they arrive on campus.



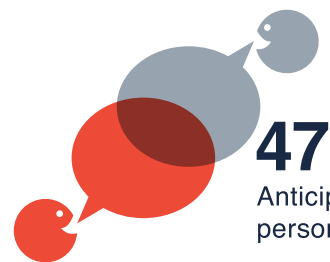
**84%**  
Felt anxious



**51%**  
Felt depressed



**41%**  
Were frequently overwhelmed by all they had to do



**47%**  
Anticipate seeking personal counseling



Information about students entering college helps enrollment planning, retention efforts, and provides a baseline for understanding college effectiveness. Register for the CIRP Freshman Survey at [www.cirpsurveys.org](http://www.cirpsurveys.org). The 2016 CIRP Freshman Survey findings are available at [www.heri.ucla.edu/publications-tfs](http://www.heri.ucla.edu/publications-tfs).

Survey Source: CIRP Freshman Survey 2016 [www.heri.ucla.edu](http://www.heri.ucla.edu)

[facebook.com/HERI.CIRP](https://www.facebook.com/HERI.CIRP)

[@HERIUCLA](https://twitter.com/HERIUCLA)