


The American Freshman: National Norms For Fall 1985

Alexander W. Astin
Kenneth C. Green
William S. Korn
Marilynn Schalit



Cooperative Institutional Research Program

American Council on Education · University of California at Los Angeles



The American Freshman

National Norms for Fall 1985

The Higher Education Research Institute
Graduate School of Education
University of California, Los Angeles

Prepared by the Staff of the
Cooperative Institutional Research Institute

Alexander W. Astin, Professor and Director
Kenneth C. Green, Associate Director
William S. Korn, Principal Programmer
Marilynn Schalit, Staff Associate

December 1985

COOPERATIVE INSTITUTIONAL RESEARCH PROGRAM

The Cooperative Institutional Research Program (CIRP) is a national longitudinal study of the American higher education system. Established in 1966 at the American Council on Education, the CIRP is now the nation's largest and longest empirical study of higher education, involving data on some 1,300 institutions, over 6 million students, and more than 100,000 faculty. To maximize the use of these data in research and training, the CIRP was transferred to the Graduate School of Education at UCLA in 1973. The annual CIRP freshman and follow-up surveys are now administered by the Higher Education Research Institute at the University of California, Los Angeles, under the continuing sponsorship of the American Council on Education.

AMERICAN COUNCIL ON EDUCATION

The American Council on Education (ACE), founded in 1918, is a council of educational organizations and institutions. ACE seeks to advance education and educational methods through comprehensive voluntary and cooperative action on the part of American educational associations, organizations, and institutions.

HIGHER EDUCATION RESEARCH INSTITUTE University of California, Los Angeles

The Higher Education Research Institute (HERI) is based in the Graduate School of Education, at the University of California, Los Angeles. The Institute serves as an interdisciplinary center for research, evaluation, information, policy studies, and research training in postsecondary education. HERI's research program covers five broad areas: the outcomes of postsecondary education; academic administration and institutional management; faculty performance; federal and state policy assessment; and educational equity.

CIRP PROJECT STAFF

Alexander W. Astin, Professor and Director
Kenneth C. Green, Associate Director William S. Korn, Principal Programmer
Marilynn Schalit, Staff Associate Laura Birely, Staff Associate

CIRP ADVISORY COMMITTEE

| | |
|--|--|
| Robert Albright, President Johnson C. Smith University | James Morrison, Professor School of Education University of North Carolina |
| James Appleberry, President Northern Michigan University | Harry E. Smith, President Austin College |
| Peter Armacost, President Eckerd College | Catherine Tisinger, President North Adams State University |
| J. Herman Blake, President Tougaloo College | Robert Atwell, President (ex-officio) American Council on Education |
| Gregory Jackson, Professor Graduate School of Education Harvard University | Elaine El-Khawas (ex-officio) Vice President, Research & Policy Analysis American Council on Education |

Additional copies of this report may be purchased from the Higher Education Research Institute, Graduate School of Education, University of California, Los Angeles, CA 90024. Please remit \$8.50 with your order.

The American Freshman

National Norms for Fall, 1985

Table of Contents

| | <u>Page</u> |
|---|-------------|
| I. The American Freshman: National Norms for Fall 1985 | 1 |
| II. The 1985 National Norms | 7 |
| A. Type of Institution and Control for: | |
| 1. Men | 9 |
| 2. Women | 26 |
| 3. All Freshmen | 43 |
| B. Universities, By Selectivity Level, by Sex | 60 |
| C. Four-Year Colleges, by Selectivity Level | 77 |
| III. Appendix A: Research Methodology | 95 |
| IV. Appendix B: The 1985 Student Information Form | 107 |
| V. Appendix C: Coding Scheme for Collapsed Items | 113 |
| VI. Appendix D: Institutions Participating in the Freshman Survey | 117 |
| VII. Appendix E: Precision of the Normative Data and Their Comparisons | 141 |
| VIII. Appendix F: Sample Report Furnished to Campuses Participating in the 1985 ACE-UCLA Freshman Survey | 147 |

List of Figures

| | <u>Page</u> |
|---|-------------|
| Fig. 1 Trends in Freshman Political Preferences, 1967-1985 | 3 |
| Fig. 2 Freshman Attitudes on Political and Social Issues | 3 |
| Fig. 3 Trends in Freshman Preferences for Selected Majors, 1980 & 1985 | 4 |
| Fig. 4 Trends in Freshman Interest in Computing and Engineering Careers | 4 |
| Fig. 5 Trends in Freshman Values, 1967-1985 | 6 |
| Fig. 6 Trends in High School Grades Among Entering Freshmen, 1967-1985 | 6 |
| A-1 1985 Population Data Bank | 98 |

List of Tables

| | |
|---|-----|
| A-1 1985 Freshman Survey Sample and Weights Used to Compute the National Norms | 101 |
| A-2 Uses of 1985 Student Information Form Items in Earlier Surveys | 102 |
| A-3 Number of Institutions and Students Used in Computing the National Norms in 1985 | 104 |
| E-1 Standard Errors of Categorical Response Percentages for Norms Groups of Various Sizes | 144 |

The American Freshman: National Norms for Fall 1985¹

An Overview of the 1985 Freshman Norms Report

This is the twentieth annual report of national normative data on the characteristics of students attending American colleges and universities as first-time, full-time freshmen. This series, initiated in 1966, is a project of the Cooperative Institutional Research Program (CIRP), a continuing longitudinal study of the American higher education system sponsored by the American Council on Education (ACE) and the Graduate School of Education at the University of California, Los Angeles.

The principal purpose of the CIRP is to assess the effects of college on students (see Astin, *et. al.*, 1966). During the past twenty years the CIRP has generated an array of normative, substantive, and methodological research that has yielded information pertinent to a wide range of issues in American higher education.

The freshman survey data reported here have been weighted to provide a normative picture of the American college freshman population for persons engaged in policy analysis, manpower planning, administration, educational research, guidance and counseling, as well as for the general community of students and parents. The survey instrument, the Student Information Form (see Appendix B), is revised annually to reflect the changing concerns of the academic community and of others who use the information. The freshman survey data also provide initial input information for longitudinal research. Follow-up surveys of individual students in each entering class are conducted at various intervals after the initial survey.² In recent years, longitudinal follow-ups of CIRP students have been used in major studies of dropouts (Astin, 1975), campus protests (Astin, Astin, Bayer, & Bisconti, 1975), education and work (Bisconti and Solmon, 1976), campus change (Astin, 1976), student development (Astin, 1977), and minorities (Astin, 1982). (For the most recent follow-up report, see Green, *et. al.*, 1983.)

The normative data are reported separately for women and men, and for 37 different groupings of institutions. The major stratifying factors are institutional race (predominantly black versus predominantly white), type (two-year college, four-year college, university), control (public, private-nonsectarian, Roman Catholic, and Protestant), and the "selectivity level" of the institution. (A complete discussion of the CIRP freshman survey methodology and stratification scheme is presented in Appendix A.)

Summary of Major Trends in the 1985 Freshman Survey Data

The Fall 1985 national survey of entering freshmen indicates students continue to support liberal positions on a number of key political and social issues, despite the public perception of a "conservative" mood on college campuses. In the area of college majors and careers, 1985 freshman survey data reflect the continuing decline of freshman interest in traditional liberal arts majors, particularly the sciences. This year's entering students were also less interested in technologically-oriented careers such as engineering and computer programming than previous cohorts of entering students. The 1985 survey data also show significant increases in the proportion of entering students participating in campus-funded aid and scholarship programs, but little change in the proportion of freshman participating in federal grant and loan programs since Fall 1984.

Student attitudes on political issues showed a slight movement away from the political center in 1985, continuing a trend begun in Fall 1982 (Figure 1). This year 57.6 percent of the entering students identified themselves as being politically "middle-of-the road," down from 57.4 percent in 1984 and the high

¹This research is supported in part by Contract No. 300-84-0163 from the United States Department of Education.

²Normative results from follow-up studies have been published at various times over the past twenty years, as have descriptive profiles for student subgroups abstracted from the freshman survey data. See, for example, *Four Critical Years* (Astin, 1977), and *The American College Student 1982* (Green, *et. al.*, 1983).

of 60.3 percent in Fall 1983. This decline in the "middle-of-the-road" category was reflected in slight gains in both the liberal and the conservative positions. In Fall 1985, 22.4 percent of the entering students identified themselves as "liberal" or "far left" politically, up from 22.1 percent in 1984 and the low of 19.7 percent in Fall 1981. On the conservative side, an all-time high of 20.9 percent of the entering freshmen identified themselves as being either "conservative" or "far right" politically, up slightly from the 1984 figure of 20.5 percent.

In contrast to their generally moderate political self-identification, this year's entering students support a variety of traditionally liberal political and social issues. In the area of military spending, only 28.6 percent support increased defense spending, down from 32.5 percent in 1984 and 38.8 percent in Fall 1982. Fully two-thirds (66.0 percent) feel the federal government should be doing more to promote disarmament (Figure 2). On other issues, a growing proportion believe that the wealthy should pay more taxes (73.3 percent, up from 69.7 percent in 1984 and reversing a decline begun in 1976). The proportion of entering students who agree that the federal government is not doing enough to control pollution rose slightly in 1985, to 78.0 percent (from 77.7 percent in Fall 1984). Support for legal abortion was also up this year, from 53.8 percent in 1984 to 54.9 percent in 1985. Finally, the proportion of entering students who agree that school busing is an acceptable method to promote racial integration reached a new high at 54.4 percent, up from the previous high of 53.6 percent in 1984 and 37.0 percent in 1971.

This year's survey reveals several shifts in student interest in majors and careers. Interest in science declined this year, while education and the humanities registered slight gains. (See Figure 3.) Only 3.4 percent of this year's freshmen plan majors in the biological sciences (down from 4.2 percent in 1984 and 4.7 percent in 1977), while 2.4 percent anticipate majoring in the physical sciences or mathematics (compared to 2.6 percent in 1984 and 3.1 percent in 1977). In contrast, interest in education majors and careers increased in 1985: 7.1 percent of the 1985 freshmen plan to major in education (up from 6.5 percent in 1984 and a low of 6.0 percent in 1982 and 1983) and 6.2 percent plan teaching careers (up from 5.5 percent in Fall 1984 and the low of 4.7 percent in 1982). Freshman interest in arts and humanities majors rose slightly to 8.5 percent in 1985, up from 8.3 percent in 1984 but down from 8.9 percent in 1980. Freshman interest in the social sciences was stable in Fall 1985, at 6.6 percent, compared to 6.7 percent in Fall 1984 and 6.7 again in Fall 1980. Business remains the most popular freshman major: in Fall 1985, 24.8 percent plan to major in business (excluding secretarial studies, which account for another 2.0 percent), up from 24.0 in Fall 1984, and 21.3 percent in 1980.

Two key "technology" careers, computer programmer and engineer, experienced substantial declines in freshman interest in the Fall 1985 survey. (See Figure 4.) Only 10.0 percent of the freshmen entering college in 1985 plan to pursue an engineering career, down from 10.4 percent in Fall 1984 and the peak of 12.0 percent in 1982. Student interest in traditional computing careers (such as a programmer or systems analyst) has fallen by 50 percent during this same three year period. In Fall 1982, 8.8 percent of the entering freshmen planned to pursue a career as a computer analyst or programmer; this fell to 8.5 percent in 1983, to 6.1 percent in 1984, and to 4.4 percent in 1985. This declining interest in technological careers stands in stark contrast to the growing national concern for increased technological training and technological capacity in the American workforce.

The movement in student values towards material concerns and financial security declined slightly this year, marking the end of a fifteen year trend reflecting annual increases in freshman concern for "being very well off financially." (See Figure 5.) In Fall 1985, 70.9 percent of the entering freshmen indicated that it was essential or very important to be "very well-off financially", down slightly from 71.2 percent in Fall 1984, but still far higher than the 43.5 percent level recorded in 1967. In contrast, student interest in "developing a meaningful philosophy of life" declined again this year, dropping to 43.3 percent, down from 44.6 percent in 1984 and well below the peak of 82.9 percent recorded in Fall 1967.

High school grades rose slightly this year, marking an end to five consecutive years of little or no change in the proportion of entering freshmen reporting A/A- high school grade averages (Figure 6). Just over one-in-five freshmen (20.7 percent) reported high school grades in the A/A- range this year, up from 20.0 percent in Fall 1984. The 1985 figure for A/A- students is still below the peak of 23.3 percent recorded in 1978, but is also well above the low of 12.5 percent registered in Fall 1969. Similarly, the proportion of entering freshmen with C averages declined in 1985, down to 20.4 percent from 21.3 percent in 1984. These figures are well above the all-time low of 17.3 recorded in 1978, but also below the all-time C average high of 31.6 percent observed in Fall 1969. Although grades are up, more students seem to feel that they are working harder for their marks: only 50.1 percent of this year's entering students feel that high school grading practices are too easy, in contrast to 54.1 percent in 1984 and the peak of 63.7 percent in Fall 1978.

Figure 1: Trends in Freshman Political Preferences

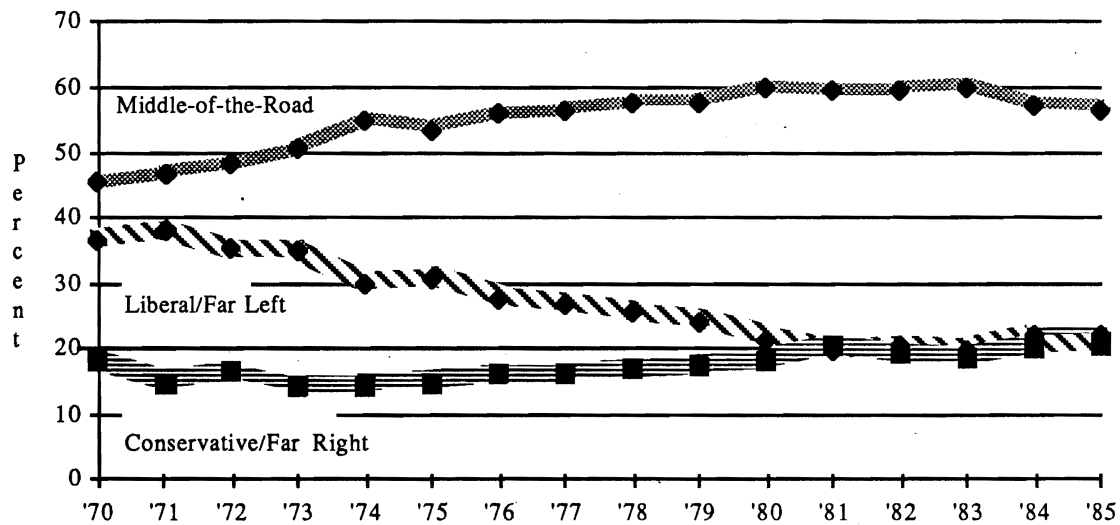


Figure 2: Freshman Attitudes on Political and Social Issues

(percent who agree somewhat or strongly)

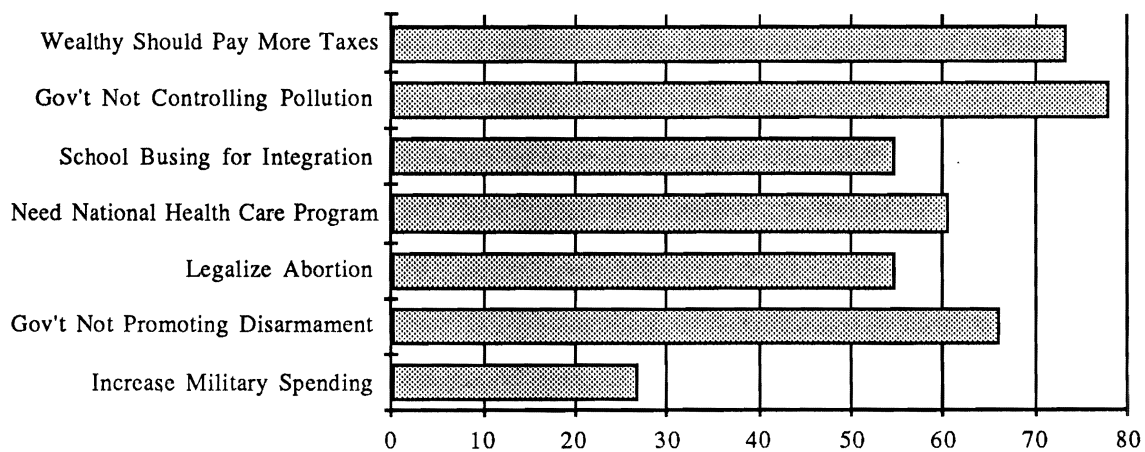


Figure 3: Freshman Preferences for Selected Majors, 1980 and 1985

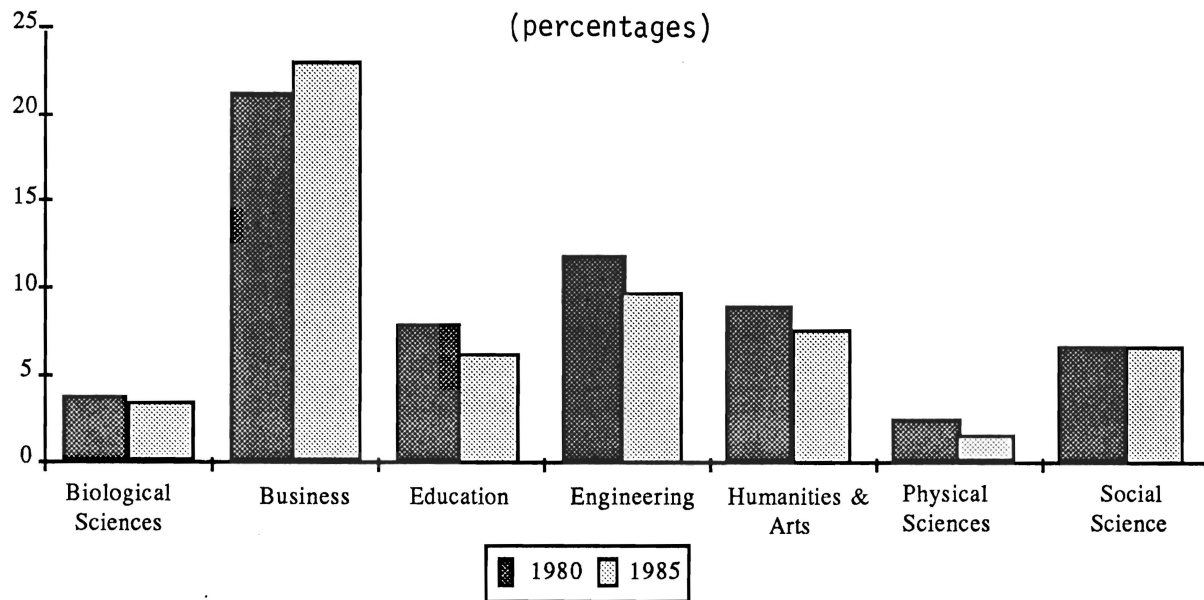
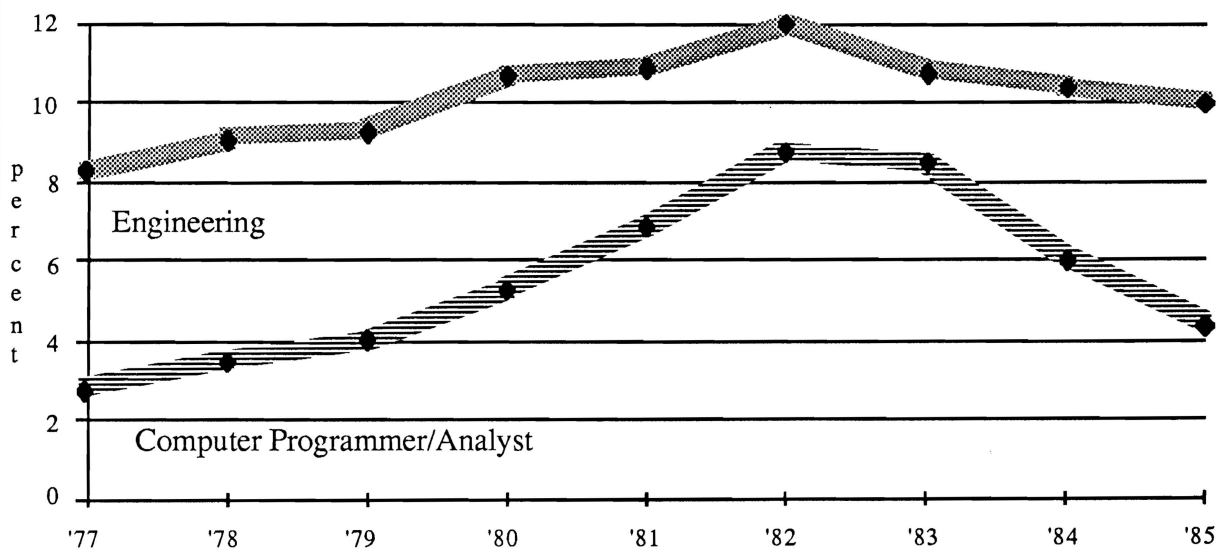


Figure 4: Trends in Freshman Interest in Computing and Engineering Careers



increases in freshman concern for "being very well off financially." (See Figure 5.) In Fall 1985, 70.9 percent of the entering freshmen indicated that it was essential or very important to be "very well-off financially", down from 71.2 percent in Fall 1984, but still far higher than the 43.5 percent registered in 1967. In contrast, student interest in "developing a meaningful philosophy of life" continued to decline this year, dropping to 43.3 percent, down from 44.6 percent in 1984 and well below the peak of 82.9 percent recorded in Fall 1967.

High school grades rose slightly this year, marking an end to five consecutive years of no gain or slight declines in the proportion of entering freshmen reporting A/A- high school grade averages (Figure 6). Just over one-in-five freshmen (20.7 percent) reported that high school grades in the A/A- range this year, up from 20.0 percent in Fall 1984, still below the peak of 23.3 percent recorded in 1978, but also well above the low of 12.5 percent registered in Fall 1969. Similarly, the proportion of entering freshmen with C averages declined in 1985, down to 20.4 percent from 21.3 percent in 1984. These figures are well above the all-time low of 17.3 recorded in 1978, but also below the all-time high of 31.6 percent observed in Fall 1969. Although grades are up, more students seem to feel that they are working harder for their marks: only 50.1 percent of this year's freshmen feel that high school grading practices are too easy, in contrast to 54.1 percent in 1984 and the peak of 63.7 percent in Fall 1978.

The 1985 survey data reflect little change in freshman participation in student aid programs during the past year. In Fall 1985, 19.9 percent of the entering students reported participation in the Pell Grant program, compared to 19.8 percent in Fall 1984. Similarly, 23.0 percent reported receiving a Guaranteed Student Loan, compared to 23.4 percent in Fall 1984. Freshman participation in state aid programs was at 14.1 percent in 1985, up slightly from 13.7 percent in 1984. Participation in work-study programs also increased slightly in 1985, to 10.0 percent, up from 9.4 percent in 1984 (although down from the peak of 14.5 percent recorded in 1980). Freshman participation in campus aid/scholarship programs reached an all-time high in Fall 1985 at 19.5 percent, up from 16.7 percent in Fall 1984 and 12.8 percent in 1980.

Figure 5: Trends in Freshman Values, 1967-1985

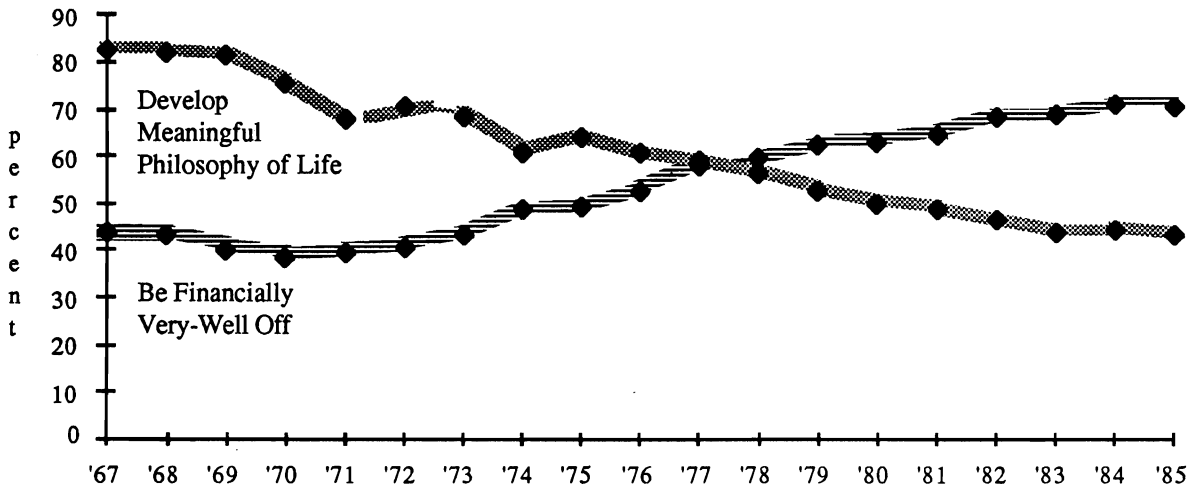
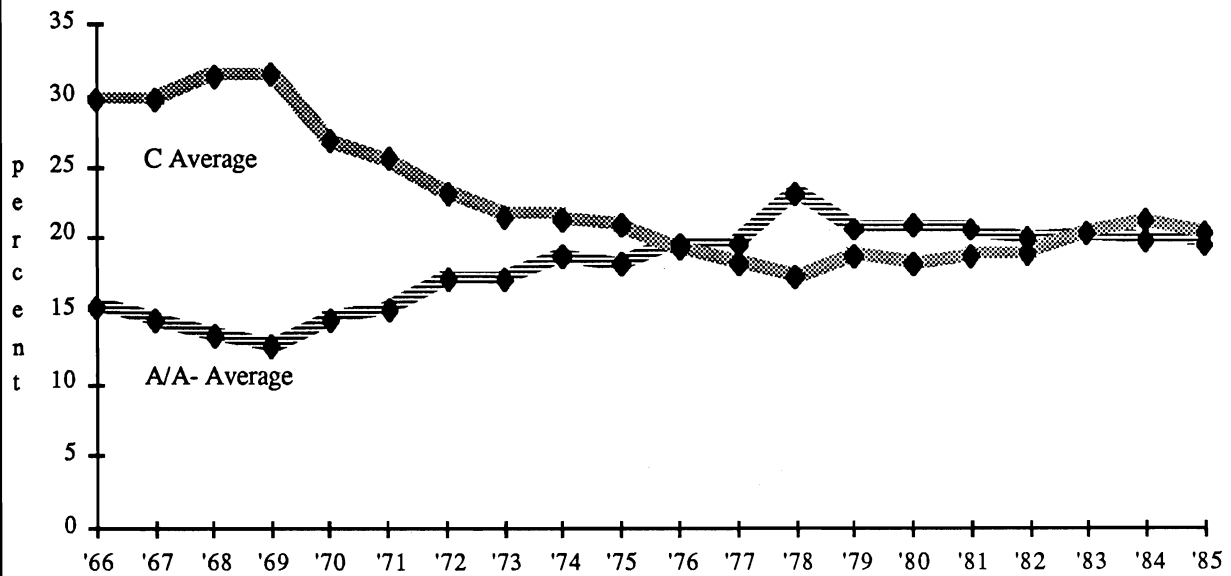


Figure 6: Trends in High School Grades Among Entering Freshmen, 1966-1985



The 1985 Freshman Norms

WEIGHTED NATIONAL NORMS FOR ALL MEN

FALL 1985

| Year Graduated from High School | All Institutions | All 2-Year Colleges | All 4-Year Colleges | All Universities | Predominantly Black Colleges | 2-Year Colleges | | 4-Year Colleges | | | | Universities | | Predominantly Black Colleges | |
|-------------------------------------|------------------|---------------------|---------------------|------------------|------------------------------|-----------------|---------|-----------------|---------|----------|------------|--------------|--------|------------------------------|--------|
| | | | | | | Public | Private | Public | Private | Nonsect. | Protestant | Catholic | Public | Private | Public |
| 1985..... | 93.1 | 88.4 | 94.6 | 97.6 | 89.2 | 88.1 | 91.3 | 93.9 | 95.2 | 95.9 | 97.1 | 97.3 | 98.6 | 87.9 | 93.2 |
| 1984..... | 3.0 | 4.6 | 2.7 | 1.3 | 4.6 | 4.6 | 3.9 | 3.1 | 2.5 | 2.2 | 1.6 | 1.4 | 0.9 | 4.9 | 4.0 |
| 1983..... | 0.9 | 1.4 | 0.9 | 0.3 | 2.0 | 1.4 | 1.1 | 1.1 | 0.6 | 0.7 | 0.2 | 0.4 | 0.2 | 2.4 | 0.9 |
| 1982 or earlier..... | 1.8 | 3.3 | 1.3 | 0.6 | 2.5 | 3.5 | 2.1 | 1.4 | 1.2 | 0.8 | 0.8 | 0.7 | 0.2 | 2.9 | 1.2 |
| H.S. equivalency (G.E.D. test)..... | 0.9 | 1.9 | 0.4 | 0.1 | 1.6 | 2.0 | 1.4 | 0.5 | 0.4 | 0.4 | 0.2 | 0.2 | 0.0 | 1.9 | 0.6 |
| never completed high school..... | 0.2 | 0.4 | 0.0 | 0.1 | 0.0 | 0.4 | 0.2 | 0.0 | 0.0 | 0.1 | 0.1 | 0.0 | 0.1 | 0.0 | 0.0 |
| Age by December 31, 1985 | | | | | | | | | | | | | | | |
| 16 or younger..... | 0.0 | 0.0 | 0.1 | 0.1 | 0.0 | 0.0 | 0.0 | 0.0 | 0.1 | 0.0 | 0.1 | 0.0 | 0.2 | 0.0 | 0.1 |
| 17..... | 2.0 | 2.1 | 1.8 | 2.3 | 2.0 | 2.1 | 1.6 | 1.7 | 2.2 | 1.3 | 2.0 | 1.9 | 3.6 | 1.5 | 3.4 |
| 18..... | 68.7 | 63.3 | 70.0 | 74.5 | 57.3 | 63.7 | 59.9 | 70.1 | 70.8 | 66.5 | 72.0 | 73.9 | 76.7 | 51.7 | 73.7 |
| 19..... | 23.7 | 25.1 | 23.9 | 21.3 | 28.9 | 24.5 | 31.4 | 23.2 | 23.2 | 28.8 | 23.5 | 22.1 | 18.5 | 32.7 | 18.0 |
| 20..... | 2.5 | 3.9 | 2.2 | 1.0 | 6.4 | 3.9 | 4.2 | 2.6 | 1.7 | 2.1 | 1.1 | 1.1 | 0.6 | 7.8 | 2.2 |
| 21-24..... | 1.9 | 3.2 | 1.6 | 0.6 | 4.5 | 3.4 | 1.8 | 1.8 | 1.5 | 1.1 | 0.9 | 0.7 | 0.2 | 5.4 | 2.1 |
| 25-29..... | 0.6 | 1.3 | 0.3 | 0.2 | 0.5 | 1.3 | 0.9 | 0.3 | 0.3 | 0.1 | 0.4 | 0.2 | 0.1 | 0.5 | 0.4 |
| 30-39..... | 0.3 | 0.7 | 0.2 | 0.0 | 0.4 | 0.8 | 0.0 | 0.2 | 0.1 | 0.1 | 0.0 | 0.0 | 0.0 | 0.5 | 0.1 |
| 40-54..... | 0.1 | 0.2 | 0.0 | 0.0 | 0.0 | 0.2 | 0.2 | 0.0 | 0.0 | 0.0 | 0.0 | 0.0 | 0.0 | 0.0 | 0.0 |
| 55 or older..... | 0.0 | 0.0 | 0.0 | 0.0 | 0.0 | 0.0 | 0.0 | 0.0 | 0.0 | 0.0 | 0.0 | 0.0 | 0.0 | 0.0 | 0.0 |
| Racial Background (1) (2) | | | | | | | | | | | | | | | |
| White/Caucasian..... | 87.3 | 89.1 | 83.3 | 90.9 | 2.4 | 90.0 | 80.6 | 80.7 | 83.2 | 92.2 | 88.9 | 91.9 | 87.2 | 3.0 | 0.6 |
| Black/Negro/Afro-American..... | 8.1 | 5.9 | 13.1 | 3.8 | 97.1 | 4.8 | 15.8 | 16.2 | 12.9 | 5.2 | 3.1 | 3.9 | 3.4 | 96.5 | 98.6 |
| American Indian..... | 1.0 | 0.8 | 1.4 | 0.7 | 0.6 | 0.8 | 1.2 | 1.7 | 0.8 | 1.0 | 0.8 | 0.7 | 0.6 | 0.5 | 0.8 |
| Asian-American/Oriental..... | 2.1 | 1.6 | 1.5 | 3.7 | 0.1 | 1.6 | 1.1 | 1.3 | 2.1 | 1.2 | 1.8 | 2.9 | 6.5 | 0.0 | 0.4 |
| Mexican-American/Chicano..... | 1.0 | 1.5 | 0.8 | 0.8 | 0.0 | 1.5 | 0.8 | 0.4 | 0.7 | 0.9 | 4.3 | 0.6 | 1.8 | 0.0 | 0.0 |
| Puerto Rican-American..... | 0.6 | 0.8 | 0.5 | 0.4 | 0.0 | 0.8 | 0.4 | 0.4 | 0.6 | 0.2 | 1.0 | 0.4 | 0.7 | 0.0 | 0.0 |
| Other..... | 1.5 | 1.9 | 1.3 | 1.3 | 0.6 | 1.9 | 1.2 | 1.2 | 1.7 | 0.9 | 1.8 | 1.1 | 2.0 | 0.5 | 0.9 |
| Average Grade in High School | | | | | | | | | | | | | | | |
| A or A+..... | 7.5 | 2.0 | 7.9 | 14.6 | 3.0 | 2.0 | 1.7 | 7.5 | 9.0 | 8.4 | 6.5 | 11.2 | 27.1 | 2.9 | 3.1 |
| A-..... | 10.2 | 4.3 | 11.2 | 16.9 | 3.5 | 4.3 | 4.2 | 10.6 | 12.6 | 11.6 | 11.1 | 15.3 | 22.7 | 2.9 | 5.4 |
| B+..... | 16.9 | 12.1 | 18.1 | 21.8 | 11.3 | 12.7 | 7.3 | 17.6 | 18.5 | 17.8 | 21.0 | 21.7 | 21.8 | 10.7 | 13.3 |
| B..... | 24.1 | 25.0 | 24.2 | 22.8 | 15.3 | 26.1 | 14.5 | 24.6 | 23.5 | 22.2 | 26.8 | 24.5 | 16.5 | 14.6 | 17.5 |
| B-..... | 15.7 | 18.2 | 15.6 | 12.4 | 16.2 | 18.8 | 13.6 | 15.8 | 15.1 | 15.6 | 16.5 | 13.8 | 7.3 | 14.1 | 22.5 |
| C+..... | 14.6 | 20.7 | 13.4 | 7.7 | 23.4 | 20.4 | 23.4 | 13.7 | 13.1 | 13.3 | 11.6 | 8.9 | 3.4 | 23.3 | 23.8 |
| C..... | 10.3 | 16.2 | 9.2 | 3.7 | 26.9 | 14.5 | 31.3 | 9.8 | 8.0 | 10.5 | 6.3 | 4.3 | 1.3 | 31.6 | 13.5 |
| D..... | 0.7 | 1.5 | 0.3 | 0.2 | 0.2 | 1.2 | 3.9 | 0.3 | 0.3 | 0.6 | 0.2 | 0.2 | 0.0 | 0.0 | 0.9 |
| Academic Rank in High School | | | | | | | | | | | | | | | |
| top 20%..... | 36.6 | 18.7 | 39.6 | 56.6 | 25.8 | 19.2 | 14.8 | 39.3 | 41.0 | 40.2 | 35.4 | 52.9 | 70.0 | 24.9 | 28.5 |
| second 20%..... | 23.8 | 22.4 | 25.2 | 23.9 | 21.6 | 23.1 | 15.7 | 26.2 | 23.2 | 24.0 | 26.0 | 25.4 | 18.1 | 22.0 | 20.5 |
| middle 20%..... | 30.7 | 43.8 | 28.2 | 16.3 | 40.1 | 43.4 | 47.8 | 27.9 | 28.5 | 27.9 | 30.5 | 18.1 | 10.0 | 39.5 | 42.0 |
| fourth 20%..... | 7.6 | 12.6 | 6.2 | 2.7 | 12.2 | 12.1 | 17.6 | 6.1 | 6.1 | 6.6 | 6.6 | 3.0 | 1.7 | 13.7 | 7.8 |
| lowest 20%..... | 1.3 | 2.4 | 0.8 | 0.5 | 0.3 | 2.2 | 4.1 | 0.5 | 1.1 | 1.3 | 1.5 | 0.6 | 0.2 | 0.0 | 1.2 |
| Miles from Home to College | | | | | | | | | | | | | | | |
| 5 or less..... | 8.2 | 12.1 | 6.9 | 4.5 | 9.7 | 12.7 | 7.3 | 7.8 | 5.7 | 4.9 | 7.8 | 4.7 | 3.5 | 11.5 | 4.3 |
| 6-10..... | 9.2 | 13.5 | 6.9 | 6.3 | 3.9 | 14.5 | 5.1 | 7.4 | 6.6 | 3.5 | 10.5 | 6.6 | 4.9 | 4.3 | 2.7 |
| 11-50..... | 25.5 | 31.9 | 24.5 | 18.0 | 14.7 | 33.2 | 20.1 | 28.1 | 19.2 | 17.0 | 27.4 | 18.9 | 14.9 | 15.9 | 11.4 |
| 51-100..... | 16.8 | 13.9 | 18.5 | 18.3 | 20.6 | 13.6 | 16.4 | 20.6 | 14.0 | 17.9 | 17.7 | 20.7 | 9.2 | 23.6 | 11.8 |
| 101-500..... | 31.1 | 25.7 | 29.6 | 40.9 | 31.7 | 24.2 | 39.8 | 26.1 | 33.6 | 39.7 | 26.0 | 42.6 | 34.7 | 33.7 | 26.0 |
| more than 500..... | 9.3 | 2.8 | 13.6 | 12.0 | 19.4 | 1.9 | 11.3 | 10.1 | 20.9 | 16.9 | 10.6 | 6.4 | 32.7 | 11.1 | 43.8 |

WEIGHTED NATIONAL NORMS FOR ALL MEN

FALL 1985

| | All Insti- tutions | All 2-Year Colleges | All 4-Year Colleges | All Uni- versities | Predomi- nantly Black Colleges | 2-Year Colleges | | 4-Year Colleges | | | | Universities | | Predominantly Black Colleges | |
|---|-----------------------|---------------------------|---------------------------|-----------------------|---|--------------------|---------|-----------------|---------|----------|-----------------|--------------|--------|---------------------------------|--------|
| | | | | | | Public | Private | Public | Private | Nonsect. | Prot- estant | Catholic | Public | Private | Public |
| Estimated Parental Income | | | | | | | | | | | | | | | |
| less than \$6,000..... | 3.8 | 4.3 | 4.5 | 2.1 | 19.0 | 4.2 | 4.6 | 5.4 | 3.6 | 3.2 | 3.0 | 2.2 | 1.4 | 22.2 | 9.9 |
| \$6,000-\$9,999..... | 3.5 | 4.1 | 4.0 | 1.8 | 12.4 | 4.1 | 4.0 | 4.5 | 3.7 | 3.2 | 2.9 | 2.0 | 1.5 | 13.9 | 8.4 |
| \$10,000-\$14,999..... | 6.4 | 7.6 | 6.8 | 4.1 | 17.3 | 7.7 | 7.2 | 7.7 | 5.9 | 5.7 | 5.5 | 4.5 | 3.0 | 19.4 | 11.4 |
| \$15,000-\$19,999..... | 6.8 | 8.5 | 6.7 | 4.6 | 10.1 | 8.6 | 7.5 | 6.9 | 6.6 | 6.0 | 6.1 | 4.9 | 3.4 | 10.6 | 8.9 |
| \$20,000-\$24,499..... | 8.7 | 10.6 | 8.3 | 6.6 | 8.4 | 10.7 | 9.8 | 8.5 | 8.2 | 8.3 | 6.9 | 6.9 | 5.3 | 8.3 | 8.7 |
| \$25,000-\$29,999..... | 8.9 | 10.6 | 8.6 | 7.2 | 6.5 | 10.8 | 8.8 | 9.2 | 7.5 | 8.0 | 7.8 | 7.6 | 5.9 | 5.6 | 9.2 |
| \$30,000-\$34,999..... | 11.3 | 12.7 | 11.0 | 9.9 | 5.1 | 13.1 | 9.6 | 11.3 | 10.2 | 11.5 | 10.5 | 10.4 | 8.0 | 4.4 | 6.8 |
| \$35,000-\$39,999..... | 9.7 | 10.2 | 9.4 | 9.5 | 4.1 | 10.3 | 8.6 | 9.7 | 8.4 | 9.9 | 9.7 | 10.0 | 7.7 | 3.3 | 6.2 |
| \$40,000-\$49,999..... | 12.5 | 11.8 | 12.3 | 13.7 | 5.6 | 11.8 | 11.1 | 13.2 | 10.8 | 11.4 | 12.5 | 14.3 | 11.5 | 5.0 | 7.4 |
| \$50,000-\$59,999..... | 9.9 | 7.8 | 10.1 | 12.6 | 4.9 | 7.7 | 8.3 | 10.3 | 9.5 | 9.7 | 11.4 | 12.7 | 12.1 | 3.9 | 7.8 |
| \$60,000-\$74,999..... | 7.3 | 5.1 | 7.2 | 10.6 | 4.0 | 4.8 | 7.5 | 6.4 | 8.1 | 8.4 | 8.1 | 10.3 | 11.8 | 2.8 | 7.3 |
| \$75,000-\$99,999..... | 4.7 | 3.0 | 4.5 | 7.3 | 1.5 | 2.8 | 4.6 | 3.4 | 6.2 | 5.4 | 6.0 | 6.6 | 9.8 | 0.6 | 4.0 |
| \$100,000-\$149,999..... | 3.3 | 1.7 | 3.3 | 5.4 | 0.6 | 1.6 | 2.6 | 2.0 | 5.3 | 4.4 | 4.3 | 4.3 | 9.4 | 0.0 | 2.3 |
| \$150,000 or more..... | 3.2 | 2.1 | 3.2 | 4.7 | 0.5 | 1.7 | 5.6 | 1.4 | 6.0 | 4.9 | 5.4 | 3.4 | 9.4 | 0.0 | 1.9 |
| Persons Currently Dependent On Parents for Support | | | | | | | | | | | | | | | |
| one..... | 7.8 | 9.0 | 7.9 | 5.8 | 13.3 | 8.9 | 9.7 | 8.5 | 7.1 | 7.5 | 6.6 | 6.1 | 4.4 | 13.5 | 12.6 |
| two..... | 13.9 | 13.8 | 14.4 | 13.2 | 15.1 | 13.4 | 17.8 | 14.4 | 14.9 | 14.7 | 11.9 | 13.5 | 12.1 | 14.1 | 18.1 |
| three..... | 22.1 | 23.8 | 21.4 | 20.8 | 20.3 | 23.8 | 23.5 | 21.5 | 21.4 | 22.0 | 19.2 | 21.5 | 18.2 | 18.8 | 24.7 |
| four..... | 27.8 | 26.0 | 27.6 | 30.4 | 22.0 | 26.2 | 24.9 | 27.2 | 28.5 | 28.9 | 26.0 | 30.5 | 30.3 | 22.4 | 20.9 |
| five..... | 17.9 | 17.0 | 18.0 | 18.9 | 16.9 | 17.2 | 15.6 | 18.2 | 17.7 | 17.1 | 18.8 | 18.4 | 20.7 | 17.7 | 14.6 |
| six or more..... | 10.6 | 10.3 | 10.7 | 10.9 | 12.4 | 10.5 | 8.5 | 10.2 | 10.5 | 9.8 | 17.5 | 9.9 | 14.3 | 13.5 | 9.2 |
| Number of Other Dependents Currently Attending College | | | | | | | | | | | | | | | |
| none..... | 68.7 | 72.0 | 68.2 | 64.5 | 73.8 | 72.0 | 71.3 | 70.0 | 66.0 | 68.0 | 61.5 | 65.7 | 60.4 | 75.4 | 69.0 |
| one..... | 23.6 | 21.2 | 24.0 | 26.5 | 19.3 | 21.2 | 21.0 | 23.3 | 25.0 | 24.3 | 25.7 | 26.0 | 28.4 | 18.6 | 21.3 |
| two..... | 5.7 | 5.1 | 5.6 | 6.5 | 5.1 | 5.1 | 5.2 | 4.8 | 6.6 | 5.5 | 8.8 | 6.2 | 7.8 | 4.5 | 6.8 |
| three or more..... | 2.1 | 1.7 | 2.1 | 2.4 | 1.9 | 1.6 | 2.4 | 1.8 | 2.4 | 2.1 | 3.9 | 2.2 | 3.3 | 1.5 | 2.9 |
| Dependency Status for 1984 | | | | | | | | | | | | | | | |
| lived with parents for 6+ weeks. | 96.0 | 94.8 | 96.0 | 97.5 | 90.7 | 94.8 | 94.9 | 95.9 | 95.9 | 96.0 | 97.6 | 97.4 | 97.5 | 89.5 | 93.7 |
| dependent on parent's tax return | 90.4 | 87.0 | 90.8 | 94.1 | 77.9 | 87.2 | 85.5 | 90.4 | 90.7 | 92.1 | 92.3 | 93.9 | 95.0 | 75.0 | 84.6 |
| received \$600+ from parents..... | 72.3 | 65.0 | 73.2 | 80.3 | 50.9 | 64.5 | 69.6 | 69.1 | 78.0 | 78.1 | 79.7 | 78.3 | 87.4 | 41.1 | 73.3 |
| Dependency Status for 1985 | | | | | | | | | | | | | | | |
| living with parents for 6+ weeks | 84.1 | 86.5 | 81.8 | 84.2 | 66.9 | 87.5 | 76.7 | 81.8 | 81.5 | 80.7 | 85.0 | 84.4 | 83.5 | 64.3 | 73.5 |
| dependent on parent's tax return | 86.6 | 84.0 | 85.7 | 91.2 | 71.1 | 84.3 | 80.5 | 83.6 | 87.8 | 88.7 | 89.4 | 90.6 | 93.3 | 67.6 | 79.6 |
| receiving \$600+ from parents.... | 76.2 | 70.2 | 75.1 | 85.6 | 44.6 | 69.9 | 72.5 | 69.9 | 81.3 | 81.4 | 82.6 | 83.9 | 91.6 | 33.1 | 72.1 |
| Marital Status | | | | | | | | | | | | | | | |
| not presently married..... | 99.0 | 98.2 | 99.4 | 99.7 | 99.2 | 98.2 | 98.8 | 99.2 | 99.8 | 99.3 | 99.6 | 99.6 | 99.9 | 99.0 | 99.6 |
| married, living with spouse..... | 0.8 | 1.5 | 0.5 | 0.2 | 0.8 | 1.5 | 0.9 | 0.6 | 0.1 | 0.5 | 0.2 | 0.3 | 0.1 | 1.0 | 0.1 |
| married, not living with spouse. | 0.2 | 0.3 | 0.1 | 0.1 | 0.1 | 0.3 | 0.3 | 0.1 | 0.2 | 0.2 | 0.2 | 0.1 | 0.1 | 0.0 | 0.3 |
| Twin Status | | | | | | | | | | | | | | | |
| no..... | 98.2 | 98.1 | 98.3 | 98.3 | 98.8 | 98.1 | 98.3 | 98.3 | 98.3 | 98.4 | 97.9 | 98.3 | 98.5 | 99.0 | 98.1 |
| yes, identical..... | 0.7 | 0.7 | 0.6 | 0.7 | 0.1 | 0.8 | 0.4 | 0.5 | 0.7 | 0.5 | 0.8 | 0.7 | 0.6 | 0.0 | 0.3 |
| yes, fraternal..... | 1.1 | 1.2 | 1.1 | 1.0 | 1.1 | 1.1 | 1.4 | 1.1 | 1.0 | 1.1 | 1.3 | 1.0 | 1.0 | 1.0 | 1.6 |

WEIGHTED NATIONAL NORMS FOR ALL MEN

FALL 1985

| Activities Engaged in by Students During the Past Year | All Insti- tutions | All | | | | Predomi- nantly Black Colleges | 2-Year Colleges | | 4-Year Colleges | | | | Universities | | Predominantly Black Colleges | |
|--|-----------------------|--------------------|--------------------|-----------------------|--------|---|--------------------|--------|-----------------|-----------------|----------|--------|--------------|--------|---------------------------------|--|
| | | 2-Year Colleges | 4-Year Colleges | All Uni- versities | Public | | Private | Public | Private | Prot- estant | Catholic | Public | Private | Public | Private | |
| | | | | | | | | | | | | | | | | |
| used a personal computer (3).... | 27.8 | 22.1 | 29.1 | 33.8 | 23.6 | 22.5 | 18.4 | 30.3 | 28.0 | 27.4 | 26.1 | 33.4 | 35.3 | 21.8 | 28.7 | |
| played a musical instrument..... | 38.5 | 34.5 | 40.1 | 41.9 | 42.9 | 34.3 | 36.8 | 39.2 | 42.1 | 43.3 | 35.0 | 41.3 | 43.9 | 41.9 | 45.7 | |
| attended a religious service.... | 82.4 | 78.8 | 85.2 | 83.1 | 91.0 | 77.8 | 88.0 | 84.2 | 84.0 | 88.5 | 91.6 | 82.8 | 84.4 | 90.7 | 91.9 | |
| participated in speech or debate pres of 1 or more student orgs.. | 24.8 | 19.5 | 27.3 | 28.6 | 33.9 | 19.4 | 21.1 | 25.9 | 29.9 | 29.2 | 26.8 | 27.5 | 32.6 | 32.7 | 37.4 | |
| was bored in class..... | 25.1 | 18.8 | 28.5 | 29.0 | 42.7 | 17.9 | 26.6 | 27.5 | 30.4 | 30.9 | 25.8 | 27.3 | 34.9 | 42.9 | 42.2 | |
| had major part in a play..... | 90.5 | 86.2 | 92.0 | 94.3 | 82.2 | 85.9 | 88.9 | 91.4 | 92.2 | 94.2 | 93.0 | 94.2 | 94.6 | 81.4 | 84.5 | |
| won varsity letter in sports..... | 18.1 | 14.5 | 21.5 | 18.3 | 36.7 | 13.7 | 21.0 | 20.7 | 23.2 | 24.1 | 17.1 | 18.1 | 19.1 | 39.0 | 30.4 | |
| didn't complete homework on time won award in art contest..... | 54.2 | 46.8 | 59.9 | 56.1 | 54.5 | 44.4 | 68.7 | 59.2 | 57.7 | 65.6 | 63.4 | 56.3 | 55.5 | 52.8 | 59.0 | |
| edited school paper, yearbook, mag | 72.8 | 71.3 | 74.4 | 72.6 | 72.1 | 70.3 | 80.0 | 74.4 | 73.7 | 76.9 | 72.2 | 74.1 | 67.2 | 72.4 | 71.3 | |
| tutored another student..... | 16.8 | 16.1 | 17.9 | 16.2 | 27.5 | 15.7 | 20.1 | 17.5 | 19.9 | 17.0 | 16.2 | 16.3 | 15.9 | 29.2 | 22.8 | |
| asked teacher for advice (3).... | 12.9 | 9.0 | 14.4 | 16.0 | 15.3 | 8.7 | 11.6 | 13.3 | 17.0 | 14.3 | 15.3 | 14.4 | 22.0 | 14.9 | 16.5 | |
| participated in science contest. | 40.9 | 29.6 | 43.6 | 52.9 | 43.2 | 29.6 | 29.2 | 42.4 | 47.2 | 41.4 | 46.0 | 50.0 | 63.6 | 39.1 | 54.9 | |
| did extra course work or reading was guest in teacher's home.... | 21.7 | 17.7 | 24.0 | 24.1 | 33.9 | 16.7 | 26.6 | 21.9 | 26.9 | 27.3 | 25.9 | 23.1 | 27.5 | 32.1 | 39.0 | |
| studied with other students..... | 19.3 | 15.2 | 20.6 | 23.2 | 35.5 | 14.5 | 22.0 | 20.9 | 20.8 | 19.5 | 18.7 | 22.8 | 24.5 | 36.5 | 32.9 | |
| overslept and missed class/appt. snacked cigarettes (3)..... | 65.0 | 61.7 | 66.7 | 67.2 | 70.8 | 61.1 | 67.4 | 65.9 | 68.9 | 66.0 | 67.1 | 65.8 | 72.6 | 67.9 | 79.2 | |
| performed volunteer work..... | 32.4 | 27.5 | 36.5 | 33.1 | 49.2 | 26.2 | 40.0 | 35.5 | 36.4 | 42.7 | 33.4 | 32.4 | 35.4 | 53.3 | 37.7 | |
| missed school because of illness attended recital/concert..... | 86.1 | 81.1 | 88.1 | 90.1 | 88.6 | 80.7 | 85.5 | 87.4 | 88.4 | 89.2 | 90.2 | 89.8 | 91.5 | 88.1 | 90.1 | |
| felt overwhelmed (3)..... | 29.6 | 29.8 | 29.5 | 29.5 | 25.0 | 29.4 | 33.0 | 27.9 | 32.7 | 31.3 | 28.8 | 29.8 | 28.3 | 23.0 | 30.6 | |
| felt depressed (3)..... | 6.6 | 9.7 | 5.2 | 4.3 | 3.3 | 10.0 | 6.8 | 5.2 | 5.7 | 4.7 | 5.2 | 4.5 | 3.6 | 3.6 | 2.4 | |
| drank beer..... | 68.7 | 64.7 | 71.1 | 70.8 | 71.4 | 63.9 | 71.9 | 70.1 | 71.6 | 73.6 | 73.6 | 69.4 | 75.8 | 71.4 | 71.5 | |
| stayed up all night..... | 72.6 | 72.5 | 73.0 | 72.3 | 71.1 | 72.2 | 75.0 | 73.1 | 72.6 | 73.1 | 73.6 | 72.2 | 72.7 | 73.0 | 65.9 | |
| felt overwhelmed (3)..... | 73.3 | 68.0 | 75.4 | 77.6 | 71.6 | 67.5 | 72.4 | 73.6 | 78.8 | 77.7 | 74.3 | 76.9 | 80.0 | 68.2 | 81.0 | |
| felt depressed (3)..... | 71.8 | 71.9 | 68.6 | 76.2 | 42.6 | 72.6 | 65.9 | 70.4 | 64.5 | 62.3 | 80.1 | 76.9 | 73.7 | 40.6 | 48.3 | |
| felt depressed (3)..... | 74.9 | 74.3 | 75.0 | 75.5 | 65.6 | 74.6 | 72.0 | 75.1 | 74.7 | 74.5 | 75.7 | 76.3 | 72.7 | 62.6 | 74.1 | |
| felt depressed (3)..... | 12.0 | 9.4 | 13.1 | 14.0 | 12.3 | 9.1 | 12.3 | 12.3 | 13.9 | 14.8 | 13.3 | 14.0 | 14.0 | 11.8 | 13.6 | |
| felt depressed (3)..... | 6.1 | 5.6 | 6.6 | 6.2 | 8.0 | 5.4 | 7.2 | 6.4 | 6.9 | 7.5 | 6.1 | 6.1 | 6.5 | 8.2 | 7.3 | |
| Highest Degree Planned at Freshman College | | | | | | | | | | | | | | | | |
| none..... | 3.5 | 5.3 | 3.3 | 1.5 | 1.9 | 5.1 | 6.8 | 3.8 | 2.1 | 4.0 | 2.9 | 1.7 | 0.9 | 2.3 | 0.9 | |
| vocational certificate..... | 1.9 | 4.7 | 0.6 | 0.2 | 1.3 | 5.0 | 2.1 | 0.8 | 0.3 | 0.5 | 0.2 | 0.2 | 0.1 | 1.5 | 0.7 | |
| associate (A.A. or equivalent).. | 20.2 | 54.3 | 2.6 | 0.9 | 2.4 | 53.3 | 63.1 | 3.2 | 1.6 | 2.1 | 2.0 | 1.0 | 0.8 | 3.1 | 0.8 | |
| bachelor's (B.A., B.S.)..... | 56.1 | 27.3 | 76.1 | 64.6 | 70.7 | 28.0 | 21.3 | 74.2 | 78.6 | 79.3 | 76.1 | 63.8 | 67.3 | 65.4 | 82.9 | |
| master's (M.A., M.S.)..... | 12.3 | 4.5 | 12.8 | 22.1 | 14.0 | 4.8 | 2.0 | 13.3 | 12.8 | 9.7 | 14.1 | 22.8 | 20.0 | 16.2 | 8.9 | |
| Ph.D. or Ed.D..... | 1.9 | 0.8 | 1.8 | 3.6 | 4.8 | 0.8 | 0.7 | 2.1 | 1.3 | 1.4 | 1.1 | 3.5 | 3.9 | 6.2 | 1.6 | |
| M.D., D.O., D.D.S. or D.V.M..... | 1.4 | 0.3 | 0.6 | 4.1 | 1.4 | 0.3 | 0.6 | 0.6 | 0.6 | 0.5 | 0.7 | 4.2 | 3.7 | 1.5 | 1.2 | |
| LL.B. or J.D. (law)..... | 0.8 | 0.3 | 0.6 | 2.0 | 0.7 | 0.3 | 0.3 | 0.4 | 1.2 | 0.6 | 1.1 | 1.7 | 2.7 | 0.8 | 0.7 | |
| B.D. or M.Div. (divinity)..... | 0.2 | 0.1 | 0.2 | 0.2 | 0.2 | 0.1 | 0.1 | 0.1 | 0.3 | 0.5 | 0.3 | 0.2 | 0.1 | 0.0 | 0.7 | |
| other..... | 1.6 | 2.5 | 1.3 | 0.8 | 2.6 | 2.4 | 3.1 | 1.4 | 1.2 | 1.2 | 1.5 | 0.8 | 0.6 | 3.1 | 1.6 | |
| Highest Degree Planned Anywhere | | | | | | | | | | | | | | | | |
| none..... | 2.0 | 2.6 | 2.0 | 1.1 | 5.0 | 2.6 | 3.1 | 2.4 | 1.4 | 1.4 | 1.7 | 1.2 | 0.9 | 6.6 | 1.4 | |
| vocational certificate..... | 1.4 | 3.2 | 0.5 | 0.2 | 1.1 | 3.5 | 0.9 | 0.6 | 0.4 | 0.3 | 0.1 | 0.2 | 0.1 | 1.5 | 0.3 | |
| associate (A.A. or equivalent).. | 5.2 | 14.0 | 0.7 | 0.4 | 0.1 | 15.0 | 5.2 | 0.8 | 0.4 | 0.9 | 0.7 | 0.4 | 0.1 | 0.0 | 0.3 | |
| bachelor's (B.A., B.S.)..... | 38.3 | 45.7 | 36.4 | 31.3 | 29.8 | 45.7 | 45.6 | 40.7 | 29.5 | 33.0 | 32.5 | 35.4 | 17.1 | 35.0 | 17.8 | |
| master's (M.A., M.S.)..... | 31.5 | 23.7 | 35.1 | 36.4 | 35.4 | 23.2 | 28.4 | 35.0 | 35.6 | 33.3 | 37.7 | 36.3 | 36.7 | 34.3 | 37.9 | |
| Ph.D. or Ed.D..... | 9.9 | 4.5 | 12.0 | 13.9 | 14.0 | 4.2 | 6.3 | 11.0 | 14.5 | 12.4 | 10.2 | 12.2 | 19.8 | 10.9 | 21.0 | |
| M.D., D.O., D.D.S. or D.V.M..... | 5.9 | 2.4 | 6.3 | 10.0 | 5.7 | 2.4 | 2.9 | 4.6 | 7.9 | 9.3 | 9.1 | 8.6 | 14.7 | 3.6 | 10.5 | |
| LL.B. or J.D. (law)..... | 3.8 | 1.6 | 4.5 | 5.7 | 3.5 | 1.3 | 3.9 | 2.7 | 7.6 | 5.8 | 5.4 | 4.6 | 9.4 | 1.5 | 8.2 | |
| B.D. or M.Div. (divinity)..... | 0.4 | 0.3 | 0.7 | 0.3 | 1.3 | 0.2 | 1.0 | 0.4 | 0.8 | 1.7 | 0.7 | 0.2 | 0.3 | 1.5 | 1.1 | |
| other..... | 1.6 | 1.9 | 1.8 | 0.9 | 4.0 | 1.9 | 2.5 | 1.9 | 1.7 | 2.0 | 1.8 | 0.9 | 0.9 | 5.1 | 1.5 | |

WEIGHTED NATIONAL NORMS FOR ALL MEN

FALL 1985

| | All Insti- tutions | All 2-Year Colleges | All 4-Year Colleges | All Uni- versities | Predomi- nantly Black Colleges | 2-Year Colleges | | 4-Year Colleges | | | | Universities | | Predominantly Black Colleges | |
|---|-----------------------|---------------------------|---------------------------|-----------------------|---|--------------------|---------|-----------------|---------|----------|-----------------|--------------|--------|---------------------------------|--------|
| | | | | | | Public | Private | Public | Private | Nonsect. | Prot- estant | Catholic | Public | Private | Public |
| Current Religious Preference | | | | | | | | | | | | | | | |
| Baptist..... | 14.0 | 12.2 | 18.0 | 10.6 | 69.0 | 9.3 | 38.4 | 20.9 | 14.3 | 19.7 | 3.0 | 12.3 | 4.9 | 74.0 | 54.7 |
| Buddhist..... | 0.4 | 0.3 | 0.4 | 0.5 | 0.0 | 0.3 | 0.3 | 0.3 | 0.6 | 0.4 | 0.3 | 0.4 | 0.7 | 0.0 | 0.0 |
| Congregational (UCC)..... | 1.5 | 1.4 | 1.6 | 1.8 | 0.5 | 1.4 | 0.7 | 1.4 | 2.2 | 1.6 | 0.3 | 1.9 | 1.2 | 0.0 | 2.0 |
| Eastern Orthodox..... | 0.6 | 0.6 | 0.6 | 0.6 | 0.0 | 0.6 | 0.3 | 0.6 | 0.8 | 0.4 | 0.5 | 0.6 | 0.9 | 0.0 | 0.0 |
| Episcopal..... | 2.5 | 1.8 | 2.6 | 3.0 | 1.5 | 1.7 | 2.9 | 2.1 | 3.5 | 4.2 | 1.2 | 3.1 | 2.8 | 1.2 | 2.7 |
| Islamic..... | 0.3 | 0.3 | 0.3 | 0.3 | 0.4 | 0.3 | 0.3 | 0.2 | 0.5 | 0.2 | 0.4 | 0.2 | 0.5 | 0.0 | 1.3 |
| Jewish..... | 3.0 | 2.3 | 2.1 | 5.3 | 0.0 | 2.4 | 1.0 | 1.6 | 4.2 | 0.9 | 0.2 | 4.3 | 8.7 | 0.0 | 0.1 |
| Latter Day Saints (Mormon)..... | 0.2 | 0.2 | 0.3 | 0.3 | 0.0 | 0.2 | 0.1 | 0.4 | 0.1 | 0.3 | 0.2 | 0.3 | 0.2 | 0.0 | 0.0 |
| Lutheran..... | 5.8 | 5.4 | 5.3 | 7.1 | 0.3 | 5.3 | 6.4 | 5.7 | 3.6 | 8.2 | 3.2 | 8.0 | 3.6 | 0.0 | 1.1 |
| Methodist..... | 9.5 | 11.0 | 8.6 | 8.8 | 9.6 | 10.8 | 12.7 | 9.5 | 6.2 | 11.6 | 3.3 | 10.0 | 4.6 | 8.7 | 12.2 |
| Presbyterian..... | 5.0 | 5.2 | 4.5 | 5.5 | 0.9 | 5.1 | 6.4 | 3.9 | 5.0 | 7.9 | 1.6 | 5.8 | 4.2 | 0.0 | 3.4 |
| Quaker (Society of Friends)..... | 0.2 | 0.2 | 0.2 | 0.2 | 0.5 | 0.2 | 0.2 | 0.2 | 0.3 | 0.4 | 0.0 | 0.2 | 0.2 | 0.6 | 0.1 |
| Roman Catholic..... | 36.5 | 39.9 | 33.4 | 36.2 | 4.4 | 42.4 | 17.9 | 33.5 | 30.6 | 15.8 | 76.3 | 32.8 | 48.0 | 2.9 | 8.8 |
| Seventh Day Adventist..... | 0.2 | 0.2 | 0.3 | 0.2 | 0.5 | 0.3 | 0.2 | 0.2 | 0.2 | 0.8 | 0.3 | 0.2 | 0.2 | 0.6 | 0.2 |
| other Protestant..... | 5.6 | 5.7 | 6.8 | 3.8 | 0.8 | 6.0 | 2.7 | 5.0 | 8.6 | 13.6 | 2.0 | 4.0 | 3.2 | 0.6 | 1.4 |
| other religion..... | 4.8 | 4.7 | 5.7 | 3.4 | 6.7 | 4.7 | 4.8 | 4.8 | 8.2 | 6.5 | 2.3 | 3.6 | 3.0 | 6.9 | 6.1 |
| none..... | 9.9 | 8.5 | 9.4 | 12.5 | 4.9 | 9.0 | 4.8 | 9.6 | 11.2 | 7.6 | 4.7 | 12.4 | 13.1 | 4.6 | 5.8 |
| Student Considers Self a "Born-Again" Christian | | | | | | | | | | | | | | | |
| yes..... | 22.9 | 21.1 | 27.6 | 18.4 | 47.7 | 19.4 | 37.3 | 26.2 | 26.9 | 43.0 | 10.9 | 20.5 | 11.4 | 51.8 | 36.1 |
| no..... | 77.1 | 78.9 | 72.4 | 81.6 | 52.3 | 80.6 | 62.7 | 73.8 | 73.1 | 57.0 | 89.1 | 79.5 | 88.6 | 48.2 | 63.9 |
| Have Met or Exceeded Recommended Years of Study in (4) | | | | | | | | | | | | | | | |
| English (4 years)..... | 91.6 | 88.0 | 92.5 | 95.3 | 92.3 | 87.6 | 91.5 | 91.1 | 95.2 | 91.5 | 96.2 | 94.8 | 97.3 | 91.6 | 94.2 |
| mathematics (3 years)..... | 87.7 | 80.2 | 89.4 | 95.7 | 74.9 | 79.8 | 83.8 | 87.4 | 93.4 | 89.0 | 92.7 | 95.1 | 98.0 | 69.8 | 89.6 |
| foreign language (2 years)..... | 61.7 | 48.8 | 63.8 | 76.7 | 30.6 | 49.1 | 46.2 | 59.2 | 72.8 | 60.1 | 76.8 | 72.8 | 90.5 | 21.3 | 56.3 |
| physical science (2 years)..... | 60.9 | 53.6 | 61.0 | 71.1 | 52.7 | 54.6 | 44.2 | 60.3 | 62.5 | 61.0 | 61.3 | 69.4 | 77.0 | 51.7 | 55.4 |
| biological science (2 years)..... | 33.1 | 30.6 | 34.6 | 34.5 | 33.0 | 30.3 | 33.9 | 33.7 | 35.3 | 37.3 | 33.5 | 34.5 | 34.5 | 31.4 | 37.4 |
| history or Am. gov't (1 year).... | 99.0 | 98.5 | 99.1 | 99.4 | 97.9 | 98.5 | 98.6 | 99.1 | 99.2 | 99.2 | 99.0 | 99.3 | 99.6 | 97.7 | 98.3 |
| computer science (1/2 year)..... | 62.1 | 54.3 | 64.1 | 69.9 | 40.8 | 55.4 | 44.1 | 64.1 | 63.7 | 63.3 | 67.3 | 70.0 | 69.4 | 34.7 | 57.6 |
| art or music (1 year)..... | 54.9 | 54.2 | 56.6 | 53.4 | 61.6 | 54.3 | 53.3 | 55.9 | 58.2 | 59.7 | 50.1 | 53.8 | 52.3 | 60.7 | 64.0 |
| Student Rated Self Above Average or Highest 10% in | | | | | | | | | | | | | | | |
| academic ability..... | 57.8 | 38.6 | 62.0 | 78.9 | 40.7 | 39.7 | 29.2 | 61.3 | 63.7 | 61.7 | 62.0 | 76.3 | 88.4 | 36.0 | 54.2 |
| artistic ability..... | 24.5 | 22.1 | 24.6 | 27.9 | 22.0 | 22.2 | 21.1 | 23.8 | 27.9 | 23.3 | 21.8 | 27.2 | 30.2 | 21.3 | 23.9 |
| drive to achieve..... | 62.4 | 52.7 | 66.3 | 70.3 | 69.3 | 52.4 | 54.9 | 65.4 | 69.1 | 65.7 | 66.1 | 67.7 | 80.0 | 67.3 | 74.8 |
| emotional health..... | 65.2 | 60.2 | 68.0 | 68.1 | 72.7 | 59.8 | 64.5 | 67.7 | 68.6 | 68.3 | 67.7 | 67.1 | 71.9 | 71.9 | 74.8 |
| leadership ability..... | 56.2 | 47.8 | 60.4 | 61.9 | 61.7 | 47.0 | 55.1 | 59.8 | 61.0 | 62.6 | 59.1 | 60.0 | 68.6 | 60.7 | 64.4 |
| mathematical ability..... | 46.0 | 34.0 | 46.4 | 62.5 | 29.5 | 35.1 | 23.9 | 47.3 | 46.6 | 42.8 | 45.0 | 60.4 | 70.0 | 25.1 | 42.0 |
| physical health..... | 72.4 | 68.5 | 74.6 | 74.5 | 74.0 | 67.7 | 76.0 | 74.4 | 74.3 | 75.2 | 76.6 | 74.5 | 74.6 | 73.2 | 76.3 |
| popularity..... | 49.2 | 43.3 | 51.9 | 53.3 | 52.3 | 42.5 | 51.1 | 51.7 | 53.2 | 50.6 | 51.9 | 52.7 | 55.4 | 50.0 | 58.6 |
| self-confidence (intell)..... | 62.3 | 52.0 | 65.9 | 71.5 | 72.6 | 51.6 | 54.8 | 65.6 | 67.9 | 64.3 | 65.0 | 69.4 | 79.2 | 70.9 | 77.5 |
| self-confidence (social)..... | 51.6 | 47.5 | 54.3 | 53.4 | 61.9 | 46.9 | 52.2 | 53.8 | 56.2 | 52.9 | 53.6 | 53.0 | 55.0 | 60.1 | 66.9 |
| writing ability..... | 35.6 | 24.1 | 38.8 | 47.1 | 38.0 | 24.0 | 25.7 | 36.7 | 43.6 | 39.1 | 38.3 | 44.1 | 58.0 | 35.5 | 45.2 |
| U.S. Citizen | | | | | | | | | | | | | | | |
| yes..... | 97.4 | 97.0 | 97.9 | 97.4 | 98.9 | 96.9 | 97.4 | 98.4 | 96.8 | 98.0 | 96.5 | 97.9 | 95.5 | 99.5 | 97.3 |
| no..... | 2.6 | 3.0 | 2.1 | 2.6 | 1.1 | 3.1 | 2.6 | 1.6 | 3.2 | 2.0 | 3.5 | 2.1 | 4.5 | 0.5 | 2.7 |

WEIGHTED NATIONAL NORMS FOR ALL MEN

FALL 1985

| Reasons Noted as Very Important | All Insti- tutions | Predomi- nantly Black Colleges | | | | 2-Year Colleges | | 4-Year Colleges | | | | Universities | | Predominantly Black Colleges | |
|---|-----------------------|--------------------------------------|------------------------|-----------------------|---|--------------------|---------|-----------------|---------|-----------------|----------|--------------|---------|---------------------------------|---------|
| | | All 2-Year Colleges | All 4-Year Colleges | All Uni- versities | Predomi- nantly Black Colleges | Public | Private | Public | Private | Prot- estant | Catholic | Public | Private | Public | Private |
| | | | | | | | | | | | | | | | |
| Reasons Noted as Very Important in Deciding to go to College | | | | | | | | | | | | | | | |
| get a better job..... | 83.0 | 86.2 | 81.1 | 81.4 | 90.7 | 86.6 | 82.9 | 83.5 | 77.6 | 77.2 | 81.2 | 82.3 | 78.0 | 91.0 | 90.0 |
| gain general education..... | 55.0 | 52.3 | 56.7 | 56.5 | 74.6 | 51.7 | 57.8 | 54.8 | 61.8 | 55.4 | 57.0 | 54.3 | 64.3 | 75.4 | 72.6 |
| improve reading and study skills | 36.9 | 37.3 | 39.5 | 32.3 | 71.4 | 35.9 | 49.8 | 39.1 | 40.1 | 39.4 | 41.2 | 32.0 | 33.4 | 73.4 | 66.0 |
| nothing better to do..... | 2.6 | 2.7 | 2.7 | 2.5 | 8.3 | 2.7 | 2.9 | 3.0 | 2.6 | 2.0 | 2.0 | 2.5 | 2.4 | 9.2 | 5.7 |
| become a more cultured person... | 26.8 | 22.6 | 30.0 | 28.1 | 53.9 | 21.6 | 30.8 | 27.9 | 34.8 | 29.0 | 31.8 | 26.0 | 35.7 | 53.8 | 54.0 |
| make more money..... | 73.6 | 77.4 | 71.1 | 72.2 | 86.8 | 77.5 | 76.5 | 73.7 | 63.7 | 64.3 | 70.7 | 74.5 | 63.9 | 87.4 | 85.2 |
| learn more about things..... | 68.8 | 68.5 | 68.5 | 69.8 | 79.2 | 68.7 | 67.2 | 67.6 | 71.6 | 67.4 | 67.2 | 68.7 | 73.5 | 79.1 | 79.6 |
| prepare for graduate school..... | 43.9 | 41.2 | 43.6 | 48.0 | 70.0 | 39.7 | 55.0 | 40.5 | 48.8 | 45.5 | 47.7 | 45.1 | 58.2 | 68.8 | 73.3 |
| parents wanted me to go..... | 16.2 | 14.8 | 17.3 | 16.5 | 33.8 | 14.1 | 21.7 | 16.4 | 18.9 | 18.2 | 17.4 | 16.3 | 17.1 | 34.0 | 33.3 |
| could not find a job..... | 3.8 | 5.1 | 3.7 | 2.2 | 13.6 | 5.1 | 5.1 | 4.5 | 2.7 | 2.6 | 2.4 | 2.3 | 1.5 | 16.8 | 4.7 |
| get away from home..... | 9.3 | 7.4 | 9.8 | 11.2 | 16.4 | 7.0 | 11.1 | 9.2 | 10.3 | 11.1 | 9.7 | 11.4 | 10.7 | 16.2 | 16.9 |
| Reasons Noted as Very Important in Selecting this College | | | | | | | | | | | | | | | |
| relatives wanted me to come here | 5.3 | 4.8 | 6.3 | 4.6 | 14.4 | 4.6 | 6.6 | 5.9 | 7.2 | 6.4 | 6.1 | 4.4 | 5.4 | 14.9 | 13.0 |
| teacher advised me..... | 4.2 | 4.6 | 4.7 | 2.9 | 12.8 | 4.5 | 6.0 | 4.7 | 5.6 | 3.8 | 3.7 | 2.5 | 4.1 | 14.6 | 8.1 |
| has a good academic reputation.. | 52.3 | 43.4 | 53.4 | 63.3 | 52.7 | 43.1 | 45.5 | 47.9 | 63.1 | 54.6 | 61.5 | 58.5 | 80.5 | 45.7 | 71.7 |
| has a good social reputation.... | 22.3 | 17.0 | 21.6 | 31.0 | 32.2 | 16.5 | 21.7 | 19.9 | 23.9 | 22.9 | 24.4 | 32.7 | 24.8 | 31.2 | 35.1 |
| offered financial assistance.... | 18.6 | 12.6 | 26.6 | 15.1 | 47.7 | 11.2 | 25.3 | 23.1 | 28.7 | 34.8 | 32.1 | 11.6 | 27.4 | 52.5 | 34.8 |
| offers special educ programs.... | 18.9 | 20.9 | 19.3 | 15.4 | 34.5 | 20.8 | 21.9 | 19.1 | 21.4 | 15.4 | 18.0 | 14.7 | 17.8 | 35.1 | 32.9 |
| has low tuition..... | 20.1 | 23.1 | 19.3 | 17.2 | 23.8 | 24.9 | 6.8 | 28.6 | 9.2 | 4.6 | 6.1 | 21.4 | 2.1 | 27.6 | 13.6 |
| advice of guidance counselor.... | 7.6 | 9.7 | 7.2 | 5.0 | 13.4 | 9.4 | 12.6 | 7.4 | 7.8 | 5.1 | 7.4 | 4.7 | 6.1 | 14.8 | 9.6 |
| wanted to live near home..... | 14.3 | 17.5 | 13.9 | 10.6 | 19.3 | 18.0 | 12.3 | 16.9 | 9.5 | 9.2 | 13.8 | 11.6 | 7.3 | 23.0 | 9.4 |
| friend suggested attending..... | 6.9 | 7.0 | 7.7 | 5.6 | 10.8 | 6.6 | 10.4 | 7.2 | 8.1 | 9.3 | 7.1 | 5.7 | 5.2 | 11.5 | 9.0 |
| college rep recruited me..... | 4.0 | 3.1 | 6.1 | 2.1 | 19.4 | 2.5 | 8.3 | 5.2 | 5.6 | 9.7 | 7.9 | 1.6 | 3.8 | 23.3 | 9.2 |
| athletic department recruited me | 6.8 | 5.0 | 10.4 | 3.9 | 14.5 | 3.9 | 15.1 | 8.7 | 9.4 | 17.9 | 14.8 | 3.5 | 5.0 | 16.2 | 10.0 |
| graduates go to top grad schools | 24.3 | 20.9 | 24.5 | 28.6 | 35.4 | 19.8 | 31.3 | 20.1 | 32.6 | 25.8 | 29.3 | 23.6 | 45.9 | 30.1 | 49.4 |
| graduates get good jobs..... | 45.0 | 42.0 | 45.0 | 49.3 | 55.1 | 42.9 | 33.9 | 42.8 | 50.3 | 41.7 | 51.0 | 46.1 | 60.5 | 51.7 | 64.0 |
| not offered aid by first choice. | 4.0 | 2.9 | 4.8 | 4.2 | 10.9 | 2.8 | 4.1 | 5.2 | 4.2 | 4.3 | 4.5 | 4.4 | 3.3 | 12.7 | 6.1 |
| Number of Other Colleges Applied to for Admission this Year | | | | | | | | | | | | | | | |
| none..... | 33.4 | 43.6 | 27.3 | 28.2 | 26.5 | 45.2 | 28.7 | 30.1 | 23.3 | 26.0 | 19.8 | 32.8 | 11.5 | 30.2 | 17.1 |
| one..... | 18.9 | 21.0 | 18.1 | 17.3 | 21.8 | 21.0 | 21.1 | 19.6 | 15.4 | 17.3 | 16.5 | 18.6 | 12.5 | 24.6 | 14.5 |
| two..... | 16.7 | 15.1 | 18.0 | 16.9 | 20.5 | 14.6 | 19.7 | 18.6 | 16.0 | 17.7 | 20.5 | 17.0 | 16.3 | 20.7 | 20.1 |
| three..... | 14.6 | 11.9 | 16.6 | 15.5 | 17.6 | 11.2 | 17.8 | 15.9 | 16.6 | 17.7 | 21.0 | 14.9 | 17.5 | 15.1 | 24.1 |
| four..... | 7.5 | 4.8 | 9.1 | 8.8 | 6.4 | 4.6 | 6.3 | 7.8 | 10.8 | 10.4 | 11.0 | 7.3 | 14.2 | 4.5 | 11.4 |
| five..... | 4.3 | 2.1 | 5.3 | 6.0 | 2.2 | 1.9 | 3.7 | 4.1 | 7.8 | 5.5 | 5.8 | 4.5 | 11.5 | 0.6 | 6.5 |
| six or more..... | 4.7 | 1.5 | 5.8 | 7.4 | 5.0 | 1.4 | 2.8 | 4.0 | 10.1 | 5.4 | 5.2 | 4.9 | 16.5 | 4.5 | 6.3 |
| Number of Other College Acceptances this Year (5) | | | | | | | | | | | | | | | |
| none..... | 18.8 | 30.8 | 13.9 | 12.2 | 23.7 | 31.8 | 23.9 | 15.8 | 12.2 | 11.0 | 11.2 | 14.4 | 5.8 | 29.0 | 11.1 |
| one..... | 28.2 | 31.2 | 26.9 | 26.6 | 23.6 | 30.9 | 33.8 | 28.5 | 23.9 | 26.7 | 25.7 | 28.6 | 21.0 | 24.8 | 20.5 |
| two..... | 23.6 | 20.8 | 25.0 | 24.8 | 25.0 | 20.7 | 22.0 | 25.2 | 24.0 | 25.5 | 27.0 | 25.0 | 24.4 | 24.1 | 27.0 |
| three..... | 16.4 | 11.4 | 18.6 | 19.0 | 18.0 | 11.3 | 12.5 | 17.5 | 19.7 | 20.4 | 20.5 | 18.0 | 21.8 | 15.9 | 23.1 |
| four..... | 7.1 | 3.6 | 8.5 | 8.9 | 5.0 | 3.4 | 5.0 | 7.4 | 10.5 | 9.3 | 8.5 | 7.6 | 12.8 | 2.8 | 10.2 |
| five..... | 2.9 | 1.2 | 3.4 | 4.1 | 2.1 | 1.1 | 1.8 | 2.7 | 4.8 | 3.6 | 4.0 | 3.3 | 6.6 | 1.4 | 3.8 |
| six or more..... | 2.9 | 0.8 | 3.6 | 4.3 | 2.7 | 0.8 | 1.1 | 3.0 | 5.0 | 3.4 | 3.2 | 3.2 | 7.6 | 2.1 | 4.2 |

WEIGHTED NATIONAL NORMS FOR ALL MEN

FALL 1985

| Probable Major Field of Study | All Insti- tutions | All 2-Year Colleges | All 4-Year Colleges | All Uni- versities | Predomi- nantly Black Colleges | 2-Year Colleges | | 4-Year Colleges | | | | Universities | | Predominantly Black Colleges | |
|-----------------------------------|-----------------------|---------------------------|---------------------------|-----------------------|---|--------------------|---------|-----------------|----------|-----------------|--------|--------------|--------|---------------------------------|----------|
| | | | | | | Public | Private | Public | Private | | Public | Private | Public | Private | |
| | | | | | | | | | Nonsect. | Prot- estant | | | | | Catholic |
| ARTS and HUMANITIES | | | | | | | | | | | | | | | |
| art, fine and applied..... | 1.5 | 1.2 | 2.2 | 1.1 | 2.0 | 0.9 | 4.1 | 1.5 | 4.4 | 1.2 | 0.8 | 1.1 | 0.8 | 2.5 | 0.8 |
| English (language & literature). | 0.7 | 0.3 | 0.9 | 0.9 | 0.3 | 0.2 | 0.4 | 0.5 | 1.6 | 1.2 | 0.3 | 0.3 | 1.4 | 0.0 | 0.9 |
| history..... | 0.9 | 0.3 | 1.4 | 1.0 | 0.0 | 0.2 | 1.0 | 1.1 | 2.0 | 1.7 | 1.1 | 0.3 | 1.6 | 0.0 | 0.1 |
| journalism..... | 1.1 | 0.7 | 1.1 | 1.9 | 0.2 | 0.6 | 1.3 | 1.0 | 1.4 | 0.8 | 1.2 | 1.9 | 1.8 | 0.0 | 0.6 |
| language (except English)..... | 0.2 | 0.0 | 0.2 | 0.3 | 0.0 | 0.0 | 0.1 | 0.2 | 0.4 | 0.3 | 0.3 | 0.3 | 0.4 | 0.0 | 0.0 |
| music..... | 1.1 | 0.7 | 1.5 | 1.0 | 2.4 | 0.6 | 1.7 | 1.6 | 1.2 | 2.1 | 0.6 | 0.9 | 1.4 | 3.1 | 0.7 |
| philosophy..... | 0.2 | 0.1 | 0.3 | 0.2 | 0.0 | 0.1 | 0.1 | 0.2 | 0.4 | 0.4 | 0.5 | 0.2 | 0.5 | 0.0 | 0.0 |
| speech..... | 0.1 | 0.0 | 0.1 | 0.1 | 0.0 | 0.0 | 0.0 | 0.1 | 0.2 | 0.2 | 0.0 | 0.1 | 0.1 | 0.0 | 0.1 |
| theater or drama..... | 0.5 | 0.3 | 0.6 | 0.5 | 0.5 | 0.2 | 0.4 | 0.5 | 0.9 | 0.7 | 0.5 | 0.4 | 0.9 | 0.6 | 0.2 |
| theology or religion..... | 0.3 | 0.2 | 0.6 | 0.1 | 0.1 | 0.1 | 1.1 | 0.0 | 0.8 | 2.9 | 0.4 | 0.1 | 0.2 | 0.0 | 0.4 |
| other arts and humanities..... | 0.5 | 0.4 | 0.5 | 0.5 | 0.9 | 0.4 | 0.7 | 0.6 | 0.5 | 0.4 | 0.7 | 0.5 | 0.6 | 1.2 | 0.1 |
| BIOLOGICAL SCIENCE | | | | | | | | | | | | | | | |
| biology (general)..... | 1.7 | 0.8 | 2.0 | 2.5 | 1.3 | 0.8 | 1.0 | 1.5 | 2.4 | 2.9 | 2.7 | 2.2 | 3.5 | 0.0 | 4.3 |
| biochemistry or biophysics..... | 0.5 | 0.3 | 0.5 | 1.0 | 0.2 | 0.3 | 0.3 | 0.3 | 0.9 | 0.6 | 0.5 | 0.9 | 1.3 | 0.0 | 0.8 |
| botany..... | 0.0 | 0.0 | 0.0 | 0.0 | 0.0 | 0.0 | 0.1 | 0.0 | 0.0 | 0.0 | 0.0 | 0.0 | 0.0 | 0.0 | 0.0 |
| marine (life) science..... | 0.3 | 0.2 | 0.4 | 0.4 | 0.0 | 0.2 | 0.3 | 0.4 | 0.4 | 0.4 | 0.4 | 0.4 | 0.3 | 0.0 | 0.0 |
| microbiology or bacteriology..... | 0.2 | 0.1 | 0.1 | 0.3 | 0.0 | 0.1 | 0.1 | 0.2 | 0.2 | 0.1 | 0.1 | 0.3 | 0.3 | 0.0 | 0.1 |
| zoology..... | 0.3 | 0.2 | 0.3 | 0.4 | 0.1 | 0.2 | 0.3 | 0.3 | 0.2 | 0.2 | 0.1 | 0.5 | 0.1 | 0.0 | 0.2 |
| other biological science..... | 0.4 | 0.4 | 0.3 | 0.4 | 0.5 | 0.4 | 0.7 | 0.3 | 0.4 | 0.3 | 0.3 | 0.5 | 0.4 | 0.6 | 0.1 |
| BUSINESS | | | | | | | | | | | | | | | |
| accounting..... | 5.7 | 4.8 | 7.0 | 5.1 | 6.3 | 4.3 | 4.7 | 6.9 | 6.7 | 5.9 | 11.3 | 5.3 | 4.4 | 6.1 | 6.7 |
| business admin. (general)..... | 8.2 | 8.4 | 8.5 | 7.3 | 11.9 | 7.7 | 14.5 | 7.1 | 9.2 | 11.2 | 12.1 | 7.7 | 6.2 | 12.3 | 11.0 |
| finance..... | 2.1 | 1.1 | 2.4 | 3.2 | 1.9 | 1.1 | 1.1 | 2.0 | 3.1 | 1.9 | 3.6 | 2.9 | 4.3 | 1.2 | 3.4 |
| marketing..... | 2.4 | 1.5 | 2.9 | 2.9 | 2.7 | 1.4 | 2.1 | 2.6 | 3.3 | 3.0 | 4.1 | 3.1 | 2.2 | 2.5 | 3.1 |
| management..... | 6.2 | 6.0 | 7.5 | 4.4 | 7.0 | 5.9 | 6.6 | 7.3 | 7.9 | 7.2 | 7.9 | 4.6 | 3.7 | 8.0 | 4.8 |
| secretarial studies..... | 0.0 | 0.1 | 0.0 | 0.0 | 0.0 | 0.1 | 0.0 | 0.0 | 0.0 | 0.0 | 0.0 | 0.0 | 0.0 | 0.0 | 0.0 |
| other business..... | 1.1 | 1.3 | 1.0 | 1.2 | 0.1 | 1.3 | 1.6 | 0.6 | 1.4 | 1.5 | 1.2 | 1.2 | 1.3 | 0.0 | 0.4 |
| EDUCATION | | | | | | | | | | | | | | | |
| business education..... | 0.3 | 0.3 | 0.3 | 0.1 | 0.5 | 0.2 | 0.8 | 0.3 | 0.4 | 0.3 | 0.2 | 0.2 | 0.1 | 0.6 | 0.3 |
| elementary education..... | 0.4 | 0.3 | 0.6 | 0.1 | 0.1 | 0.2 | 0.5 | 0.6 | 0.4 | 0.8 | 0.2 | 0.2 | 0.0 | 0.0 | 0.2 |
| music or art education..... | 0.2 | 0.1 | 0.3 | 0.2 | 0.4 | 0.1 | 0.2 | 0.4 | 0.2 | 0.5 | 0.1 | 0.2 | 0.1 | 0.6 | 0.0 |
| physical education or recreation | 1.4 | 1.8 | 1.7 | 0.4 | 1.8 | 1.1 | 7.3 | 2.0 | 0.9 | 2.9 | 0.9 | 0.5 | 0.1 | 1.8 | 1.6 |
| secondary education..... | 0.8 | 0.7 | 1.2 | 0.5 | 0.2 | 0.6 | 1.1 | 1.4 | 0.7 | 1.8 | 1.0 | 0.6 | 0.2 | 0.0 | 0.6 |
| special education..... | 0.1 | 0.1 | 0.1 | 0.0 | 0.0 | 0.1 | 0.3 | 0.0 | 0.1 | 0.1 | 0.2 | 0.0 | 0.0 | 0.0 | 0.0 |
| other education..... | 0.1 | 0.1 | 0.1 | 0.1 | 0.0 | 0.1 | 0.0 | 0.1 | 0.0 | 0.2 | 0.0 | 0.1 | 0.0 | 0.0 | 0.0 |
| ENGINEERING | | | | | | | | | | | | | | | |
| aeronautical or astronautical... | 2.4 | 2.1 | 2.3 | 3.1 | 1.0 | 2.2 | 1.5 | 3.4 | 1.1 | 0.7 | 0.9 | 3.5 | 2.0 | 0.0 | 3.3 |
| civil..... | 1.6 | 1.7 | 1.3 | 2.0 | 0.4 | 1.8 | 0.7 | 1.8 | 0.6 | 0.6 | 1.0 | 2.0 | 1.7 | 0.0 | 1.2 |
| chemical..... | 1.0 | 0.7 | 0.6 | 1.9 | 0.8 | 0.7 | 0.4 | 0.7 | 0.5 | 0.5 | 0.7 | 2.0 | 1.7 | 0.6 | 1.1 |
| electrical or electronic..... | 7.4 | 8.4 | 5.1 | 9.6 | 6.7 | 9.0 | 2.5 | 6.4 | 4.3 | 1.9 | 4.3 | 9.5 | 9.9 | 5.5 | 9.5 |
| industrial..... | 0.6 | 0.6 | 0.5 | 0.6 | 1.0 | 0.6 | 0.3 | 0.7 | 0.3 | 0.2 | 0.3 | 0.7 | 0.5 | 1.2 | 0.3 |
| mechanical..... | 4.0 | 4.3 | 3.1 | 4.7 | 2.5 | 4.6 | 1.7 | 4.0 | 2.2 | 1.6 | 1.9 | 4.9 | 4.2 | 2.5 | 2.6 |
| other engineering..... | 2.3 | 2.9 | 1.5 | 2.6 | 1.3 | 3.0 | 1.3 | 2.0 | 1.2 | 0.6 | 0.8 | 2.6 | 2.5 | 0.6 | 2.9 |

WEIGHTED NATIONAL NORMS FOR ALL MEN

FALL 1985

| Major Field of Study (continued) | All Institutions | All 2-Year Colleges | All 4-Year Colleges | All Universities | Predominantly Black Colleges | 2-Year Colleges | | 4-Year Colleges | | | | Universities | | Predominantly Black Colleges | |
|----------------------------------|------------------|---------------------|---------------------|------------------|------------------------------|-----------------|---------|-----------------|---------|------------|----------|--------------|---------|------------------------------|---------|
| | | | | | | Public | Private | Public | Private | Protestant | Catholic | Public | Private | Public | Private |
| | | | | | | | | | | | | | | | |
| PHYSICAL SCIENCE | | | | | | | | | | | | | | | |
| astronomy..... | 0.1 | 0.1 | 0.1 | 0.2 | 0.0 | 0.1 | 0.1 | 0.1 | 0.2 | 0.1 | 0.1 | 0.2 | 0.3 | 0.0 | 0.1 |
| atmospheric science..... | 0.1 | 0.2 | 0.1 | 0.1 | 0.0 | 0.2 | 0.0 | 0.1 | 0.0 | 0.1 | 0.0 | 0.1 | 0.0 | 0.0 | 0.0 |
| chemistry..... | 0.9 | 0.5 | 1.1 | 1.4 | 0.3 | 0.5 | 0.3 | 0.9 | 1.2 | 1.4 | 1.3 | 1.3 | 1.8 | 0.0 | 0.9 |
| earth science..... | 0.2 | 0.3 | 0.2 | 0.1 | 0.0 | 0.3 | 0.1 | 0.2 | 0.3 | 0.2 | 0.1 | 0.1 | 0.1 | 0.0 | 0.0 |
| marine science..... | 0.2 | 0.1 | 0.2 | 0.2 | 0.0 | 0.2 | 0.1 | 0.2 | 0.2 | 0.2 | 0.3 | 0.2 | 0.1 | 0.0 | 0.0 |
| mathematics..... | 0.8 | 0.3 | 1.1 | 1.0 | 1.0 | 0.3 | 0.4 | 1.0 | 1.2 | 1.1 | 0.9 | 0.9 | 1.3 | 1.2 | 0.3 |
| physics..... | 0.7 | 0.2 | 0.9 | 1.3 | 1.0 | 0.2 | 0.0 | 0.9 | 1.0 | 0.7 | 0.6 | 1.0 | 2.3 | 1.2 | 0.3 |
| statistics..... | 0.0 | 0.0 | 0.0 | 0.1 | 0.0 | 0.1 | 0.0 | 0.1 | 0.0 | 0.1 | 0.0 | 0.1 | 0.0 | 0.0 | 0.0 |
| other physical science..... | 0.1 | 0.1 | 0.2 | 0.1 | 0.0 | 0.1 | 0.2 | 0.2 | 0.1 | 0.1 | 0.1 | 0.2 | 0.1 | 0.0 | 0.1 |
| PROFESSIONAL | | | | | | | | | | | | | | | |
| architecture or urban planning.. | 1.5 | 1.9 | 0.7 | 2.1 | 0.3 | 2.0 | 0.9 | 0.6 | 0.8 | 0.8 | 0.3 | 2.3 | 1.3 | 0.0 | 0.9 |
| home economics..... | 0.0 | 0.0 | 0.0 | 0.0 | 0.0 | 0.0 | 0.0 | 0.0 | 0.0 | 0.0 | 0.0 | 0.0 | 0.0 | 0.0 | 0.0 |
| health technology..... | 0.7 | 0.8 | 0.7 | 0.7 | 1.0 | 0.8 | 0.8 | 0.7 | 0.5 | 0.6 | 0.6 | 0.7 | 0.7 | 1.2 | 0.3 |
| library or archival science..... | 0.0 | 0.0 | 0.0 | 0.0 | 0.0 | 0.0 | 0.0 | 0.0 | 0.0 | 0.0 | 0.0 | 0.0 | 0.0 | 0.0 | 0.0 |
| nursing..... | 0.1 | 0.2 | 0.1 | 0.0 | 0.0 | 0.2 | 0.2 | 0.1 | 0.1 | 0.2 | 0.2 | 0.0 | 0.0 | 0.0 | 0.1 |
| pharmacy..... | 0.5 | 0.4 | 0.4 | 0.7 | 0.3 | 0.4 | 0.3 | 0.4 | 0.6 | 0.3 | 0.4 | 0.8 | 0.4 | 0.0 | 1.1 |
| preudent, premed, prevet..... | 3.1 | 1.3 | 3.3 | 5.3 | 2.4 | 1.4 | 1.2 | 2.5 | 3.5 | 5.2 | 5.3 | 4.6 | 7.6 | 1.8 | 3.8 |
| therapy (phys,occupat,etc)..... | 0.7 | 0.8 | 0.8 | 0.6 | 0.1 | 0.7 | 1.1 | 0.8 | 0.6 | 1.0 | 0.9 | 0.7 | 0.1 | 0.0 | 0.3 |
| other professional..... | 1.1 | 1.3 | 1.0 | 1.0 | 0.7 | 1.2 | 2.3 | 0.7 | 1.3 | 1.6 | 1.5 | 1.0 | 0.9 | 0.6 | 0.9 |
| SOCIAL SCIENCE | | | | | | | | | | | | | | | |
| anthropology..... | 0.1 | 0.1 | 0.1 | 0.1 | 0.0 | 0.1 | 0.0 | 0.1 | 0.1 | 0.0 | 0.0 | 0.1 | 0.1 | 0.0 | 0.0 |
| economics..... | 0.5 | 0.1 | 0.7 | 0.9 | 0.1 | 0.1 | 0.0 | 0.4 | 1.3 | 0.8 | 0.6 | 0.6 | 2.0 | 0.0 | 0.3 |
| ethnic studies..... | 0.0 | 0.0 | 0.0 | 0.0 | 0.0 | 0.0 | 0.0 | 0.0 | 0.0 | 0.0 | 0.0 | 0.0 | 0.0 | 0.0 | 0.0 |
| geography..... | 0.1 | 0.0 | 0.1 | 0.1 | 0.0 | 0.1 | 0.0 | 0.1 | 0.0 | 0.0 | 0.0 | 0.1 | 0.0 | 0.0 | 0.0 |
| political science..... | 2.5 | 0.9 | 3.4 | 3.6 | 3.1 | 0.8 | 1.6 | 2.7 | 4.6 | 4.1 | 3.1 | 2.7 | 6.5 | 1.8 | 6.0 |
| psychology..... | 1.5 | 1.0 | 2.0 | 1.6 | 1.0 | 0.9 | 2.0 | 1.7 | 2.2 | 2.3 | 2.9 | 1.5 | 1.7 | 0.6 | 1.9 |
| social work..... | 0.2 | 0.3 | 0.3 | 0.1 | 0.5 | 0.3 | 0.2 | 0.2 | 0.3 | 0.4 | 0.3 | 0.1 | 0.1 | 0.6 | 0.2 |
| sociology..... | 0.2 | 0.1 | 0.4 | 0.1 | 0.1 | 0.1 | 0.2 | 0.2 | 0.7 | 0.4 | 0.3 | 0.1 | 0.1 | 0.0 | 0.2 |
| women's studies..... | 0.0 | 0.0 | 0.0 | 0.0 | 0.0 | 0.0 | 0.0 | 0.0 | 0.0 | 0.0 | 0.0 | 0.0 | 0.0 | 0.0 | 0.0 |
| other social science..... | 0.1 | 0.1 | 0.1 | 0.1 | 0.1 | 0.1 | 0.1 | 0.2 | 0.1 | 0.1 | 0.1 | 0.1 | 0.1 | 0.0 | 0.2 |
| TECHNICAL | | | | | | | | | | | | | | | |
| building trades..... | 0.9 | 2.4 | 0.2 | 0.0 | 0.5 | 2.6 | 0.3 | 0.2 | 0.2 | 0.1 | 0.1 | 0.1 | 0.0 | 0.6 | 0.2 |
| data processing or programming.. | 2.6 | 2.9 | 2.7 | 1.8 | 4.4 | 3.0 | 2.0 | 3.2 | 2.0 | 2.9 | 1.6 | 1.9 | 1.2 | 4.9 | 3.2 |
| drafting or design..... | 0.9 | 1.7 | 0.6 | 0.1 | 0.5 | 1.9 | 0.3 | 0.9 | 0.3 | 0.2 | 0.2 | 0.1 | 0.1 | 0.6 | 0.2 |
| electronics..... | 1.1 | 2.4 | 0.4 | 0.2 | 0.5 | 2.7 | 0.4 | 0.6 | 0.2 | 0.1 | 0.0 | 0.2 | 0.1 | 0.6 | 0.2 |
| mechanics..... | 0.9 | 2.4 | 0.2 | 0.1 | 0.9 | 2.6 | 0.2 | 0.3 | 0.1 | 0.0 | 0.0 | 0.1 | 0.1 | 1.2 | 0.1 |
| other technical..... | 1.1 | 2.9 | 0.2 | 0.1 | 0.0 | 3.2 | 0.8 | 0.2 | 0.1 | 0.1 | 0.1 | 0.1 | 0.0 | 0.0 | 0.0 |
| OTHER FIELDS | | | | | | | | | | | | | | | |
| agriculture..... | 2.1 | 3.5 | 1.1 | 1.8 | 3.6 | 3.7 | 1.7 | 1.7 | 0.7 | 0.2 | 0.0 | 2.3 | 0.0 | 4.9 | 0.4 |
| communications (radio,TV)..... | 2.4 | 2.0 | 2.9 | 2.0 | 4.0 | 2.0 | 2.1 | 2.8 | 2.8 | 3.2 | 3.2 | 2.0 | 2.0 | 4.3 | 3.4 |
| computer science..... | 3.1 | 2.8 | 3.8 | 2.6 | 9.4 | 2.8 | 2.5 | 4.8 | 2.4 | 2.5 | 2.9 | 2.7 | 2.1 | 10.4 | 7.0 |
| forestry..... | 1.1 | 2.5 | 0.2 | 0.4 | 0.0 | 2.4 | 3.0 | 0.3 | 0.2 | 0.3 | 0.1 | 0.5 | 0.0 | 0.0 | 0.1 |
| law enforcement..... | 2.4 | 4.2 | 1.8 | 0.7 | 5.3 | 4.4 | 2.7 | 2.2 | 1.0 | 1.2 | 2.1 | 0.8 | 0.3 | 6.7 | 1.8 |
| military science..... | 0.3 | 0.1 | 0.5 | 0.2 | 1.8 | 0.1 | 0.3 | 0.7 | 0.1 | 0.2 | 0.1 | 0.2 | 0.1 | 2.5 | 0.3 |
| other field..... | 1.3 | 2.5 | 0.7 | 0.6 | 0.1 | 2.5 | 2.6 | 0.5 | 0.8 | 1.3 | 0.6 | 0.7 | 0.3 | 0.0 | 0.3 |
| undecided..... | 4.7 | 3.2 | 5.7 | 5.3 | 2.5 | 2.9 | 6.3 | 5.8 | 5.4 | 5.9 | 5.2 | 5.4 | 5.2 | 2.5 | 2.4 |

WEIGHTED NATIONAL NORMS FOR ALL MEN

FALL 1985

| Probable Career Occupation | All Insti- tutions | All 2-Year Colleges | All 4-Year Colleges | All Uni- versities | Predomi- nantly Black Colleges | 2-Year Colleges | | 4-Year Colleges | | | | Universities | | Predominantly Black Colleges | | |
|----------------------------------|-----------------------|---------------------------|---------------------------|-----------------------|---|--------------------|---------|-----------------|----------|-----------------|--------|--------------|--------|---------------------------------|--------|---------|
| | | | | | | Public | Private | Public | Private | | Public | Private | Public | Private | Public | Private |
| | | | | | | | | | Nonsect. | Prot- estant | | | | | | |
| accountant or actuary..... | 5.5 | 4.7 | 6.9 | 4.7 | 5.3 | 4.6 | 4.9 | 7.0 | 6.6 | 5.6 | 10.1 | 4.9 | 3.8 | 4.9 | 6.2 | |
| actor or entertainer..... | 0.9 | 0.6 | 1.1 | 0.8 | 1.4 | 0.6 | 1.0 | 1.0 | 1.5 | 1.1 | 1.0 | 0.7 | 1.2 | 1.4 | 1.3 | |
| architect or urban planner..... | 2.3 | 3.4 | 1.2 | 2.5 | 1.1 | 3.6 | 1.5 | 1.3 | 1.3 | 0.9 | 0.7 | 2.8 | 1.4 | 0.7 | 2.0 | |
| artist..... | 1.4 | 1.0 | 2.1 | 0.9 | 2.8 | 0.7 | 3.2 | 1.6 | 4.2 | 1.0 | 0.7 | 1.0 | 0.7 | 3.5 | 1.1 | |
| business (clerical)..... | 0.4 | 0.4 | 0.4 | 0.2 | 1.6 | 0.4 | 0.7 | 0.5 | 0.3 | 0.4 | 0.3 | 0.2 | 0.2 | 2.1 | 0.6 | |
| business executive..... | 13.6 | 11.7 | 15.5 | 13.6 | 18.9 | 11.1 | 16.5 | 14.0 | 17.3 | 16.7 | 19.8 | 13.5 | 13.7 | 19.6 | 17.2 | |
| business owner or proprietor.... | 4.7 | 5.5 | 4.3 | 4.2 | 3.4 | 5.3 | 7.1 | 3.5 | 5.2 | 5.3 | 5.6 | 4.2 | 4.1 | 2.8 | 4.9 | |
| business salesperson or buyer... | 1.4 | 1.6 | 1.3 | 1.1 | 0.8 | 1.5 | 2.0 | 1.3 | 1.2 | 1.5 | 2.0 | 1.3 | 0.6 | 0.7 | 1.0 | |
| clergyman (minister,priest)..... | 0.4 | 0.2 | 0.8 | 0.2 | 0.1 | 0.1 | 1.7 | 0.1 | 0.9 | 3.1 | 1.4 | 0.1 | 0.3 | 0.0 | 0.3 | |
| clergy (other religious)..... | 0.1 | 0.0 | 0.3 | 0.1 | 0.0 | 0.0 | 0.1 | 0.0 | 0.3 | 1.2 | 0.2 | 0.1 | 0.1 | 0.0 | 0.1 | |
| clinical psychologist..... | 0.5 | 0.3 | 0.7 | 0.5 | 0.2 | 0.3 | 0.6 | 0.5 | 0.9 | 1.0 | 0.7 | 0.5 | 0.6 | 0.0 | 0.6 | |
| college teacher..... | 0.3 | 0.2 | 0.4 | 0.3 | 0.1 | 0.2 | 0.3 | 0.3 | 0.6 | 0.6 | 0.5 | 0.3 | 0.6 | 0.0 | 0.4 | |
| computer programmer or analyst.. | 5.7 | 6.2 | 6.2 | 4.3 | 11.6 | 6.5 | 3.5 | 7.3 | 4.6 | 5.3 | 4.4 | 4.6 | 3.2 | 12.6 | 9.5 | |
| conservationist or forester..... | 1.3 | 2.7 | 0.5 | 0.5 | 0.0 | 2.8 | 1.3 | 0.6 | 0.4 | 0.5 | 0.2 | 0.6 | 0.0 | 0.0 | 0.0 | |
| dentist (incl orthodontist)..... | 0.7 | 0.3 | 0.8 | 1.1 | 0.9 | 0.3 | 0.4 | 0.7 | 0.7 | 0.8 | 1.2 | 1.0 | 1.3 | 0.7 | 1.3 | |
| dietitian or home economist..... | 0.1 | 0.0 | 0.1 | 0.1 | 1.0 | 0.0 | 0.0 | 0.2 | 0.0 | 0.0 | 0.0 | 0.1 | 0.0 | 1.4 | 0.1 | |
| engineer..... | 17.7 | 19.3 | 12.7 | 23.0 | 13.5 | 20.6 | 7.9 | 16.0 | 9.8 | 5.9 | 9.5 | 24.1 | 19.4 | 10.5 | 20.3 | |
| farmer or rancher..... | 1.2 | 1.9 | 0.7 | 0.9 | 1.0 | 2.0 | 0.8 | 1.0 | 0.5 | 0.3 | 0.2 | 1.2 | 0.1 | 1.4 | 0.1 | |
| foreign service worker..... | 0.6 | 0.2 | 0.8 | 1.0 | 0.6 | 0.1 | 0.3 | 0.6 | 1.2 | 1.1 | 0.6 | 0.7 | 2.0 | 0.7 | 0.3 | |
| homemaker (full-time)..... | 0.1 | 0.1 | 0.0 | 0.0 | 0.0 | 0.1 | 0.2 | 0.0 | 0.0 | 0.0 | 0.0 | 0.0 | 0.1 | 0.0 | 0.0 | |
| interior decorator..... | 0.1 | 0.1 | 0.1 | 0.0 | 0.0 | 0.1 | 0.3 | 0.1 | 0.2 | 0.1 | 0.1 | 0.0 | 0.0 | 0.0 | 0.1 | |
| interpreter (translator)..... | 0.1 | 0.0 | 0.1 | 0.1 | 0.0 | 0.0 | 0.0 | 0.1 | 0.1 | 0.1 | 0.1 | 0.1 | 0.1 | 0.0 | 0.0 | |
| lab technician or hygienist..... | 0.4 | 0.8 | 0.3 | 0.2 | 0.2 | 0.8 | 0.6 | 0.3 | 0.2 | 0.4 | 0.2 | 0.2 | 0.1 | 0.0 | 0.5 | |
| law enforcement officer..... | 2.0 | 3.4 | 1.6 | 0.7 | 2.9 | 3.6 | 1.9 | 1.9 | 1.3 | 1.3 | 1.8 | 0.8 | 0.3 | 3.5 | 1.5 | |
| lawyer (attorney) or judge..... | 4.1 | 1.9 | 4.8 | 6.0 | 6.0 | 1.6 | 4.4 | 3.4 | 7.2 | 5.7 | 6.1 | 5.2 | 8.9 | 4.9 | 8.6 | |
| military service (career)..... | 2.0 | 1.1 | 3.5 | 1.1 | 4.9 | 1.0 | 2.0 | 5.8 | 0.5 | 0.7 | 0.9 | 1.1 | 0.9 | 6.3 | 1.7 | |
| musician (performer,composer)... | 1.5 | 1.2 | 1.8 | 1.2 | 3.1 | 1.1 | 2.5 | 2.1 | 1.5 | 1.8 | 0.8 | 1.2 | 1.5 | 4.2 | 0.7 | |
| nurse..... | 0.1 | 0.2 | 0.1 | 0.1 | 0.0 | 0.2 | 0.1 | 0.1 | 0.1 | 0.2 | 0.2 | 0.1 | 0.0 | 0.0 | 0.0 | |
| optometrist..... | 0.3 | 0.1 | 0.3 | 0.3 | 0.5 | 0.1 | 0.3 | 0.4 | 0.2 | 0.3 | 0.5 | 0.4 | 0.2 | 0.7 | 0.1 | |
| pharmacist..... | 0.5 | 0.4 | 0.5 | 0.8 | 0.3 | 0.4 | 0.3 | 0.5 | 0.7 | 0.3 | 0.5 | 0.9 | 0.4 | 0.0 | 1.1 | |
| physician..... | 4.1 | 1.3 | 4.5 | 7.4 | 3.4 | 1.3 | 1.4 | 3.0 | 6.1 | 6.8 | 6.9 | 6.1 | 12.1 | 1.4 | 7.9 | |
| school counselor..... | 0.1 | 0.1 | 0.1 | 0.1 | 0.1 | 0.1 | 0.4 | 0.1 | 0.1 | 0.2 | 0.2 | 0.1 | 0.0 | 0.0 | 0.2 | |
| school principal or superintend. | 0.0 | 0.0 | 0.1 | 0.0 | 0.0 | 0.0 | 0.0 | 0.1 | 0.1 | 0.1 | 0.0 | 0.0 | 0.0 | 0.0 | 0.1 | |
| scientific researcher..... | 1.7 | 1.0 | 1.6 | 2.6 | 0.2 | 1.1 | 0.6 | 1.5 | 2.0 | 1.7 | 1.3 | 2.2 | 4.0 | 0.0 | 0.7 | |
| social, welfare or rec. worker.. | 0.3 | 0.4 | 0.4 | 0.2 | 0.1 | 0.4 | 0.6 | 0.3 | 0.4 | 0.6 | 0.6 | 0.2 | 0.2 | 0.0 | 0.3 | |
| statistician..... | 0.1 | 0.1 | 0.1 | 0.1 | 0.5 | 0.1 | 0.0 | 0.2 | 0.1 | 0.1 | 0.0 | 0.1 | 0.1 | 0.7 | 0.1 | |
| therapist (phys,occup,speech)... | 0.8 | 0.9 | 0.9 | 0.6 | 0.1 | 0.8 | 1.2 | 0.8 | 0.7 | 1.3 | 1.0 | 0.7 | 0.1 | 0.0 | 0.2 | |
| teacher (elementary)..... | 0.5 | 0.5 | 0.7 | 0.2 | 0.1 | 0.5 | 1.0 | 0.8 | 0.5 | 1.2 | 0.5 | 0.2 | 0.1 | 0.0 | 0.2 | |
| teacher (secondary)..... | 2.1 | 1.4 | 3.3 | 1.2 | 2.2 | 1.3 | 2.9 | 3.6 | 1.8 | 4.7 | 2.5 | 1.3 | 0.7 | 2.8 | 0.9 | |
| veterinarian..... | 0.7 | 0.7 | 0.6 | 1.1 | 0.7 | 0.7 | 0.7 | 0.5 | 0.7 | 0.6 | 0.6 | 1.3 | 0.2 | 0.7 | 0.8 | |
| writer or journalist..... | 1.6 | 0.7 | 1.8 | 2.4 | 0.4 | 0.7 | 1.4 | 1.5 | 2.3 | 2.1 | 1.7 | 2.3 | 3.0 | 0.0 | 1.2 | |
| skilled trades..... | 2.9 | 7.2 | 0.7 | 0.3 | 1.0 | 7.8 | 2.4 | 0.8 | 0.6 | 0.5 | 0.4 | 0.3 | 0.1 | 1.4 | 0.1 | |
| other..... | 5.8 | 8.5 | 4.5 | 3.9 | 3.7 | 8.4 | 8.8 | 4.5 | 4.3 | 5.1 | 4.4 | 4.2 | 3.1 | 4.2 | 2.6 | |
| undecided..... | 9.2 | 7.7 | 10.5 | 9.5 | 5.3 | 7.2 | 12.4 | 10.2 | 10.8 | 11.6 | 9.7 | 9.3 | 10.4 | 6.3 | 2.9 | |
| This College is Student's | | | | | | | | | | | | | | | | |
| first choice..... | 71.9 | 71.8 | 70.4 | 74.3 | 60.0 | 73.4 | 57.4 | 70.5 | 69.5 | 71.8 | 70.4 | 74.9 | 72.4 | 59.5 | 61.5 | |
| second choice..... | 20.7 | 20.4 | 21.9 | 19.1 | 26.8 | 19.4 | 29.3 | 22.1 | 22.0 | 20.4 | 22.9 | 18.8 | 20.2 | 27.0 | 26.2 | |
| third choice..... | 4.8 | 4.9 | 5.1 | 4.3 | 8.4 | 4.5 | 8.7 | 5.1 | 5.3 | 5.3 | 4.4 | 4.1 | 4.9 | 8.5 | 8.3 | |
| less than third choice..... | 2.6 | 2.9 | 2.6 | 2.2 | 4.8 | 2.7 | 4.5 | 2.3 | 3.2 | 2.5 | 2.3 | 2.2 | 2.5 | 5.0 | 4.1 | |

WEIGHTED NATIONAL NORMS FOR ALL MEN

FALL 1985

| | All Insti- tutions | All 2-Year Colleges | All 4-Year Colleges | All Uni- versities | Predomi- nantly Black Colleges | 2-Year Colleges | | 4-Year Colleges | | | | Universities | | Predominantly Black Colleges | |
|--------------------------------------|-----------------------|---------------------------|---------------------------|-----------------------|---|--------------------|---------|-----------------|---------------------|-----------------|----------|--------------|---------|---------------------------------|---------|
| | | | | | | Public | Private | Public | Private Nonsect. | Prot- estant | Catholic | Public | Private | Public | Private |
| | | | | | | | | | | | | | | | |
| Father's Education | | | | | | | | | | | | | | | |
| grammar school or less..... | 3.4 | 4.2 | 3.5 | 2.2 | 8.5 | 4.1 | 4.6 | 3.6 | 3.5 | 2.8 | 4.3 | 2.3 | 2.0 | 9.2 | 6.5 |
| some high school..... | 8.6 | 11.6 | 8.5 | 4.6 | 20.3 | 11.7 | 11.4 | 9.7 | 7.2 | 6.6 | 6.6 | 5.1 | 3.1 | 23.6 | 11.5 |
| high school graduate..... | 28.4 | 37.1 | 26.8 | 18.8 | 33.5 | 37.8 | 30.4 | 30.5 | 21.5 | 21.9 | 24.3 | 20.7 | 12.0 | 35.6 | 27.9 |
| postsecondary other than college | 5.0 | 5.7 | 5.0 | 4.1 | 3.6 | 5.8 | 4.6 | 5.3 | 4.6 | 4.6 | 4.9 | 4.4 | 3.1 | 2.9 | 5.3 |
| some college..... | 14.2 | 13.9 | 14.7 | 13.9 | 11.2 | 14.0 | 12.7 | 15.1 | 13.5 | 15.2 | 15.0 | 14.7 | 11.1 | 10.3 | 13.6 |
| college degree..... | 20.3 | 16.3 | 20.2 | 26.0 | 12.3 | 16.0 | 18.9 | 19.1 | 21.4 | 22.3 | 21.5 | 26.0 | 25.8 | 10.9 | 15.9 |
| some graduate school..... | 2.8 | 1.5 | 3.0 | 4.2 | 1.1 | 1.5 | 1.2 | 2.6 | 3.4 | 3.8 | 4.1 | 3.9 | 5.5 | 0.6 | 2.4 |
| graduate degree..... | 17.2 | 9.8 | 18.3 | 26.1 | 9.6 | 9.0 | 16.2 | 14.2 | 24.9 | 22.8 | 19.3 | 22.9 | 37.4 | 6.9 | 16.8 |
| Father's Occupation (6) | | | | | | | | | | | | | | | |
| artist (incl performer)..... | 0.9 | 0.8 | 1.0 | 1.0 | 0.3 | 0.7 | 1.0 | 0.7 | 1.8 | 0.8 | 0.6 | 0.9 | 1.1 | 0.0 | 1.0 |
| businessman..... | 30.6 | 26.5 | 30.5 | 36.5 | 12.2 | 26.0 | 31.6 | 27.9 | 33.4 | 33.2 | 36.6 | 35.5 | 40.1 | 9.6 | 18.6 |
| clergy or religious worker..... | 1.0 | 0.6 | 1.6 | 0.7 | 1.4 | 0.5 | 1.9 | 0.8 | 2.2 | 4.5 | 0.2 | 0.7 | 0.9 | 1.4 | 1.3 |
| college teacher or administrator | 0.9 | 0.3 | 1.2 | 1.5 | 0.7 | 0.2 | 1.0 | 0.9 | 1.8 | 1.4 | 0.8 | 1.2 | 2.4 | 0.7 | 0.8 |
| doctor or dentist..... | 2.3 | 1.0 | 2.3 | 4.2 | 0.6 | 1.0 | 1.4 | 1.2 | 3.8 | 3.6 | 3.7 | 3.2 | 7.9 | 0.0 | 2.1 |
| education (secondary)..... | 3.5 | 2.4 | 4.3 | 4.0 | 6.0 | 2.4 | 2.3 | 4.4 | 4.0 | 4.9 | 3.1 | 4.0 | 3.9 | 6.2 | 5.6 |
| education (elementary)..... | 0.8 | 0.8 | 1.0 | 0.7 | 1.1 | 0.8 | 1.0 | 1.0 | 0.8 | 0.9 | 1.1 | 0.7 | 0.6 | 1.4 | 0.6 |
| engineer..... | 8.7 | 8.3 | 7.9 | 10.6 | 6.1 | 8.4 | 7.1 | 8.9 | 6.6 | 6.4 | 6.7 | 10.8 | 9.8 | 6.8 | 4.2 |
| farmer or forester..... | 3.9 | 4.2 | 3.8 | 3.5 | 7.8 | 4.2 | 4.3 | 5.0 | 2.0 | 3.1 | 1.5 | 4.1 | 1.2 | 10.3 | 1.7 |
| health professional (non-M.D.).. | 1.3 | 1.3 | 1.3 | 1.6 | 1.5 | 1.2 | 1.5 | 1.3 | 1.3 | 1.2 | 1.1 | 1.7 | 1.2 | 1.4 | 1.9 |
| lawyer..... | 1.6 | 0.6 | 1.7 | 2.8 | 0.9 | 0.6 | 0.9 | 0.9 | 3.1 | 2.2 | 2.7 | 2.2 | 4.9 | 0.7 | 1.5 |
| military (career)..... | 1.6 | 1.4 | 1.8 | 1.6 | 2.6 | 1.3 | 2.7 | 2.2 | 1.1 | 1.8 | 1.0 | 1.7 | 1.0 | 2.1 | 4.0 |
| research scientist..... | 0.6 | 0.3 | 0.6 | 1.1 | 0.1 | 0.3 | 0.4 | 0.5 | 0.9 | 0.6 | 0.4 | 1.0 | 1.4 | 0.0 | 0.4 |
| skilled worker..... | 11.3 | 15.5 | 10.0 | 7.5 | 10.0 | 15.9 | 12.0 | 11.3 | 8.1 | 8.5 | 9.6 | 8.1 | 5.1 | 9.6 | 11.1 |
| semi-skilled worker..... | 5.5 | 7.1 | 5.5 | 3.3 | 10.3 | 7.4 | 4.1 | 6.2 | 4.3 | 4.5 | 4.9 | 3.6 | 2.0 | 12.3 | 5.4 |
| laborer (unskilled)..... | 3.3 | 4.2 | 3.4 | 1.8 | 8.3 | 4.5 | 2.0 | 3.9 | 2.7 | 2.6 | 3.0 | 1.9 | 1.2 | 9.6 | 5.1 |
| unemployed..... | 2.4 | 2.9 | 2.7 | 1.5 | 8.0 | 2.9 | 2.4 | 3.0 | 2.4 | 1.8 | 2.7 | 1.5 | 1.3 | 8.9 | 5.7 |
| other occupation..... | 19.6 | 21.8 | 19.7 | 16.5 | 22.1 | 21.7 | 22.4 | 20.0 | 19.6 | 18.0 | 20.3 | 17.2 | 13.9 | 19.2 | 29.2 |
| Father's Religious Preference | | | | | | | | | | | | | | | |
| Baptist..... | 13.7 | 11.6 | 17.6 | 11.1 | 71.5 | 8.8 | 37.3 | 19.9 | 15.1 | 19.4 | 3.6 | 12.8 | 5.0 | 76.4 | 58.8 |
| Buddhist..... | 0.4 | 0.4 | 0.3 | 0.6 | 0.0 | 0.4 | 0.6 | 0.3 | 0.5 | 0.3 | 0.6 | 0.5 | 0.9 | 0.0 | 0.0 |
| Congregational (UCC)..... | 1.7 | 1.5 | 1.7 | 1.9 | 1.0 | 1.5 | 0.9 | 1.7 | 2.1 | 1.7 | 0.6 | 2.0 | 1.5 | 0.7 | 1.7 |
| Eastern Orthodox..... | 0.7 | 0.7 | 0.7 | 0.7 | 0.0 | 0.7 | 0.4 | 0.8 | 0.9 | 0.5 | 0.6 | 0.7 | 1.0 | 0.0 | 0.0 |
| Episcopal..... | 2.5 | 1.8 | 2.6 | 3.3 | 0.8 | 1.7 | 2.7 | 2.0 | 3.6 | 4.1 | 1.1 | 3.3 | 3.2 | 0.0 | 2.9 |
| Islamic..... | 0.3 | 0.3 | 0.3 | 0.3 | 0.8 | 0.3 | 0.3 | 0.3 | 0.4 | 0.3 | 0.4 | 0.2 | 0.5 | 0.7 | 1.1 |
| Jewish..... | 3.5 | 2.7 | 2.6 | 6.0 | 0.0 | 2.8 | 1.3 | 2.1 | 5.2 | 1.3 | 0.4 | 5.0 | 9.7 | 0.0 | 0.1 |
| Latter Day Saints (Mormon)..... | 0.2 | 0.1 | 0.3 | 0.3 | 0.0 | 0.1 | 0.1 | 0.5 | 0.1 | 0.2 | 0.2 | 0.2 | 0.3 | 0.0 | 0.1 |
| Lutheran..... | 6.3 | 5.8 | 5.8 | 7.7 | 0.2 | 5.7 | 6.3 | 6.3 | 3.8 | 8.3 | 4.1 | 8.6 | 4.4 | 0.0 | 0.6 |
| Methodist..... | 10.1 | 11.4 | 9.1 | 9.7 | 9.3 | 11.1 | 13.7 | 10.1 | 6.5 | 12.4 | 3.9 | 11.1 | 5.2 | 8.3 | 11.8 |
| Presbyterian..... | 5.7 | 5.9 | 5.2 | 6.1 | 1.5 | 5.8 | 7.0 | 4.5 | 5.7 | 8.5 | 2.2 | 6.5 | 4.9 | 0.7 | 3.5 |
| Quaker (Society of Friends)..... | 0.2 | 0.2 | 0.2 | 0.2 | 0.0 | 0.2 | 0.1 | 0.1 | 0.3 | 0.4 | 0.1 | 0.2 | 0.2 | 0.0 | 0.1 |
| Roman Catholic..... | 36.3 | 39.6 | 33.6 | 35.7 | 4.2 | 42.1 | 17.4 | 34.1 | 30.9 | 15.9 | 73.3 | 32.3 | 47.4 | 3.5 | 6.1 |
| Seventh Day Adventist..... | 0.2 | 0.2 | 0.3 | 0.2 | 0.6 | 0.2 | 0.0 | 0.2 | 0.3 | 0.7 | 0.2 | 0.2 | 0.2 | 0.7 | 0.4 |
| other Protestant..... | 6.1 | 6.6 | 7.0 | 4.3 | 0.5 | 6.9 | 3.6 | 5.4 | 8.7 | 13.1 | 2.3 | 4.4 | 3.7 | 0.0 | 1.7 |
| other religion..... | 4.1 | 4.2 | 4.8 | 3.0 | 5.0 | 4.2 | 3.7 | 4.0 | 7.2 | 5.8 | 1.8 | 3.0 | 3.0 | 5.6 | 3.5 |
| none..... | 7.9 | 7.0 | 7.8 | 9.1 | 4.5 | 7.3 | 4.6 | 7.9 | 8.8 | 7.2 | 4.7 | 9.1 | 9.1 | 3.5 | 7.4 |

WEIGHTED NATIONAL NORMS FOR ALL MEN

FALL 1985

| | All Insti- tutions | All 2-Year Colleges | All 4-Year Colleges | All Uni- versities | Predomi- nantly Black Colleges | 2-Year Colleges | | 4-Year Colleges | | | | Universities | | Predominantly Black Colleges | |
|--------------------------------------|-----------------------|---------------------------|---------------------------|-----------------------|---|--------------------|---------|-----------------|---------------------|-----------------|----------|--------------|---------|---------------------------------|---------|
| | | | | | | Public | Private | Public | Private Nonsect. | Prot- estant | Catholic | Public | Private | Public | Private |
| | | | | | | | | | | | | | | | |
| Mother's Education | | | | | | | | | | | | | | | |
| grammar school or less..... | 2.6 | 3.4 | 2.6 | 1.6 | 5.8 | 3.4 | 3.4 | 2.6 | 2.4 | 1.7 | 4.2 | 1.6 | 1.8 | 6.6 | 3.3 |
| some high school..... | 6.7 | 8.8 | 6.9 | 3.5 | 19.8 | 8.8 | 8.7 | 8.3 | 5.1 | 5.3 | 4.5 | 3.7 | 2.6 | 23.4 | 9.6 |
| high school graduate..... | 38.8 | 46.7 | 37.6 | 29.4 | 35.1 | 47.8 | 36.6 | 41.6 | 31.1 | 32.3 | 37.7 | 31.7 | 21.1 | 38.6 | 25.2 |
| postsecondary other than college | 7.6 | 8.1 | 7.2 | 7.4 | 3.6 | 8.2 | 6.8 | 7.4 | 7.1 | 6.6 | 7.1 | 7.5 | 7.0 | 3.0 | 5.3 |
| some college..... | 16.0 | 13.9 | 16.5 | 18.1 | 11.9 | 13.6 | 17.0 | 15.8 | 17.6 | 17.6 | 17.1 | 18.4 | 16.9 | 9.6 | 18.2 |
| college degree..... | 17.6 | 12.5 | 17.8 | 24.6 | 12.6 | 12.0 | 17.7 | 15.2 | 20.9 | 22.9 | 18.0 | 23.6 | 28.4 | 10.7 | 18.0 |
| some graduate school..... | 2.6 | 1.3 | 2.9 | 4.1 | 1.4 | 1.2 | 2.0 | 2.3 | 3.6 | 3.8 | 3.2 | 3.7 | 5.8 | 0.5 | 4.0 |
| graduate degree..... | 8.1 | 5.4 | 8.6 | 11.3 | 9.9 | 5.1 | 7.9 | 6.8 | 12.3 | 9.8 | 8.2 | 9.8 | 16.4 | 7.6 | 16.3 |
| Mother's Occupation (6) | | | | | | | | | | | | | | | |
| artist (incl performer)..... | 1.6 | 1.0 | 1.8 | 2.0 | 1.1 | 1.0 | 1.8 | 1.4 | 2.8 | 2.0 | 1.4 | 1.8 | 2.8 | 1.3 | 0.8 |
| businesswoman..... | 12.5 | 12.4 | 11.9 | 13.7 | 7.2 | 12.2 | 14.2 | 11.6 | 12.6 | 12.7 | 10.9 | 13.8 | 13.4 | 5.1 | 12.4 |
| business (clerical)..... | 10.5 | 10.8 | 10.4 | 10.1 | 5.0 | 10.8 | 10.7 | 10.9 | 9.5 | 10.1 | 9.5 | 10.6 | 8.5 | 4.5 | 6.5 |
| clergy or religious worker..... | 0.1 | 0.1 | 0.2 | 0.2 | 0.0 | 0.1 | 0.1 | 0.1 | 0.2 | 0.4 | 0.1 | 0.2 | 0.2 | 0.0 | 0.1 |
| college teacher or administrator | 0.3 | 0.1 | 0.4 | 0.5 | 0.2 | 0.1 | 0.3 | 0.3 | 0.5 | 0.5 | 0.2 | 0.4 | 1.0 | 0.0 | 0.8 |
| doctor or dentist..... | 0.4 | 0.3 | 0.4 | 0.5 | 0.2 | 0.3 | 0.4 | 0.3 | 0.7 | 0.3 | 0.4 | 0.3 | 1.0 | 0.0 | 0.5 |
| education (secondary)..... | 3.6 | 2.2 | 4.2 | 4.6 | 7.1 | 2.1 | 2.9 | 3.8 | 5.1 | 4.9 | 3.4 | 4.4 | 5.3 | 6.4 | 8.9 |
| education (elementary)..... | 5.9 | 4.1 | 6.4 | 7.6 | 8.1 | 3.8 | 7.1 | 5.6 | 7.4 | 7.9 | 5.6 | 7.6 | 7.9 | 6.4 | 12.4 |
| engineer..... | 0.1 | 0.2 | 0.1 | 0.2 | 0.0 | 0.1 | 0.4 | 0.1 | 0.1 | 0.1 | 0.1 | 0.2 | 0.2 | 0.0 | 0.1 |
| farmer or forester..... | 0.4 | 0.4 | 0.3 | 0.4 | 0.1 | 0.4 | 0.3 | 0.3 | 0.3 | 0.4 | 0.3 | 0.4 | 0.1 | 0.0 | 0.3 |
| health professional (non-M.D.).. | 1.8 | 1.6 | 1.8 | 2.1 | 3.3 | 1.6 | 1.6 | 1.8 | 1.7 | 1.7 | 1.9 | 2.1 | 2.3 | 3.8 | 2.1 |
| homemaker (full-time)..... | 21.9 | 22.2 | 21.5 | 22.1 | 9.3 | 22.7 | 17.7 | 20.6 | 21.8 | 22.3 | 25.9 | 21.2 | 25.4 | 10.8 | 5.7 |
| lawyer..... | 0.2 | 0.1 | 0.2 | 0.3 | 0.3 | 0.1 | 0.4 | 0.1 | 0.4 | 0.2 | 0.3 | 0.3 | 0.5 | 0.0 | 0.9 |
| nurse..... | 7.7 | 7.9 | 7.6 | 7.6 | 10.2 | 8.0 | 7.0 | 8.2 | 6.3 | 7.1 | 8.3 | 7.8 | 7.0 | 10.8 | 8.6 |
| research scientist..... | 0.1 | 0.1 | 0.1 | 0.2 | 0.0 | 0.1 | 0.1 | 0.1 | 0.1 | 0.1 | 0.0 | 0.2 | 0.4 | 0.0 | 0.0 |
| social, welfare or rec. worker.. | 1.3 | 1.0 | 1.4 | 1.4 | 2.5 | 1.0 | 0.7 | 1.3 | 1.7 | 1.4 | 1.0 | 1.3 | 1.6 | 1.9 | 3.8 |
| skilled worker..... | 2.2 | 2.6 | 2.2 | 1.8 | 3.8 | 2.5 | 2.8 | 2.6 | 1.8 | 1.8 | 1.7 | 1.9 | 1.2 | 3.8 | 3.9 |
| semi-skilled worker..... | 3.5 | 4.3 | 3.4 | 2.5 | 7.8 | 4.4 | 3.7 | 4.0 | 2.8 | 2.4 | 3.0 | 2.8 | 1.7 | 9.6 | 3.3 |
| laborer (unskilled)..... | 2.3 | 3.0 | 2.2 | 1.3 | 6.7 | 3.1 | 2.1 | 2.7 | 1.4 | 2.0 | 1.7 | 1.5 | 0.7 | 8.3 | 2.8 |
| unemployed..... | 7.3 | 8.3 | 7.1 | 6.1 | 10.3 | 8.5 | 7.0 | 7.1 | 7.2 | 6.2 | 7.9 | 6.2 | 5.6 | 10.8 | 9.0 |
| other occupation..... | 16.3 | 17.3 | 16.4 | 14.8 | 16.7 | 17.1 | 18.9 | 17.1 | 15.5 | 15.3 | 16.4 | 15.3 | 13.3 | 16.6 | 17.2 |
| Mother's Religious Preference | | | | | | | | | | | | | | | |
| Baptist..... | 14.3 | 12.3 | 18.2 | 11.4 | 72.2 | 9.6 | 36.9 | 20.8 | 15.1 | 20.4 | 3.5 | 13.1 | 5.4 | 77.9 | 57.4 |
| Buddhist..... | 0.5 | 0.5 | 0.4 | 0.6 | 0.6 | 0.5 | 0.7 | 0.3 | 0.6 | 0.3 | 0.4 | 0.5 | 1.0 | 0.6 | 0.3 |
| Congregational (UCC)..... | 1.7 | 1.5 | 1.7 | 2.0 | 0.6 | 1.6 | 0.7 | 1.6 | 2.3 | 1.8 | 0.4 | 2.1 | 1.6 | 0.0 | 2.1 |
| Eastern Orthodox..... | 0.7 | 0.7 | 0.7 | 0.7 | 0.5 | 0.7 | 0.6 | 0.7 | 0.9 | 0.4 | 0.5 | 0.6 | 0.9 | 0.6 | 0.0 |
| Episcopal..... | 2.8 | 2.0 | 3.0 | 3.6 | 1.2 | 1.9 | 2.8 | 2.4 | 4.1 | 4.4 | 1.2 | 3.7 | 3.6 | 0.6 | 2.6 |
| Islamic..... | 0.3 | 0.2 | 0.3 | 0.3 | 0.3 | 0.2 | 0.2 | 0.2 | 0.4 | 0.2 | 0.4 | 0.2 | 0.5 | 0.0 | 0.9 |
| Jewish..... | 3.4 | 2.6 | 2.4 | 5.8 | 0.0 | 2.8 | 1.1 | 1.9 | 4.8 | 1.2 | 0.4 | 4.7 | 9.6 | 0.0 | 0.1 |
| Latter Day Saints (Mormon)..... | 0.3 | 0.2 | 0.3 | 0.3 | 0.0 | 0.2 | 0.1 | 0.4 | 0.1 | 0.2 | 0.2 | 0.3 | 0.3 | 0.0 | 0.0 |
| Lutheran..... | 6.3 | 5.9 | 5.8 | 7.7 | 0.3 | 5.8 | 6.8 | 6.1 | 4.1 | 8.5 | 3.7 | 8.7 | 4.3 | 0.0 | 1.2 |
| Methodist..... | 10.7 | 12.4 | 9.6 | 10.0 | 11.0 | 12.2 | 14.0 | 10.6 | 7.3 | 12.5 | 4.0 | 11.4 | 5.2 | 9.7 | 14.2 |
| Presbyterian..... | 5.8 | 5.9 | 5.3 | 6.3 | 1.4 | 5.7 | 7.5 | 4.7 | 5.7 | 8.7 | 2.0 | 6.7 | 5.0 | 0.6 | 3.4 |
| Quaker (Society of Friends)..... | 0.2 | 0.2 | 0.2 | 0.2 | 0.0 | 0.2 | 0.1 | 0.1 | 0.2 | 0.4 | 0.1 | 0.2 | 0.2 | 0.0 | 0.1 |
| Roman Catholic..... | 37.6 | 40.5 | 34.9 | 37.8 | 3.8 | 42.8 | 18.5 | 35.4 | 31.9 | 16.8 | 76.3 | 34.3 | 49.8 | 1.9 | 8.5 |
| Seventh Day Adventist..... | 0.3 | 0.3 | 0.3 | 0.2 | 0.6 | 0.3 | 0.3 | 0.2 | 0.2 | 0.9 | 0.2 | 0.3 | 0.2 | 0.6 | 0.4 |
| other Protestant..... | 6.2 | 6.5 | 7.2 | 4.3 | 0.4 | 6.9 | 3.2 | 5.5 | 9.0 | 13.4 | 2.3 | 4.5 | 3.7 | 0.0 | 1.3 |
| other religion..... | 4.4 | 4.3 | 5.3 | 3.1 | 5.8 | 4.4 | 4.1 | 4.5 | 7.8 | 5.9 | 2.2 | 3.2 | 2.9 | 5.8 | 5.7 |
| none..... | 4.6 | 4.0 | 4.5 | 5.7 | 1.4 | 4.2 | 2.4 | 4.5 | 5.4 | 3.9 | 2.2 | 5.6 | 5.9 | 1.3 | 1.8 |

WEIGHTED NATIONAL NORMS FOR ALL MEN

FALL 1985

SOURCES FOR EDUCATIONAL EXPENSES

| PERSONAL or FAMILY RESOURCES: | All Institutions | All 2-Year Colleges | All 4-Year Colleges | All Universities | Predominantly Black Colleges | 2-Year Colleges | | 4-Year Colleges | | | | Universities | | Predominantly Black Colleges | |
|---------------------------------------|------------------|---------------------|---------------------|------------------|------------------------------|-----------------|---------|-----------------|---------|----------|-------------|--------------|--------|------------------------------|--------|
| | | | | | | Public | Private | Public | Private | Nonsect. | Prot-estant | Catholic | Public | Private | Public |
| Parental Aid | | | | | | | | | | | | | | | |
| none..... | 31.0 | 37.5 | 31.1 | 21.4 | 53.9 | 38.5 | 28.4 | 37.8 | 23.1 | 21.3 | 21.3 | 23.1 | 15.2 | 62.5 | 28.9 |
| \$1-\$499..... | 10.9 | 14.1 | 11.0 | 6.1 | 19.2 | 14.3 | 12.7 | 12.5 | 8.6 | 9.6 | 8.8 | 6.8 | 3.6 | 20.7 | 14.8 |
| \$500-\$999..... | 8.3 | 9.8 | 8.3 | 6.0 | 9.5 | 9.9 | 8.6 | 9.6 | 6.5 | 7.1 | 6.4 | 6.6 | 3.7 | 8.7 | 12.0 |
| \$1,000-\$1,499..... | 8.0 | 8.7 | 7.9 | 7.2 | 3.9 | 9.0 | 6.5 | 8.6 | 6.3 | 7.7 | 7.3 | 7.9 | 4.5 | 2.9 | 6.8 |
| \$1,500-\$1,999..... | 5.5 | 5.5 | 5.7 | 5.4 | 3.1 | 5.5 | 6.0 | 6.2 | 4.6 | 5.7 | 5.2 | 5.9 | 3.2 | 1.9 | 6.5 |
| \$2,000-\$3,000..... | 9.5 | 8.9 | 9.2 | 10.8 | 3.4 | 8.7 | 10.6 | 8.8 | 9.0 | 10.1 | 11.6 | 11.4 | 8.5 | 1.9 | 7.7 |
| over \$3,000..... | 26.8 | 15.5 | 26.9 | 43.1 | 7.0 | 14.2 | 27.2 | 16.4 | 42.0 | 38.4 | 39.6 | 38.2 | 61.2 | 1.4 | 23.3 |
| Spouse | | | | | | | | | | | | | | | |
| none..... | 99.1 | 98.9 | 99.2 | 99.4 | 97.9 | 99.0 | 98.6 | 99.3 | 99.0 | 99.1 | 99.0 | 99.3 | 99.6 | 97.6 | 98.7 |
| \$1-\$499..... | 0.3 | 0.4 | 0.3 | 0.2 | 0.8 | 0.3 | 0.6 | 0.2 | 0.4 | 0.3 | 0.4 | 0.2 | 0.1 | 1.0 | 0.4 |
| \$500-\$999..... | 0.2 | 0.3 | 0.2 | 0.1 | 0.4 | 0.3 | 0.1 | 0.2 | 0.1 | 0.1 | 0.2 | 0.1 | 0.1 | 0.5 | 0.2 |
| \$1,000-\$1,499..... | 0.1 | 0.2 | 0.1 | 0.1 | 0.4 | 0.2 | 0.3 | 0.1 | 0.1 | 0.1 | 0.1 | 0.1 | 0.1 | 0.5 | 0.2 |
| \$1,500-\$1,999..... | 0.1 | 0.1 | 0.1 | 0.1 | 0.0 | 0.0 | 0.1 | 0.0 | 0.2 | 0.1 | 0.0 | 0.1 | 0.0 | 0.0 | 0.1 |
| \$2,000-\$3,000..... | 0.1 | 0.0 | 0.1 | 0.1 | 0.1 | 0.0 | 0.1 | 0.0 | 0.1 | 0.2 | 0.2 | 0.1 | 0.1 | 0.0 | 0.3 |
| over \$3,000..... | 0.1 | 0.2 | 0.1 | 0.1 | 0.4 | 0.2 | 0.2 | 0.1 | 0.1 | 0.2 | 0.1 | 0.1 | 0.1 | 0.5 | 0.2 |
| Savings from Summer Work | | | | | | | | | | | | | | | |
| none..... | 50.3 | 54.9 | 51.6 | 41.7 | 79.0 | 53.9 | 63.9 | 55.6 | 47.9 | 45.6 | 42.3 | 42.3 | 39.4 | 82.2 | 69.5 |
| \$1-\$499..... | 20.0 | 21.7 | 19.5 | 18.4 | 13.5 | 21.9 | 19.4 | 19.6 | 18.7 | 20.4 | 20.6 | 19.0 | 16.1 | 12.0 | 17.7 |
| \$500-\$999..... | 14.2 | 12.4 | 13.8 | 17.4 | 5.8 | 12.7 | 10.0 | 12.8 | 14.8 | 15.7 | 15.7 | 16.9 | 19.4 | 4.8 | 8.7 |
| \$1,000-\$1,499..... | 8.7 | 6.6 | 8.5 | 12.2 | 1.0 | 6.9 | 3.9 | 7.1 | 10.3 | 9.8 | 11.7 | 11.7 | 13.8 | 0.5 | 2.5 |
| \$1,500-\$1,999..... | 3.0 | 2.0 | 2.9 | 4.6 | 0.2 | 2.1 | 1.1 | 2.3 | 3.4 | 3.8 | 4.3 | 4.5 | 5.0 | 0.0 | 0.8 |
| \$2,000-\$3,000..... | 2.6 | 1.7 | 2.5 | 4.0 | 0.5 | 1.7 | 1.1 | 1.9 | 3.3 | 3.3 | 3.7 | 3.9 | 4.4 | 0.5 | 0.6 |
| over \$3,000..... | 1.1 | 0.8 | 1.1 | 1.7 | 0.1 | 0.8 | 0.5 | 0.7 | 1.6 | 1.3 | 1.6 | 1.7 | 1.9 | 0.0 | 0.4 |
| Other Savings | | | | | | | | | | | | | | | |
| none..... | 78.1 | 80.8 | 78.9 | 73.2 | 88.8 | 80.4 | 84.9 | 80.5 | 76.4 | 77.9 | 75.7 | 74.2 | 69.5 | 90.4 | 84.3 |
| \$1-\$499..... | 11.3 | 10.9 | 11.0 | 12.2 | 6.8 | 11.2 | 8.9 | 10.9 | 11.1 | 10.8 | 11.3 | 11.9 | 13.2 | 5.8 | 9.7 |
| \$500-\$999..... | 4.3 | 3.5 | 4.1 | 5.6 | 1.5 | 3.7 | 1.9 | 3.8 | 4.7 | 3.9 | 5.2 | 5.5 | 5.9 | 1.0 | 2.9 |
| \$1,000-\$1,499..... | 2.7 | 2.0 | 2.6 | 3.6 | 2.1 | 2.1 | 1.3 | 2.3 | 2.9 | 2.8 | 3.7 | 3.5 | 4.1 | 2.4 | 1.1 |
| \$1,500-\$1,999..... | 1.1 | 0.9 | 1.0 | 1.5 | 0.1 | 0.9 | 0.5 | 0.9 | 1.1 | 1.1 | 1.1 | 1.4 | 1.5 | 0.0 | 0.3 |
| \$2,000-\$3,000..... | 1.0 | 0.7 | 1.0 | 1.5 | 0.3 | 0.7 | 1.1 | 0.8 | 1.1 | 1.3 | 1.3 | 1.4 | 1.8 | 0.0 | 1.1 |
| over \$3,000..... | 1.6 | 1.1 | 1.5 | 2.4 | 0.5 | 1.1 | 1.3 | 0.9 | 2.6 | 2.0 | 1.7 | 2.0 | 4.0 | 0.5 | 0.6 |
| Full-time Job while in College | | | | | | | | | | | | | | | |
| none..... | 97.5 | 97.5 | 97.0 | 98.4 | 93.9 | 97.4 | 98.2 | 96.9 | 96.4 | 98.2 | 97.8 | 98.3 | 98.7 | 93.3 | 95.8 |
| \$1-\$499..... | 0.9 | 1.0 | 1.1 | 0.5 | 2.9 | 1.0 | 0.5 | 1.3 | 0.9 | 0.6 | 0.8 | 0.6 | 0.2 | 3.4 | 1.4 |
| \$500-\$999..... | 0.7 | 0.8 | 0.7 | 0.4 | 1.2 | 0.9 | 0.5 | 0.7 | 1.0 | 0.5 | 0.7 | 0.5 | 0.4 | 1.0 | 1.8 |
| \$1,000-\$1,499..... | 0.4 | 0.3 | 0.4 | 0.3 | 0.4 | 0.3 | 0.2 | 0.4 | 0.6 | 0.4 | 0.4 | 0.3 | 0.4 | 0.5 | 0.2 |
| \$1,500-\$1,999..... | 0.2 | 0.1 | 0.2 | 0.1 | 0.5 | 0.1 | 0.3 | 0.2 | 0.3 | 0.1 | 0.1 | 0.1 | 0.1 | 0.5 | 0.4 |
| \$2,000-\$3,000..... | 0.1 | 0.1 | 0.1 | 0.1 | 0.4 | 0.1 | 0.2 | 0.1 | 0.2 | 0.0 | 0.1 | 0.1 | 0.1 | 0.5 | 0.1 |
| over \$3,000..... | 0.2 | 0.2 | 0.4 | 0.1 | 0.8 | 0.3 | 0.1 | 0.3 | 0.6 | 0.1 | 0.1 | 0.1 | 0.1 | 1.0 | 0.3 |

WEIGHTED NATIONAL NORMS FOR ALL MEN

FALL 1985

SOURCES FOR EDUCATIONAL EXPENSES

| PERSONAL or FAMILY RESOURCES: | All Insti- tutions | All 2-Year Colleges | All 4-Year Colleges | All Uni- versities | Predomi- nantly Black Colleges | 2-Year Colleges | | 4-Year Colleges | | | | Universities | | Predominantly Black Colleges | |
|---|-----------------------|---------------------------|---------------------------|-----------------------|---|--------------------|---------|-----------------|---------|----------|-----------------|--------------|--------|---------------------------------|--------|
| | | | | | | Public | Private | Public | Private | Nonsect. | Prot- estant | Catholic | Public | Private | Public |
| Part-time Job while in College | | | | | | | | | | | | | | | |
| none..... | 71.5 | 71.2 | 71.1 | 72.7 | 77.2 | 70.4 | 78.5 | 72.7 | 69.9 | 68.9 | 65.7 | 73.2 | 71.1 | 76.9 | 78.2 |
| \$1-\$499..... | 16.8 | 18.8 | 16.7 | 13.8 | 15.8 | 19.3 | 14.6 | 17.2 | 15.4 | 16.6 | 16.7 | 14.7 | 10.6 | 16.8 | 13.0 |
| \$500-\$999..... | 7.4 | 6.6 | 7.8 | 8.0 | 3.4 | 6.8 | 4.4 | 6.6 | 8.6 | 9.9 | 10.8 | 7.9 | 8.3 | 2.9 | 4.9 |
| \$1,000-\$1,499..... | 3.0 | 2.3 | 3.2 | 3.6 | 2.4 | 2.3 | 1.8 | 2.4 | 4.4 | 3.2 | 5.2 | 2.8 | 6.6 | 2.4 | 2.3 |
| \$1,500-\$1,999..... | 0.8 | 0.5 | 0.8 | 1.2 | 0.5 | 0.6 | 0.1 | 0.7 | 0.9 | 0.9 | 0.9 | 0.8 | 2.5 | 0.5 | 0.6 |
| \$2,000-\$3,000..... | 0.3 | 0.3 | 0.3 | 0.4 | 0.2 | 0.3 | 0.4 | 0.2 | 0.5 | 0.4 | 0.5 | 0.4 | 0.5 | 0.0 | 1.0 |
| over \$3,000..... | 0.3 | 0.3 | 0.2 | 0.2 | 0.4 | 0.3 | 0.4 | 0.3 | 0.3 | 0.1 | 0.3 | 0.2 | 0.3 | 0.5 | 0.1 |
| AID WHICH NEED NOT BE REPAYED: | | | | | | | | | | | | | | | |
| Pell Grant | | | | | | | | | | | | | | | |
| none..... | 81.6 | 80.1 | 78.5 | 88.3 | 56.6 | 80.7 | 74.3 | 79.9 | 77.5 | 75.2 | 77.2 | 88.4 | 88.0 | 55.3 | 60.4 |
| \$1-\$499..... | 4.5 | 6.0 | 4.5 | 2.3 | 9.0 | 6.2 | 4.1 | 5.1 | 3.8 | 3.9 | 3.8 | 2.5 | 1.8 | 10.6 | 4.3 |
| \$500-\$999..... | 5.1 | 5.9 | 5.6 | 3.1 | 8.2 | 5.8 | 7.0 | 5.6 | 5.5 | 5.9 | 5.7 | 3.1 | 2.9 | 8.2 | 8.1 |
| \$1,000-\$1,499..... | 4.2 | 4.2 | 5.0 | 3.0 | 9.3 | 4.0 | 6.0 | 4.4 | 5.8 | 6.3 | 5.6 | 2.9 | 3.1 | 9.6 | 8.5 |
| \$1,500-\$1,999..... | 2.2 | 1.8 | 2.8 | 1.7 | 5.8 | 1.6 | 3.8 | 2.3 | 3.2 | 3.7 | 3.5 | 1.6 | 2.0 | 5.8 | 6.0 |
| \$2,000-\$3,000..... | 1.8 | 1.4 | 2.6 | 1.2 | 7.9 | 1.3 | 3.0 | 2.1 | 2.7 | 3.7 | 3.4 | 1.1 | 1.7 | 7.7 | 8.6 |
| over \$3,000..... | 0.7 | 0.6 | 0.9 | 0.4 | 3.2 | 0.4 | 1.7 | 0.6 | 1.6 | 1.3 | 0.8 | 0.3 | 0.5 | 2.9 | 4.1 |
| Supplemental Educational Opportunity Grant | | | | | | | | | | | | | | | |
| none..... | 95.5 | 96.5 | 94.3 | 95.8 | 91.7 | 96.7 | 94.8 | 96.0 | 92.9 | 90.7 | 91.3 | 96.9 | 91.7 | 92.8 | 88.4 |
| \$1-\$499..... | 1.5 | 1.5 | 1.8 | 1.1 | 3.2 | 1.5 | 2.0 | 1.8 | 1.8 | 1.9 | 1.9 | 1.2 | 0.9 | 3.4 | 2.7 |
| \$500-\$999..... | 1.3 | 1.1 | 1.7 | 1.1 | 1.9 | 1.0 | 1.5 | 1.1 | 2.1 | 3.0 | 3.3 | 1.0 | 1.5 | 1.4 | 3.1 |
| \$1,000-\$1,499..... | 0.9 | 0.6 | 1.2 | 0.9 | 1.6 | 0.5 | 1.4 | 0.6 | 1.7 | 2.3 | 2.3 | 0.6 | 2.1 | 1.0 | 3.4 |
| \$1,500-\$1,999..... | 0.3 | 0.1 | 0.4 | 0.4 | 0.6 | 0.1 | 0.2 | 0.2 | 0.6 | 0.7 | 0.6 | 0.2 | 0.9 | 0.5 | 1.0 |
| \$2,000-\$3,000..... | 0.3 | 0.1 | 0.3 | 0.6 | 0.3 | 0.1 | 0.2 | 0.1 | 0.6 | 1.0 | 0.5 | 0.1 | 2.4 | 0.0 | 1.1 |
| over \$3,000..... | 0.1 | 0.0 | 0.2 | 0.1 | 0.8 | 0.0 | 0.0 | 0.2 | 0.3 | 0.3 | 0.1 | 0.1 | 0.5 | 1.0 | 0.2 |
| State Scholarship or Grant | | | | | | | | | | | | | | | |
| none..... | 86.8 | 88.6 | 84.3 | 88.0 | 82.1 | 89.4 | 81.9 | 87.4 | 83.7 | 76.1 | 76.2 | 88.4 | 86.5 | 80.3 | 87.3 |
| \$1-\$499..... | 4.8 | 5.0 | 4.9 | 4.5 | 8.1 | 5.2 | 3.3 | 5.6 | 3.5 | 3.9 | 5.8 | 5.3 | 1.9 | 9.6 | 3.9 |
| \$500-\$999..... | 3.8 | 3.6 | 4.5 | 3.0 | 4.1 | 3.4 | 4.9 | 3.9 | 4.6 | 6.2 | 5.8 | 2.9 | 3.2 | 4.3 | 3.6 |
| \$1,000-\$1,499..... | 2.4 | 1.6 | 3.2 | 2.3 | 1.6 | 1.3 | 3.6 | 1.7 | 4.3 | 6.6 | 5.2 | 2.2 | 2.9 | 1.4 | 2.0 |
| \$1,500-\$1,999..... | 0.9 | 0.7 | 1.1 | 0.7 | 1.3 | 0.4 | 3.8 | 0.5 | 1.4 | 2.2 | 2.8 | 0.6 | 1.0 | 1.4 | 0.9 |
| \$2,000-\$3,000..... | 0.8 | 0.4 | 1.2 | 0.8 | 1.1 | 0.2 | 1.7 | 0.4 | 1.5 | 3.9 | 2.9 | 0.4 | 2.2 | 1.0 | 1.4 |
| over \$3,000..... | 0.5 | 0.2 | 0.7 | 0.7 | 1.7 | 0.1 | 0.9 | 0.4 | 1.0 | 1.2 | 1.4 | 0.3 | 2.3 | 1.9 | 1.0 |
| College Work-Study Grant | | | | | | | | | | | | | | | |
| none..... | 91.4 | 94.5 | 88.0 | 91.9 | 82.1 | 95.5 | 85.2 | 92.9 | 82.5 | 81.4 | 79.0 | 94.5 | 82.5 | 83.2 | 78.9 |
| \$1-\$499..... | 2.9 | 2.6 | 3.8 | 1.8 | 9.8 | 2.2 | 6.3 | 3.2 | 4.1 | 4.9 | 5.7 | 1.8 | 1.8 | 11.1 | 6.0 |
| \$500-\$999..... | 3.1 | 1.9 | 4.5 | 2.7 | 3.6 | 1.4 | 6.6 | 2.3 | 6.3 | 8.8 | 8.5 | 2.0 | 5.1 | 2.9 | 5.7 |
| \$1,000-\$1,499..... | 1.9 | 0.7 | 2.6 | 2.4 | 2.3 | 0.6 | 1.6 | 1.1 | 4.8 | 3.8 | 5.4 | 1.2 | 6.7 | 1.9 | 3.4 |
| \$1,500-\$1,999..... | 0.5 | 0.2 | 0.6 | 1.0 | 0.9 | 0.2 | 0.1 | 0.3 | 1.0 | 0.7 | 1.2 | 0.3 | 3.4 | 0.5 | 2.2 |
| \$2,000-\$3,000..... | 0.2 | 0.1 | 0.3 | 0.1 | 0.9 | 0.1 | 0.2 | 0.1 | 0.7 | 0.3 | 0.1 | 0.0 | 0.4 | 0.0 | 3.7 |
| over \$3,000..... | 0.1 | 0.0 | 0.2 | 0.1 | 0.4 | 0.0 | 0.0 | 0.1 | 0.6 | 0.1 | 0.1 | 0.1 | 0.1 | 0.5 | 0.2 |

WEIGHTED NATIONAL NORMS FOR ALL MEN FALL 1985

SOURCES FOR EDUCATIONAL EXPENSES

| AID WHICH NEED NOT BE REPAID: | All Insti- tutions | All 2-Year Colleges | All 4-Year Colleges | All Uni- versities | Predomi- nantly Black Colleges | 2-Year Colleges | | 4-Year Colleges | | | | Universities | | Predominantly Black Colleges | |
|-------------------------------------|-----------------------|---------------------------|---------------------------|-----------------------|---|--------------------|---------|-----------------|---------|-----------------|----------|--------------|---------|---------------------------------|---------|
| | | | | | | Public | Private | Public | Private | Prot- estant | Catholic | Public | Private | Public | Private |
| Other College Grant | | | | | | | | | | | | | | | |
| none..... | 83.0 | 91.7 | 75.8 | 81.4 | 79.6 | 92.9 | 80.6 | 83.7 | 70.6 | 57.0 | 62.7 | 85.8 | 65.3 | 79.3 | 80.4 |
| \$1-\$499..... | 3.5 | 3.3 | 3.9 | 3.2 | 1.9 | 3.3 | 3.2 | 3.8 | 3.4 | 5.3 | 4.1 | 3.6 | 1.7 | 1.9 | 1.7 |
| \$500-\$999..... | 4.0 | 2.5 | 5.8 | 3.5 | 6.0 | 2.2 | 5.5 | 5.8 | 4.3 | 7.9 | 7.1 | 3.6 | 2.8 | 7.2 | 2.3 |
| \$1,000-\$1,499..... | 2.9 | 1.2 | 4.1 | 3.3 | 3.2 | 0.8 | 4.5 | 2.6 | 4.2 | 8.7 | 8.6 | 3.2 | 3.8 | 3.4 | 2.6 |
| \$1,500-\$1,999..... | 1.4 | 0.4 | 2.3 | 1.3 | 1.6 | 0.3 | 1.8 | 1.3 | 2.1 | 5.5 | 5.1 | 1.2 | 2.0 | 1.4 | 2.0 |
| \$2,000-\$3,000..... | 1.9 | 0.5 | 3.2 | 2.0 | 3.4 | 0.3 | 2.4 | 1.2 | 4.5 | 7.6 | 7.0 | 1.1 | 5.1 | 3.8 | 2.2 |
| over \$3,000..... | 3.3 | 0.4 | 4.9 | 5.3 | 4.4 | 0.2 | 2.0 | 1.6 | 11.0 | 7.9 | 5.3 | 1.5 | 19.2 | 2.9 | 8.8 |
| Corporate Tuition Assistance | | | | | | | | | | | | | | | |
| none..... | 98.3 | 98.3 | 98.3 | 98.4 | 96.0 | 98.3 | 98.3 | 98.6 | 97.8 | 98.1 | 98.0 | 98.7 | 97.2 | 95.7 | 96.9 |
| \$1-\$499..... | 0.5 | 0.7 | 0.4 | 0.3 | 0.9 | 0.7 | 0.4 | 0.5 | 0.4 | 0.3 | 0.5 | 0.3 | 0.2 | 1.0 | 0.8 |
| \$500-\$999..... | 0.5 | 0.5 | 0.5 | 0.4 | 2.0 | 0.5 | 0.3 | 0.6 | 0.5 | 0.4 | 0.3 | 0.3 | 0.5 | 2.4 | 0.7 |
| \$1,000-\$1,499..... | 0.3 | 0.3 | 0.3 | 0.3 | 0.2 | 0.3 | 0.3 | 0.1 | 0.4 | 0.5 | 0.4 | 0.3 | 0.4 | 0.0 | 0.8 |
| \$1,500-\$1,999..... | 0.1 | 0.1 | 0.1 | 0.1 | 0.4 | 0.1 | 0.2 | 0.1 | 0.1 | 0.2 | 0.2 | 0.1 | 0.3 | 0.5 | 0.1 |
| \$2,000-\$3,000..... | 0.2 | 0.1 | 0.2 | 0.3 | 0.1 | 0.1 | 0.2 | 0.1 | 0.5 | 0.4 | 0.5 | 0.1 | 0.8 | 0.0 | 0.3 |
| over \$3,000..... | 0.1 | 0.1 | 0.2 | 0.2 | 0.5 | 0.0 | 0.3 | 0.1 | 0.4 | 0.2 | 0.2 | 0.1 | 0.6 | 0.5 | 0.4 |
| Other Private Grant | | | | | | | | | | | | | | | |
| none..... | 94.7 | 96.7 | 94.0 | 92.9 | 98.6 | 97.0 | 93.8 | 96.2 | 91.8 | 89.3 | 92.4 | 94.1 | 88.6 | 100.0 | 94.5 |
| \$1-\$499..... | 2.0 | 1.5 | 2.1 | 2.3 | 0.4 | 1.5 | 1.7 | 1.6 | 2.3 | 3.8 | 2.6 | 2.3 | 2.5 | 0.0 | 1.4 |
| \$500-\$999..... | 1.4 | 0.8 | 1.6 | 1.9 | 0.5 | 0.7 | 1.4 | 1.0 | 2.1 | 2.8 | 2.0 | 1.7 | 2.6 | 0.0 | 2.0 |
| \$1,000-\$1,499..... | 0.9 | 0.4 | 1.0 | 1.2 | 0.3 | 0.3 | 1.5 | 0.6 | 1.6 | 1.8 | 1.3 | 1.0 | 2.3 | 0.0 | 1.1 |
| \$1,500-\$1,999..... | 0.3 | 0.2 | 0.4 | 0.4 | 0.1 | 0.1 | 0.6 | 0.1 | 0.6 | 0.7 | 0.6 | 0.3 | 0.8 | 0.0 | 0.5 |
| \$2,000-\$3,000..... | 0.4 | 0.2 | 0.5 | 0.7 | 0.1 | 0.2 | 0.6 | 0.2 | 0.9 | 0.9 | 0.5 | 0.4 | 1.7 | 0.0 | 0.3 |
| over \$3,000..... | 0.3 | 0.1 | 0.4 | 0.5 | 0.1 | 0.1 | 0.3 | 0.1 | 0.7 | 0.7 | 0.6 | 0.3 | 1.5 | 0.0 | 0.3 |
| Student's G.I. Benefits | | | | | | | | | | | | | | | |
| none..... | 99.1 | 98.9 | 99.1 | 99.4 | 97.4 | 98.9 | 99.2 | 99.0 | 99.2 | 99.2 | 99.5 | 99.3 | 99.8 | 97.1 | 98.1 |
| \$1-\$499..... | 0.2 | 0.2 | 0.2 | 0.1 | 0.5 | 0.2 | 0.3 | 0.2 | 0.2 | 0.1 | 0.2 | 0.1 | 0.0 | 0.5 | 0.5 |
| \$500-\$999..... | 0.1 | 0.2 | 0.2 | 0.1 | 0.5 | 0.2 | 0.2 | 0.2 | 0.2 | 0.2 | 0.1 | 0.1 | 0.0 | 0.5 | 0.4 |
| \$1,000-\$1,499..... | 0.2 | 0.2 | 0.2 | 0.1 | 0.5 | 0.2 | 0.0 | 0.3 | 0.1 | 0.2 | 0.1 | 0.2 | 0.1 | 0.5 | 0.7 |
| \$1,500-\$1,999..... | 0.1 | 0.1 | 0.1 | 0.0 | 0.0 | 0.1 | 0.2 | 0.0 | 0.2 | 0.0 | 0.0 | 0.1 | 0.0 | 0.0 | 0.0 |
| \$2,000-\$3,000..... | 0.1 | 0.1 | 0.1 | 0.1 | 1.1 | 0.1 | 0.1 | 0.2 | 0.0 | 0.1 | 0.0 | 0.1 | 0.0 | 1.4 | 0.1 |
| over \$3,000..... | 0.2 | 0.3 | 0.1 | 0.2 | 0.1 | 0.3 | 0.1 | 0.1 | 0.1 | 0.2 | 0.1 | 0.3 | 0.0 | 0.0 | 0.3 |
| Parent's G.I. Benefits | | | | | | | | | | | | | | | |
| none..... | 99.5 | 99.4 | 99.6 | 99.5 | 99.3 | 99.5 | 98.4 | 99.6 | 99.5 | 99.6 | 99.5 | 99.5 | 99.6 | 99.5 | 98.7 |
| \$1-\$499..... | 0.2 | 0.3 | 0.1 | 0.1 | 0.4 | 0.3 | 0.6 | 0.1 | 0.2 | 0.1 | 0.1 | 0.1 | 0.1 | 0.5 | 0.3 |
| \$500-\$999..... | 0.1 | 0.1 | 0.1 | 0.1 | 0.1 | 0.1 | 0.3 | 0.1 | 0.2 | 0.0 | 0.2 | 0.1 | 0.0 | 0.0 | 0.3 |
| \$1,000-\$1,499..... | 0.1 | 0.0 | 0.0 | 0.1 | 0.1 | 0.0 | 0.2 | 0.0 | 0.1 | 0.1 | 0.0 | 0.1 | 0.0 | 0.0 | 0.3 |
| \$1,500-\$1,999..... | 0.0 | 0.0 | 0.1 | 0.0 | 0.0 | 0.0 | 0.1 | 0.1 | 0.0 | 0.1 | 0.1 | 0.0 | 0.0 | 0.0 | 0.2 |
| \$2,000-\$3,000..... | 0.0 | 0.0 | 0.0 | 0.0 | 0.1 | 0.0 | 0.3 | 0.0 | 0.0 | 0.0 | 0.1 | 0.0 | 0.0 | 0.0 | 0.3 |
| over \$3,000..... | 0.1 | 0.1 | 0.1 | 0.1 | 0.0 | 0.1 | 0.2 | 0.1 | 0.1 | 0.0 | 0.1 | 0.1 | 0.1 | 0.0 | 0.0 |

WEIGHTED NATIONAL NORMS FOR ALL MEN

FALL 1985

SOURCES FOR EDUCATIONAL EXPENSES

| AID WHICH NEED NOT BE REPAYED: | All Institutions | All 2-Year Colleges | All 4-Year Colleges | All Universities | Predominantly Black Colleges | 2-Year Colleges | | 4-Year Colleges | | | | Universities | | Predominantly Black Colleges | |
|--|------------------|---------------------|---------------------|------------------|------------------------------|-----------------|---------|-----------------|------------------|-------------|----------|--------------|---------|------------------------------|---------|
| | | | | | | Public | Private | Public | Private Nonsect. | Prot-estant | Catholic | Public | Private | Public | Private |
| Other Government Aid | | | | | | | | | | | | | | | |
| none..... | 97.7 | 98.5 | 97.0 | 97.7 | 96.8 | 98.5 | 98.5 | 95.7 | 98.5 | 98.9 | 98.6 | 98.1 | 96.4 | 96.6 | 97.2 |
| \$1-\$499..... | 0.4 | 0.5 | 0.5 | 0.3 | 2.0 | 0.5 | 0.3 | 0.7 | 0.2 | 0.4 | 0.3 | 0.3 | 0.2 | 2.4 | 0.9 |
| \$500-\$999..... | 0.3 | 0.2 | 0.3 | 0.2 | 0.1 | 0.3 | 0.1 | 0.3 | 0.3 | 0.2 | 0.2 | 0.3 | 0.1 | 0.0 | 0.5 |
| \$1,000-\$1,499..... | 0.3 | 0.3 | 0.3 | 0.2 | 0.2 | 0.3 | 0.4 | 0.3 | 0.3 | 0.2 | 0.2 | 0.2 | 0.1 | 0.0 | 0.7 |
| \$1,500-\$1,999..... | 0.1 | 0.1 | 0.1 | 0.2 | 0.0 | 0.1 | 0.1 | 0.1 | 0.1 | 0.0 | 0.0 | 0.2 | 0.1 | 0.0 | 0.1 |
| \$2,000-\$3,000..... | 0.1 | 0.1 | 0.1 | 0.2 | 0.0 | 0.1 | 0.2 | 0.1 | 0.1 | 0.1 | 0.1 | 0.3 | 0.1 | 0.0 | 0.1 |
| over \$3,000..... | 1.1 | 0.3 | 1.8 | 1.2 | 0.8 | 0.3 | 0.4 | 2.8 | 0.6 | 0.2 | 0.5 | 0.6 | 3.1 | 1.0 | 0.5 |
| AID WHICH MUST BE REPAYED: | | | | | | | | | | | | | | | |
| Federal Guaranteed Student Loan | | | | | | | | | | | | | | | |
| none..... | 77.2 | 75.9 | 76.8 | 79.6 | 85.4 | 76.1 | 74.7 | 83.2 | 71.2 | 65.3 | 64.1 | 82.7 | 68.2 | 90.4 | 70.8 |
| \$1-\$499..... | 1.3 | 1.5 | 1.2 | 1.0 | 1.8 | 1.4 | 1.9 | 1.4 | 1.0 | 0.9 | 1.3 | 1.1 | 0.6 | 1.9 | 1.6 |
| \$500-\$999..... | 2.3 | 2.4 | 2.3 | 2.0 | 1.4 | 2.3 | 3.3 | 2.3 | 2.2 | 2.5 | 2.6 | 2.2 | 1.5 | 1.0 | 2.8 |
| \$1,000-\$1,499..... | 3.5 | 3.5 | 3.6 | 3.3 | 2.2 | 3.4 | 4.0 | 2.9 | 3.9 | 5.4 | 5.1 | 3.1 | 4.0 | 1.0 | 6.0 |
| \$1,500-\$1,999..... | 2.7 | 2.8 | 2.9 | 2.4 | 1.9 | 2.8 | 3.0 | 2.1 | 3.5 | 4.4 | 4.5 | 2.1 | 3.7 | 1.4 | 3.2 |
| \$2,000-\$3,000..... | 12.1 | 13.0 | 12.2 | 10.7 | 6.4 | 13.1 | 11.6 | 7.5 | 16.7 | 20.3 | 21.1 | 8.0 | 20.6 | 3.8 | 13.9 |
| over \$3,000..... | 0.9 | 0.9 | 1.0 | 1.0 | 0.8 | 0.8 | 1.5 | 0.6 | 1.5 | 1.2 | 1.3 | 0.8 | 1.4 | 0.5 | 1.7 |
| National Direct Student Loan | | | | | | | | | | | | | | | |
| none..... | 94.6 | 96.0 | 94.0 | 93.6 | 96.5 | 96.2 | 94.0 | 96.4 | 92.4 | 88.2 | 90.0 | 95.5 | 86.8 | 98.1 | 91.8 |
| \$1-\$499..... | 0.9 | 0.8 | 1.1 | 0.9 | 1.0 | 0.7 | 1.0 | 1.0 | 1.2 | 1.3 | 1.1 | 0.8 | 1.1 | 1.0 | 1.2 |
| \$500-\$999..... | 1.4 | 0.9 | 1.6 | 1.8 | 1.0 | 0.9 | 1.2 | 1.1 | 1.7 | 3.1 | 2.3 | 1.5 | 2.7 | 0.5 | 2.5 |
| \$1,000-\$1,499..... | 1.3 | 0.8 | 1.4 | 1.7 | 0.7 | 0.7 | 1.8 | 0.7 | 1.7 | 3.6 | 2.7 | 1.1 | 3.7 | 0.5 | 1.4 |
| \$1,500-\$1,999..... | 0.7 | 0.4 | 0.8 | 1.0 | 0.2 | 0.4 | 0.7 | 0.3 | 1.2 | 1.9 | 1.7 | 0.4 | 3.0 | 0.0 | 0.8 |
| \$2,000-\$3,000..... | 1.0 | 0.9 | 1.0 | 1.0 | 0.5 | 0.9 | 1.0 | 0.4 | 1.6 | 1.8 | 2.0 | 0.6 | 2.4 | 0.0 | 2.0 |
| over \$3,000..... | 0.1 | 0.1 | 0.1 | 0.1 | 0.1 | 0.1 | 0.2 | 0.0 | 0.2 | 0.2 | 0.2 | 0.1 | 0.2 | 0.0 | 0.3 |
| Other College Loan | | | | | | | | | | | | | | | |
| none..... | 96.3 | 96.6 | 96.0 | 96.1 | 97.3 | 96.5 | 96.9 | 97.0 | 94.8 | 94.7 | 94.6 | 96.7 | 93.8 | 97.6 | 96.3 |
| \$1-\$499..... | 0.6 | 0.6 | 0.7 | 0.5 | 0.2 | 0.6 | 0.4 | 0.6 | 0.8 | 0.9 | 0.7 | 0.6 | 0.4 | 0.0 | 0.6 |
| \$500-\$999..... | 0.7 | 0.7 | 0.8 | 0.7 | 1.3 | 0.7 | 0.7 | 0.7 | 0.9 | 1.0 | 1.0 | 0.7 | 0.8 | 1.4 | 1.0 |
| \$1,000-\$1,499..... | 0.6 | 0.6 | 0.7 | 0.7 | 0.5 | 0.6 | 0.4 | 0.5 | 1.0 | 1.1 | 0.9 | 0.6 | 1.0 | 0.5 | 0.7 |
| \$1,500-\$1,999..... | 0.4 | 0.4 | 0.4 | 0.5 | 0.1 | 0.4 | 0.3 | 0.3 | 0.5 | 0.5 | 0.5 | 0.4 | 0.7 | 0.0 | 0.4 |
| \$2,000-\$3,000..... | 1.0 | 1.0 | 1.0 | 0.9 | 0.6 | 1.0 | 0.9 | 0.6 | 1.3 | 1.3 | 1.8 | 0.7 | 1.7 | 0.5 | 0.9 |
| over \$3,000..... | 0.4 | 0.2 | 0.4 | 0.6 | 0.0 | 0.1 | 0.4 | 0.2 | 0.8 | 0.5 | 0.5 | 0.3 | 1.6 | 0.0 | 0.2 |
| Other Loan | | | | | | | | | | | | | | | |
| none..... | 96.3 | 96.1 | 96.3 | 96.5 | 98.0 | 96.0 | 96.9 | 96.9 | 95.5 | 96.0 | 95.0 | 96.7 | 95.5 | 99.0 | 95.1 |
| \$1-\$499..... | 0.6 | 0.8 | 0.6 | 0.5 | 0.1 | 0.8 | 0.7 | 0.6 | 0.5 | 0.5 | 0.5 | 0.6 | 0.3 | 0.0 | 0.6 |
| \$500-\$999..... | 0.6 | 0.7 | 0.6 | 0.5 | 0.5 | 0.7 | 0.3 | 0.7 | 0.5 | 0.5 | 0.6 | 0.6 | 0.4 | 0.5 | 0.6 |
| \$1,000-\$1,499..... | 0.7 | 0.7 | 0.6 | 0.6 | 0.2 | 0.7 | 0.8 | 0.5 | 0.8 | 0.8 | 0.7 | 0.6 | 0.5 | 0.0 | 1.0 |
| \$1,500-\$1,999..... | 0.4 | 0.5 | 0.3 | 0.3 | 0.2 | 0.5 | 0.4 | 0.2 | 0.5 | 0.5 | 0.5 | 0.3 | 0.4 | 0.0 | 0.6 |
| \$2,000-\$3,000..... | 0.9 | 0.9 | 0.9 | 0.9 | 0.6 | 0.9 | 0.5 | 0.7 | 1.0 | 1.0 | 1.4 | 0.8 | 1.3 | 0.5 | 1.0 |
| over \$3,000..... | 0.6 | 0.4 | 0.6 | 0.7 | 0.3 | 0.4 | 0.5 | 0.3 | 1.2 | 0.7 | 1.2 | 0.5 | 1.6 | 0.0 | 1.2 |

WEIGHTED NATIONAL NORMS FOR ALL MEN

FALL 1985

SOURCES FOR EDUCATIONAL EXPENSES

| OTHER AID: | All Institutions | All 2-Year Colleges | All 4-Year Colleges | All Universities | Predominantly Black Colleges | 2-Year Colleges | | 4-Year Colleges | | | | Universities | | Predominantly Black Colleges | | |
|--|------------------|---------------------|---------------------|------------------|------------------------------|-----------------|---------|-----------------|---------|----------|-------------|--------------|--------|------------------------------|--------|---------|
| | | | | | | Public | Private | Public | Private | Nonsect. | Prot-estant | Catholic | Public | Private | Public | Private |
| Aid not Mentioned Above | | | | | | | | | | | | | | | | |
| none..... | 97.9 | 98.3 | 97.6 | 97.8 | 97.7 | 98.3 | 98.3 | 97.9 | 97.4 | 97.0 | 97.2 | 97.9 | 97.4 | 97.6 | 98.0 | |
| \$1-\$499..... | 0.6 | 0.6 | 0.6 | 0.6 | 0.5 | 0.6 | 0.4 | 0.6 | 0.5 | 0.9 | 0.6 | 0.7 | 0.4 | 0.5 | 0.4 | |
| \$500-\$999..... | 0.4 | 0.3 | 0.5 | 0.4 | 0.5 | 0.3 | 0.1 | 0.4 | 0.4 | 0.7 | 0.5 | 0.4 | 0.3 | 0.5 | 0.4 | |
| \$1,000-\$1,499..... | 0.3 | 0.3 | 0.3 | 0.3 | 0.1 | 0.3 | 0.4 | 0.2 | 0.4 | 0.3 | 0.5 | 0.3 | 0.3 | 0.0 | 0.6 | |
| \$1,500-\$1,999..... | 0.2 | 0.1 | 0.2 | 0.1 | 1.1 | 0.1 | 0.2 | 0.3 | 0.2 | 0.2 | 0.3 | 0.1 | 0.1 | 1.4 | 0.1 | |
| \$2,000-\$3,000..... | 0.2 | 0.2 | 0.2 | 0.2 | 0.0 | 0.2 | 0.4 | 0.1 | 0.3 | 0.3 | 0.5 | 0.2 | 0.4 | 0.0 | 0.2 | |
| over \$3,000..... | 0.5 | 0.3 | 0.6 | 0.5 | 0.1 | 0.3 | 0.3 | 0.5 | 0.8 | 0.6 | 0.5 | 0.4 | 1.1 | 0.0 | 0.4 | |
| Aid Awarded on Basis of | | | | | | | | | | | | | | | | |
| academic merit..... | 48.6 | 25.3 | 56.5 | 61.6 | 50.7 | 24.1 | 34.8 | 56.1 | 54.8 | 61.0 | 56.2 | 58.9 | 68.9 | 53.9 | 43.1 | |
| financial need..... | 78.0 | 82.9 | 77.6 | 71.3 | 86.9 | 82.9 | 83.1 | 73.9 | 83.0 | 79.5 | 80.1 | 68.8 | 77.9 | 88.3 | 83.5 | |
| athletic talent..... | 16.4 | 13.0 | 22.2 | 10.7 | 29.9 | 10.3 | 32.4 | 21.2 | 18.8 | 27.8 | 27.6 | 10.2 | 12.1 | 32.4 | 23.7 | |
| other talent..... | 8.9 | 5.0 | 12.2 | 8.3 | 27.6 | 4.0 | 13.8 | 13.9 | 10.7 | 12.7 | 5.5 | 7.8 | 9.6 | 34.6 | 7.3 | |
| other..... | 21.5 | 22.2 | 21.6 | 20.3 | 13.9 | 21.5 | 27.2 | 21.0 | 21.5 | 24.8 | 19.0 | 20.7 | 19.3 | 10.9 | 19.9 | |
| Concern about Financing College | | | | | | | | | | | | | | | | |
| no concern..... | 40.7 | 41.0 | 39.9 | 41.4 | 27.2 | 40.5 | 45.9 | 40.8 | 39.7 | 38.8 | 35.2 | 41.4 | 41.1 | 24.9 | 33.5 | |
| some concern..... | 47.5 | 47.6 | 47.7 | 47.2 | 51.1 | 48.2 | 42.6 | 46.9 | 48.2 | 48.7 | 50.2 | 47.0 | 47.8 | 51.8 | 49.2 | |
| major concern..... | 11.8 | 11.4 | 12.4 | 11.5 | 21.7 | 11.4 | 11.5 | 12.3 | 12.1 | 12.5 | 14.6 | 11.6 | 11.1 | 23.3 | 17.3 | |
| Residence Planned During | | | | | | | | | | | | | | | | |
| Fall Term | | | | | | | | | | | | | | | | |
| with parents or relatives..... | 29.9 | 48.5 | 22.4 | 15.2 | 19.2 | 51.9 | 17.4 | 27.4 | 17.1 | 8.3 | 26.3 | 16.7 | 9.8 | 22.6 | 10.1 | |
| other private home or apartment. | 6.4 | 12.3 | 2.8 | 3.4 | 5.4 | 13.2 | 3.2 | 3.1 | 3.0 | 1.5 | 2.3 | 4.0 | 1.6 | 5.4 | 5.7 | |
| college dormitory..... | 60.2 | 35.4 | 72.0 | 76.9 | 72.9 | 31.1 | 74.4 | 66.4 | 77.3 | 88.0 | 69.2 | 74.7 | 85.1 | 69.6 | 81.6 | |
| fraternity or sorority house.... | 0.8 | 0.4 | 0.5 | 1.9 | 0.1 | 0.4 | 0.3 | 0.4 | 0.7 | 0.6 | 0.2 | 2.3 | 0.6 | 0.0 | 0.4 | |
| other campus housing..... | 2.1 | 2.5 | 1.8 | 2.2 | 1.8 | 2.3 | 3.5 | 2.1 | 1.6 | 1.2 | 1.5 | 2.0 | 2.8 | 1.8 | 1.8 | |
| other..... | 0.7 | 1.1 | 0.5 | 0.3 | 0.6 | 1.1 | 1.2 | 0.7 | 0.3 | 0.4 | 0.4 | 0.4 | 0.2 | 0.6 | 0.4 | |
| Residence Preferred During | | | | | | | | | | | | | | | | |
| Fall Term | | | | | | | | | | | | | | | | |
| with parents or relatives..... | 17.6 | 28.3 | 14.9 | 8.4 | 15.7 | 30.0 | 13.4 | 17.1 | 12.4 | 9.8 | 16.7 | 8.9 | 6.5 | 18.0 | 11.1 | |
| other private home or apartment. | 28.1 | 32.0 | 26.4 | 25.7 | 38.4 | 32.2 | 29.4 | 28.4 | 25.6 | 22.3 | 21.2 | 28.6 | 15.6 | 36.0 | 43.2 | |
| college dormitory..... | 40.4 | 26.7 | 44.4 | 51.3 | 32.1 | 25.4 | 38.0 | 40.1 | 49.5 | 51.6 | 46.8 | 47.0 | 66.4 | 30.6 | 35.1 | |
| fraternity or sorority house.... | 6.8 | 5.8 | 6.7 | 8.2 | 3.9 | 5.3 | 10.0 | 6.4 | 6.3 | 8.8 | 7.0 | 8.7 | 6.3 | 4.5 | 2.6 | |
| other campus housing..... | 4.6 | 3.8 | 5.2 | 4.7 | 7.3 | 3.6 | 5.9 | 5.5 | 4.2 | 5.4 | 6.4 | 4.8 | 4.4 | 8.1 | 5.6 | |
| other..... | 2.5 | 3.4 | 2.3 | 1.7 | 2.6 | 3.4 | 3.2 | 2.5 | 2.0 | 2.0 | 1.8 | 1.9 | 0.9 | 2.7 | 2.3 | |
| Disabilities | | | | | | | | | | | | | | | | |
| hearing..... | 1.1 | 1.3 | 1.1 | 0.7 | 0.8 | 1.3 | 1.6 | 1.1 | 1.0 | 1.2 | 0.8 | 0.8 | 0.5 | 1.0 | 0.5 | |
| speech..... | 0.4 | 0.5 | 0.5 | 0.2 | 1.9 | 0.5 | 0.3 | 0.5 | 0.3 | 0.3 | 0.5 | 0.2 | 0.3 | 2.4 | 0.5 | |
| orthopedic..... | 0.9 | 1.0 | 0.9 | 0.7 | 0.4 | 1.0 | 0.6 | 0.8 | 0.9 | 1.2 | 0.9 | 0.7 | 0.9 | 0.5 | 0.4 | |
| learning disability..... | 1.3 | 2.0 | 1.2 | 0.6 | 1.9 | 1.8 | 3.8 | 0.8 | 1.7 | 2.0 | 1.4 | 0.5 | 0.7 | 2.4 | 0.4 | |
| health-related..... | 1.1 | 1.3 | 1.0 | 0.9 | 1.4 | 1.3 | 1 | 0.9 | 0.8 | 1.4 | 1.4 | 0.9 | 0.7 | 1.4 | 1.3 | |
| partially sighted/blind..... | 2.2 | 2.1 | 2.3 | 2.2 | 1.3 | 2.1 | 1 | 2.0 | 2.8 | 3.1 | 2.5 | 2.2 | 2.3 | 1.0 | 2.4 | |
| other..... | 1.4 | 1.7 | 1.3 | 1.0 | 1.3 | 1.7 | 1 | 1.2 | 1.3 | 1.5 | 1.4 | 1.0 | 1.0 | 1.4 | 0.9 | |

WEIGHTED NATIONAL NORMS FOR ALL MEN

FALL 1985

| Students Estimate Chances are Very Good That They Will | All Insti- tutions | All 2-Year Colleges | All 4-Year Colleges | All Uni- versities | Predomi- nantly Black Colleges | 2-Year Colleges | | 4-Year Colleges | | | | Universities | | Predominantly Black Colleges | | |
|--|-----------------------|---------------------------|---------------------------|-----------------------|---|--------------------|---------|-----------------|---------------------|-----------------|----------|--------------|---------|---------------------------------|---------|--|
| | | | | | | Public | Private | Public | Private Nonsect. | Prot- estant | Catholic | Public | Private | Public | Private | |
| | | | | | | | | | | | | | | | | |
| change major field..... | 11.9 | 8.2 | 13.2 | 15.3 | 12.5 | 7.8 | 12.1 | 13.1 | 13.3 | 13.4 | 13.0 | 15.3 | 15.3 | 14.0 | 8.6 | |
| change career choice..... | 10.6 | 6.9 | 12.1 | 13.7 | 9.7 | 6.4 | 10.8 | 11.5 | 12.8 | 12.9 | 12.1 | 13.1 | 15.6 | 10.7 | 7.1 | |
| fail one or more courses..... | 1.7 | 1.4 | 1.9 | 1.7 | 3.0 | 1.4 | 1.8 | 2.0 | 1.8 | 1.8 | 1.4 | 1.8 | 1.4 | 3.4 | 2.0 | |
| graduate with honors..... | 13.0 | 10.3 | 14.4 | 14.8 | 29.8 | 10.3 | 10.3 | 14.0 | 15.9 | 13.5 | 14.4 | 13.1 | 20.6 | 30.5 | 27.8 | |
| be elected to student office.... | 3.5 | 1.9 | 4.8 | 3.6 | 12.5 | 1.7 | 3.4 | 4.5 | 5.6 | 4.8 | 5.0 | 3.1 | 5.5 | 12.2 | 13.1 | |
| get job to pay college expenses. | 34.8 | 32.8 | 36.0 | 36.0 | 29.0 | 33.9 | 22.9 | 35.3 | 37.3 | 35.7 | 37.1 | 34.8 | 39.8 | 29.7 | 27.1 | |
| work full-time while attending.. | 3.5 | 3.9 | 4.0 | 2.1 | 8.3 | 4.1 | 2.6 | 4.9 | 3.5 | 2.0 | 2.4 | 2.3 | 1.5 | 9.5 | 5.1 | |
| join social frat or sorority.... | 15.1 | 8.9 | 17.4 | 20.8 | 25.4 | 8.6 | 11.7 | 15.5 | 20.5 | 19.7 | 16.1 | 19.7 | 24.7 | 23.9 | 29.4 | |
| live in coeducational dormitory. | 28.8 | 19.9 | 29.4 | 41.1 | 13.0 | 20.6 | 14.1 | 29.4 | 32.6 | 27.0 | 21.7 | 39.1 | 47.8 | 14.5 | 8.7 | |
| play varsity athletics..... | 20.5 | 17.5 | 27.4 | 14.0 | 25.2 | 15.7 | 34.1 | 24.3 | 28.3 | 35.9 | 31.9 | 12.6 | 18.5 | 25.0 | 25.6 | |
| be elected to an honor society.. | 6.9 | 3.5 | 8.6 | 9.4 | 17.3 | 3.2 | 5.7 | 8.0 | 9.5 | 9.3 | 8.3 | 8.0 | 14.3 | 16.2 | 20.3 | |
| make at least a "B" average..... | 39.1 | 33.2 | 39.4 | 47.2 | 42.0 | 34.1 | 25.6 | 37.1 | 42.5 | 40.4 | 44.5 | 43.8 | 58.3 | 38.8 | 50.8 | |
| need extra time for degree..... | 6.1 | 5.4 | 6.1 | 7.2 | 11.0 | 5.2 | 6.8 | 6.3 | 5.9 | 5.8 | 5.5 | 8.0 | 4.6 | 11.2 | 10.4 | |
| get tutoring in some courses.... | 9.9 | 9.8 | 10.7 | 8.6 | 19.5 | 9.1 | 16.2 | 10.6 | 10.7 | 11.1 | 10.7 | 8.5 | 9.0 | 18.4 | 22.2 | |
| work at outside job..... | 17.9 | 20.2 | 17.3 | 15.5 | 11.9 | 21.1 | 11.8 | 18.0 | 16.9 | 14.5 | 18.5 | 15.9 | 14.2 | 11.6 | 12.8 | |
| seek vocational counseling..... | 5.2 | 4.1 | 5.8 | 5.9 | 10.3 | 3.9 | 6.0 | 5.5 | 6.4 | 5.7 | 6.4 | 5.2 | 8.5 | 11.2 | 7.8 | |
| seek individual counseling..... | 3.7 | 3.3 | 4.3 | 3.4 | 8.3 | 3.1 | 4.9 | 4.2 | 4.5 | 4.2 | 5.1 | 3.2 | 3.9 | 8.5 | 7.8 | |
| get bachelor's degree..... | 66.0 | 48.4 | 74.4 | 78.9 | 64.9 | 48.2 | 50.6 | 74.0 | 75.9 | 73.9 | 73.9 | 76.5 | 86.9 | 60.6 | 76.8 | |
| participate in student protests. | 4.9 | 3.3 | 5.8 | 6.1 | 9.6 | 3.2 | 3.8 | 4.9 | 7.9 | 5.7 | 4.9 | 5.6 | 7.9 | 7.9 | 14.1 | |
| drop out temporarily..... | 1.3 | 1.3 | 1.6 | 1.0 | 4.2 | 1.2 | 1.7 | 1.8 | 1.4 | 1.3 | 0.9 | 1.1 | 0.8 | 5.0 | 2.0 | |
| drop out permanently..... | 0.9 | 0.9 | 1.1 | 0.7 | 2.7 | 0.8 | 1.4 | 1.2 | 0.7 | 0.9 | 1.1 | 0.7 | 0.5 | 3.4 | 0.9 | |
| transfer to another college..... | 10.3 | 13.0 | 10.9 | 5.5 | 13.2 | 11.9 | 22.2 | 11.6 | 8.3 | 13.1 | 9.7 | 6.0 | 3.8 | 14.2 | 10.4 | |
| be satisfied with college..... | 48.6 | 43.4 | 49.2 | 55.5 | 41.4 | 43.8 | 39.8 | 46.2 | 55.1 | 50.0 | 49.7 | 52.1 | 66.9 | 39.3 | 47.0 | |
| find job in preferred field..... | 66.6 | 64.4 | 66.9 | 69.5 | 62.2 | 65.3 | 56.0 | 66.9 | 66.5 | 67.0 | 68.3 | 68.4 | 72.9 | 59.0 | 70.9 | |
| marry while in college..... | 3.3 | 2.6 | 4.0 | 3.3 | 4.6 | 2.6 | 2.6 | 3.8 | 4.1 | 5.1 | 2.9 | 3.6 | 2.2 | 5.0 | 3.4 | |
| marry within a year after coll.. | 13.1 | 11.9 | 14.8 | 12.2 | 14.8 | 11.6 | 14.3 | 15.0 | 13.5 | 17.8 | 11.6 | 13.0 | 9.7 | 15.7 | 12.4 | |
| Objectives Considered to be Essential or Very Important | | | | | | | | | | | | | | | | |
| achieve in a performing art..... | 9.9 | 7.6 | 11.5 | 10.8 | 16.2 | 7.0 | 12.3 | 11.0 | 13.5 | 11.4 | 9.3 | 10.4 | 12.0 | 17.4 | 13.1 | |
| become authority in my field.... | 73.1 | 70.7 | 74.3 | 74.7 | 79.5 | 70.7 | 70.6 | 74.0 | 75.6 | 73.7 | 73.7 | 74.4 | 75.8 | 77.6 | 84.4 | |
| obtain recog from colleagues.... | 57.1 | 53.4 | 58.2 | 60.8 | 66.2 | 52.8 | 58.2 | 58.2 | 60.2 | 53.9 | 59.0 | 60.5 | 61.7 | 64.2 | 71.4 | |
| influence political structure... | 18.9 | 15.0 | 21.4 | 20.7 | 36.1 | 14.4 | 20.8 | 20.6 | 24.1 | 20.2 | 20.3 | 19.7 | 24.3 | 36.0 | 36.5 | |
| influence social values..... | 30.5 | 27.3 | 34.0 | 29.7 | 46.2 | 26.1 | 37.4 | 31.0 | 39.1 | 36.0 | 35.4 | 29.0 | 32.1 | 44.9 | 49.4 | |
| raise a family..... | 69.3 | 66.3 | 71.4 | 70.4 | 69.0 | 65.7 | 72.0 | 70.0 | 71.5 | 75.4 | 73.9 | 69.8 | 72.4 | 67.8 | 72.3 | |
| have admin. responsibility..... | 44.7 | 42.2 | 46.5 | 45.5 | 57.2 | 41.7 | 46.9 | 47.9 | 44.8 | 42.9 | 48.5 | 46.0 | 43.9 | 58.3 | 54.3 | |
| be very well off financially.... | 75.4 | 77.4 | 73.8 | 75.0 | 86.8 | 77.6 | 75.0 | 76.3 | 72.2 | 66.3 | 75.0 | 76.1 | 71.1 | 86.7 | 87.1 | |
| help others in difficulty..... | 55.1 | 51.1 | 59.0 | 54.9 | 72.9 | 50.1 | 59.5 | 56.5 | 62.3 | 61.9 | 62.1 | 53.2 | 60.5 | 72.0 | 75.4 | |
| theoretical contrib to science.. | 17.0 | 14.4 | 16.4 | 21.6 | 24.3 | 14.3 | 14.7 | 17.3 | 16.1 | 13.8 | 15.4 | 21.1 | 23.2 | 24.1 | 24.8 | |
| write original works..... | 11.3 | 8.4 | 12.7 | 13.3 | 17.1 | 8.0 | 11.9 | 11.6 | 15.7 | 12.1 | 11.6 | 12.7 | 15.4 | 17.6 | 15.8 | |
| create artistic work..... | 10.6 | 9.7 | 11.4 | 10.7 | 18.7 | 9.2 | 14.0 | 10.6 | 14.4 | 9.4 | 10.5 | 10.8 | 10.2 | 19.9 | 15.5 | |
| be successful in my own business | 56.2 | 58.0 | 56.0 | 53.8 | 74.1 | 57.6 | 62.0 | 55.3 | 58.2 | 53.7 | 58.3 | 55.0 | 50.0 | 74.6 | 72.7 | |
| be involved in environ cleanup.. | 23.4 | 24.8 | 23.5 | 21.2 | 38.3 | 24.3 | 28.9 | 23.9 | 24.0 | 21.2 | 22.4 | 21.8 | 19.5 | 40.0 | 33.8 | |
| develop philosophy of life..... | 43.6 | 37.9 | 47.1 | 46.6 | 67.4 | 36.5 | 50.3 | 45.7 | 49.9 | 48.0 | 46.5 | 44.3 | 54.2 | 69.3 | 62.5 | |
| participate in community action. | 20.8 | 18.6 | 23.3 | 20.2 | 42.3 | 17.6 | 26.8 | 22.5 | 25.2 | 22.7 | 24.4 | 19.9 | 21.3 | 41.9 | 43.4 | |
| promote racial understanding.... | 30.8 | 25.7 | 35.5 | 31.1 | 67.5 | 24.6 | 35.2 | 33.6 | 40.1 | 35.0 | 34.3 | 29.4 | 36.7 | 65.2 | 73.8 | |
| be expert on finance/commerce... | 30.7 | 27.3 | 33.5 | 31.3 | 56.7 | 26.8 | 31.3 | 33.4 | 34.9 | 30.1 | 36.3 | 31.4 | 31.2 | 59.0 | 50.6 | |

WEIGHTED NATIONAL NORMS FOR ALL MEN

FALL 1985

| | All Insti- tutions | All 2-Year Colleges | All 4-Year Colleges | All Uni- versities | Predomi- nantly Black Colleges | 2-Year Colleges | | 4-Year Colleges | | | | Universities | | Predominantly Black Colleges | |
|--|-----------------------|---------------------------|---------------------------|-----------------------|---|--------------------|---------|-----------------|---------|-----------------|----------|--------------|---------|---------------------------------|---------|
| | | | | | | Public | Private | Public | Private | Prot- estant | Catholic | Public | Private | Public | Private |
| | | | | | | | | | | | | | | | |
| Political Orientation | | | | | | | | | | | | | | | |
| far left..... | 2.2 | 2.0 | 2.4 | 2.1 | 5.7 | 2.0 | 2.8 | 2.4 | 2.8 | 2.0 | 2.0 | 2.1 | 2.0 | 6.7 | 2.8 |
| liberal..... | 19.9 | 16.7 | 21.3 | 22.5 | 25.9 | 16.5 | 17.7 | 20.5 | 23.9 | 20.2 | 20.8 | 21.7 | 25.2 | 24.1 | 31.1 |
| middle of the road..... | 52.2 | 59.3 | 48.9 | 47.3 | 42.9 | 60.3 | 50.9 | 51.3 | 44.8 | 45.2 | 51.1 | 49.2 | 40.6 | 42.6 | 43.7 |
| conservative..... | 23.5 | 19.9 | 25.0 | 26.2 | 22.1 | 19.3 | 25.8 | 23.4 | 26.4 | 30.3 | 23.9 | 25.2 | 29.9 | 22.6 | 20.8 |
| far right..... | 2.1 | 2.0 | 2.3 | 1.9 | 3.4 | 1.9 | 2.9 | 2.4 | 2.1 | 2.3 | 2.1 | 1.8 | 2.3 | 4.1 | 1.6 |
| Agree Strongly or Somewhat | | | | | | | | | | | | | | | |
| gov't not protecting consumer... | 58.2 | 62.5 | 57.7 | 53.0 | 67.0 | 62.5 | 62.2 | 57.9 | 58.4 | 55.5 | 57.1 | 53.4 | 51.4 | 64.8 | 73.2 |
| gov't not promoting disarmament. | 58.5 | 57.1 | 58.8 | 59.8 | 67.3 | 57.3 | 56.1 | 56.9 | 62.9 | 56.8 | 63.7 | 58.5 | 64.4 | 64.4 | 75.2 |
| gov't not controlling pollution. | 75.8 | 75.5 | 76.0 | 76.0 | 72.9 | 75.8 | 73.1 | 75.9 | 76.8 | 75.0 | 74.9 | 75.4 | 78.1 | 71.5 | 76.6 |
| fed gov't discourage energy use. | 68.6 | 68.4 | 69.2 | 68.0 | 71.8 | 68.4 | 68.9 | 69.1 | 70.5 | 67.9 | 68.0 | 67.9 | 68.3 | 72.5 | 69.7 |
| raise taxes to reduce deficit... | 26.2 | 22.5 | 26.8 | 30.5 | 27.4 | 22.3 | 24.3 | 26.7 | 27.4 | 26.9 | 24.8 | 30.4 | 31.1 | 28.5 | 24.5 |
| increase fed military spending.. | 34.4 | 35.2 | 35.4 | 31.8 | 35.1 | 34.5 | 41.3 | 38.2 | 31.2 | 34.8 | 28.2 | 33.4 | 26.4 | 38.5 | 25.3 |
| nuclear disarmament attainable.. | 51.7 | 53.5 | 51.4 | 49.5 | 54.9 | 53.8 | 50.8 | 51.3 | 52.0 | 50.1 | 52.8 | 49.4 | 49.8 | 53.7 | 58.4 |
| abolish death penalty..... | 22.6 | 21.4 | 23.9 | 22.1 | 49.4 | 21.1 | 24.2 | 23.2 | 25.5 | 22.2 | 27.6 | 20.9 | 26.0 | 51.7 | 43.1 |
| need national health care plan.. | 57.3 | 61.5 | 57.6 | 51.0 | 69.8 | 61.8 | 58.5 | 58.2 | 58.2 | 53.0 | 59.4 | 51.2 | 50.3 | 68.8 | 72.7 |
| abortion should be legalized.... | 54.5 | 53.5 | 52.6 | 59.0 | 46.3 | 54.0 | 49.4 | 54.4 | 55.0 | 47.7 | 38.6 | 60.1 | 55.1 | 41.2 | 60.7 |
| high school grading too easy.... | 50.6 | 47.4 | 51.1 | 54.5 | 38.5 | 48.0 | 42.6 | 51.0 | 50.9 | 52.4 | 49.8 | 53.6 | 57.3 | 38.2 | 39.3 |
| women's activities best in home. | 29.5 | 32.5 | 29.8 | 24.6 | 38.5 | 32.2 | 35.2 | 30.0 | 29.4 | 29.8 | 29.1 | 25.3 | 22.0 | 40.6 | 32.9 |
| live together before marriage... | 52.1 | 55.4 | 48.6 | 52.7 | 54.8 | 56.0 | 49.5 | 50.6 | 49.4 | 40.6 | 45.5 | 53.3 | 50.5 | 54.0 | 57.0 |
| women should get job equality... | 86.4 | 84.2 | 87.1 | 88.6 | 83.7 | 84.4 | 82.6 | 87.4 | 87.4 | 86.3 | 85.6 | 88.1 | 90.2 | 82.7 | 86.7 |
| wealthy should pay more taxes... | 73.5 | 75.3 | 73.4 | 70.9 | 70.9 | 76.1 | 67.7 | 75.8 | 69.9 | 70.9 | 71.7 | 72.3 | 66.1 | 68.2 | 78.3 |
| marijuana should be legalized... | 24.8 | 25.3 | 23.7 | 26.1 | 30.6 | 25.6 | 22.2 | 23.7 | 25.7 | 20.7 | 21.2 | 27.2 | 22.4 | 32.6 | 25.1 |
| busing ok to achieve balance.... | 51.6 | 55.0 | 52.3 | 45.7 | 73.6 | 54.6 | 59.2 | 52.8 | 53.0 | 50.2 | 49.4 | 45.8 | 45.4 | 73.9 | 73.0 |
| prohibit homosexual relations... | 58.3 | 64.4 | 58.3 | 49.7 | 69.7 | 64.0 | 67.2 | 59.9 | 53.9 | 61.1 | 56.7 | 52.5 | 39.9 | 72.8 | 60.9 |
| col regulate students off campus | 15.7 | 17.1 | 16.7 | 12.1 | 36.8 | 16.6 | 22.0 | 16.9 | 16.8 | 16.6 | 15.1 | 12.1 | 12.3 | 41.5 | 24.0 |
| students help evaluate faculty.. | 70.9 | 69.0 | 70.8 | 73.6 | 67.3 | 69.2 | 67.9 | 70.4 | 72.0 | 69.8 | 72.1 | 73.2 | 75.1 | 66.3 | 70.1 |
| college has right to ban speaker | 27.5 | 30.7 | 27.3 | 23.4 | 36.3 | 30.3 | 34.1 | 27.9 | 25.9 | 28.2 | 26.0 | 24.1 | 21.1 | 39.4 | 27.8 |
| one can do little to change soc. | 39.9 | 43.3 | 38.6 | 37.1 | 44.6 | 43.5 | 42.1 | 39.7 | 37.4 | 36.1 | 38.0 | 38.7 | 31.7 | 45.8 | 41.3 |
| college increases earning power. | 74.4 | 79.4 | 72.8 | 69.9 | 81.0 | 80.1 | 73.3 | 76.0 | 67.8 | 68.9 | 72.7 | 72.7 | 60.2 | 81.5 | 79.8 |
| Permission to Use Student I.D.? | | | | | | | | | | | | | | | |
| yes | 78.1 | 76.3 | 80.1 | 77.6 | 77.3 | 76.5 | 73.7 | 82.3 | 76.3 | 78.9 | 77.9 | 78.6 | 73.8 | 76.9 | 78.6 |
| no | 21.9 | 23.7 | 19.9 | 22.4 | 22.7 | 23.5 | 26.3 | 17.7 | 23.7 | 21.1 | 22.1 | 21.4 | 26.2 | 23.1 | 21.4 |

- (**) This item is reported for the first time in 1985. Items not indicated with "***" are repeated or modified questions from one or more of the earlier surveys.
- (1) Percentages will sum to more than 100 if any students checked more than one category.
 - (2) Because no black two-year colleges participated in 1985, the associated black enrollment is deflated in two-year college norms and inflated in four-year college norms.
 - (3) Frequently only, all other items frequently plus occasionally.
 - (4) Based on the curriculum recommendations of the National Commission on Excellence in Education.
 - (5) Students who applied to no other college are not included in this item.
 - (6) Recategorization of this item from a longer list is shown in Appendix C of the AMERICAN FRESHMAN

WEIGHTED NATIONAL NORMS FOR ALL WOMEN

FALL 1985

| | All Insti- tutions | All 2-Year Colleges | All 4-Year Colleges | All Uni- versities | Predomi- nantly Black Colleges | 2-Year Colleges | | 4-Year Colleges | | | | Universities | | Predominantly Black Colleges | |
|--|-----------------------|---------------------------|---------------------------|-----------------------|---|--------------------|---------|-----------------|---------|----------|-----------------|--------------|--------|---------------------------------|--------|
| | | | | | | Public | Private | Public | Private | Nonsect. | Prot- estant | Catholic | Public | Private | Public |
| Year Graduated from High School | | | | | | | | | | | | | | | |
| 1985..... | 93.7 | 88.4 | 96.0 | 98.5 | 91.9 | 87.4 | 94.7 | 95.3 | 96.9 | 96.6 | 97.8 | 98.4 | 99.0 | 90.5 | 95.5 |
| 1984..... | 2.3 | 3.3 | 2.1 | 0.9 | 4.9 | 3.4 | 2.6 | 2.4 | 1.9 | 1.8 | 1.3 | 0.9 | 0.6 | 5.5 | 3.2 |
| 1983..... | 0.6 | 0.8 | 0.5 | 0.2 | 1.5 | 0.8 | 1.0 | 0.7 | 0.4 | 0.4 | 0.2 | 0.2 | 0.1 | 2.0 | 0.3 |
| 1982 or earlier..... | 1.9 | 4.1 | 0.8 | 0.3 | 0.7 | 4.5 | 1.3 | 1.0 | 0.4 | 0.5 | 0.3 | 0.3 | 0.2 | 0.8 | 0.6 |
| H.S. equivalency (G.E.D. test)... | 1.3 | 2.9 | 0.4 | 0.1 | 1.0 | 3.3 | 0.3 | 0.5 | 0.2 | 0.4 | 0.3 | 0.1 | 0.0 | 1.2 | 0.4 |
| never completed high school..... | 0.3 | 0.5 | 0.1 | 0.0 | 0.0 | 0.6 | 0.2 | 0.1 | 0.1 | 0.2 | 0.1 | 0.0 | 0.1 | 0.0 | 0.1 |
| Age by December 31, 1985 | | | | | | | | | | | | | | | |
| 16 or younger..... | 0.1 | 0.1 | 0.1 | 0.1 | 0.1 | 0.1 | 0.1 | 0.0 | 0.2 | 0.0 | 0.1 | 0.1 | 0.2 | 0.0 | 0.4 |
| 17..... | 2.9 | 2.8 | 2.7 | 3.4 | 2.1 | 2.7 | 3.0 | 2.0 | 4.1 | 2.8 | 3.2 | 2.8 | 5.5 | 0.8 | 5.3 |
| 18..... | 75.4 | 69.9 | 77.8 | 80.6 | 67.4 | 69.5 | 72.5 | 77.8 | 78.7 | 75.4 | 78.9 | 80.3 | 81.6 | 63.2 | 78.3 |
| 19..... | 16.9 | 17.8 | 17.0 | 15.1 | 24.7 | 17.4 | 20.5 | 17.2 | 15.1 | 19.7 | 16.3 | 15.8 | 12.2 | 29.2 | 13.1 |
| 20..... | 1.3 | 2.1 | 1.2 | 0.4 | 3.2 | 2.1 | 1.9 | 1.3 | 1.2 | 0.8 | 0.9 | 0.4 | 0.2 | 3.6 | 2.1 |
| 21-24..... | 1.5 | 3.1 | 0.7 | 0.3 | 1.0 | 3.4 | 1.0 | 0.8 | 0.4 | 0.8 | 0.4 | 0.3 | 0.1 | 1.2 | 0.6 |
| 25-29..... | 0.9 | 1.9 | 0.3 | 0.1 | 0.9 | 2.1 | 0.4 | 0.5 | 0.1 | 0.2 | 0.1 | 0.1 | 0.0 | 1.2 | 0.0 |
| 30-39..... | 0.8 | 1.8 | 0.3 | 0.0 | 0.6 | 2.0 | 0.4 | 0.3 | 0.2 | 0.2 | 0.1 | 0.0 | 0.0 | 0.8 | 0.3 |
| 40-54..... | 0.2 | 0.6 | 0.0 | 0.0 | 0.0 | 0.6 | 0.2 | 0.1 | 0.0 | 0.0 | 0.1 | 0.0 | 0.0 | 0.0 | 0.0 |
| 55 or older..... | 0.0 | 0.1 | 0.0 | 0.0 | 0.0 | 0.1 | 0.0 | 0.0 | 0.0 | 0.0 | 0.0 | 0.0 | 0.0 | 0.0 | 0.0 |
| Racial Background (1) (2) | | | | | | | | | | | | | | | |
| White/Caucasian..... | 85.1 | 86.6 | 81.4 | 88.9 | 3.0 | 86.5 | 87.1 | 78.6 | 79.0 | 94.7 | 85.6 | 89.9 | 85.2 | 3.9 | 0.6 |
| Black/Negro/Afro-American..... | 10.0 | 7.2 | 15.0 | 6.2 | 96.5 | 6.8 | 9.5 | 18.8 | 17.1 | 3.0 | 3.9 | 6.3 | 5.7 | 95.3 | 99.6 |
| American Indian..... | 1.0 | 0.8 | 1.4 | 0.6 | 1.2 | 0.7 | 0.9 | 1.8 | 1.0 | 0.8 | 0.5 | 0.7 | 0.6 | 1.2 | 1.4 |
| Asian-American/Oriental..... | 1.8 | 1.3 | 1.4 | 3.4 | 0.1 | 1.4 | 1.1 | 1.1 | 2.4 | 0.9 | 2.2 | 2.7 | 6.2 | 0.0 | 0.3 |
| Mexican-American/Chicano..... | 1.4 | 2.3 | 1.0 | 0.8 | 0.3 | 2.5 | 0.8 | 0.3 | 0.6 | 0.7 | 6.3 | 0.6 | 1.7 | 0.4 | 0.0 |
| Puerto Rican-American..... | 0.7 | 1.1 | 0.4 | 0.4 | 0.0 | 1.2 | 0.5 | 0.3 | 0.5 | 0.2 | 1.3 | 0.3 | 0.8 | 0.0 | 0.1 |
| Other..... | 1.5 | 2.0 | 1.2 | 1.2 | 0.4 | 2.1 | 1.2 | 1.0 | 1.4 | 1.1 | 2.1 | 0.9 | 2.3 | 0.4 | 0.3 |
| Average Grade in High School | | | | | | | | | | | | | | | |
| A or A+..... | 10.6 | 4.4 | 12.0 | 18.3 | 4.9 | 4.5 | 3.8 | 10.6 | 12.9 | 16.8 | 11.1 | 15.7 | 28.8 | 4.8 | 5.2 |
| A-..... | 13.0 | 7.3 | 14.6 | 19.5 | 4.9 | 7.4 | 6.2 | 13.2 | 16.1 | 17.8 | 15.4 | 18.4 | 24.0 | 4.8 | 5.2 |
| B+..... | 21.0 | 17.2 | 22.8 | 24.1 | 16.9 | 17.9 | 12.3 | 23.0 | 21.8 | 22.3 | 24.0 | 24.3 | 23.3 | 16.3 | 18.3 |
| B..... | 26.8 | 29.8 | 26.2 | 22.9 | 21.8 | 30.6 | 24.8 | 27.4 | 24.1 | 22.2 | 29.3 | 24.7 | 15.9 | 20.3 | 25.7 |
| B-..... | 12.1 | 15.7 | 10.9 | 8.3 | 13.2 | 15.7 | 15.8 | 11.3 | 10.8 | 9.6 | 11.2 | 9.1 | 5.3 | 12.4 | 15.5 |
| C+..... | 10.1 | 15.0 | 8.6 | 4.7 | 21.9 | 14.3 | 19.0 | 9.1 | 9.4 | 6.8 | 6.5 | 5.4 | 2.0 | 22.7 | 19.8 |
| C..... | 6.1 | 10.0 | 4.7 | 2.0 | 15.8 | 8.9 | 16.8 | 5.2 | 4.8 | 4.3 | 2.4 | 2.3 | 0.7 | 17.9 | 10.2 |
| D..... | 0.3 | 0.7 | 0.2 | 0.1 | 0.6 | 0.6 | 1.3 | 0.2 | 0.1 | 0.2 | 0.0 | 0.1 | 0.0 | 0.8 | 0.1 |
| Academic Rank in High School | | | | | | | | | | | | | | | |
| top 20%..... | 45.1 | 27.4 | 50.1 | 64.1 | 32.4 | 28.0 | 23.3 | 48.6 | 50.4 | 58.2 | 46.9 | 61.7 | 73.7 | 32.4 | 32.3 |
| second 20%..... | 21.4 | 21.5 | 22.4 | 19.7 | 20.9 | 21.9 | 19.3 | 24.1 | 20.2 | 18.8 | 22.2 | 20.7 | 15.6 | 20.5 | 21.8 |
| middle 20%..... | 27.3 | 40.3 | 23.2 | 14.1 | 38.0 | 39.6 | 44.0 | 23.3 | 23.8 | 19.5 | 26.2 | 15.3 | 9.2 | 38.5 | 36.7 |
| fourth 20%..... | 5.4 | 9.3 | 3.8 | 1.8 | 7.9 | 8.9 | 11.9 | 3.6 | 4.9 | 3.0 | 4.3 | 1.9 | 1.3 | 7.8 | 8.1 |
| lowest 20%..... | 0.8 | 1.6 | 0.5 | 0.3 | 0.9 | 1.6 | 1.5 | 0.4 | 0.7 | 0.4 | 0.5 | 0.3 | 0.2 | 0.8 | 1.0 |
| Miles from Home to College | | | | | | | | | | | | | | | |
| 5 or less..... | 10.1 | 16.3 | 7.5 | 4.2 | 14.8 | 17.5 | 8.4 | 8.8 | 5.0 | 5.4 | 8.8 | 4.4 | 3.3 | 18.8 | 4.5 |
| 6-10..... | 10.0 | 14.7 | 7.2 | 6.7 | 8.5 | 15.8 | 8.3 | 7.9 | 5.6 | 4.5 | 11.0 | 7.0 | 5.5 | 10.2 | 4.2 |
| 11-50..... | 28.5 | 36.3 | 26.7 | 18.8 | 16.9 | 37.3 | 29.6 | 31.1 | 17.9 | 19.3 | 30.8 | 19.4 | 16.4 | 19.2 | 11.0 |
| 51-100..... | 17.3 | 13.3 | 20.3 | 19.0 | 23.1 | 12.7 | 16.6 | 24.2 | 13.3 | 17.6 | 15.8 | 21.5 | 9.3 | 27.1 | 12.7 |
| 101-500..... | 26.1 | 16.5 | 27.4 | 40.0 | 20.4 | 14.8 | 27.2 | 23.3 | 33.4 | 37.4 | 23.3 | 41.4 | 34.6 | 17.3 | 28.7 |
| more than 500..... | 8.0 | 3.0 | 10.9 | 11.3 | 16.2 | 1.9 | 9.9 | 4.6 | 24.9 | 15.7 | 10.3 | 6.3 | 30.9 | 7.5 | 39.0 |

WEIGHTED NATIONAL NORMS FOR ALL WOMEN

FALL 1985

| | All Insti- tutions | All | | All Uni- versities | Predomi- nantly Black Colleges | 2-Year Colleges | | 4-Year Colleges | | | | Universities | | Predominantly Black Colleges | |
|---|-----------------------|--------------------|--------------------|-----------------------|---|--------------------|---------|-----------------|---------------------|-----------------|----------|--------------|---------|---------------------------------|---------|
| | | 2-Year Colleges | 4-Year Colleges | | | Public | Private | Public | Private Nonsect. | Prot- estant | Catholic | Public | Private | Public | Private |
| | | | | | | | | | | | | | | | |
| Estimated Parental Income | | | | | | | | | | | | | | | |
| less than \$6,000..... | 5.3 | 6.3 | 6.1 | 2.3 | 23.8 | 6.3 | 6.1 | 7.9 | 4.2 | 3.4 | 3.7 | 2.4 | 1.7 | 28.9 | 10.7 |
| \$6,000-\$9,999..... | 4.9 | 6.2 | 5.2 | 2.4 | 16.1 | 6.5 | 4.8 | 6.1 | 4.3 | 3.7 | 4.0 | 2.5 | 1.7 | 18.1 | 10.8 |
| \$10,000-\$14,999..... | 7.8 | 9.6 | 7.9 | 4.7 | 16.3 | 9.9 | 8.1 | 8.8 | 6.4 | 7.4 | 6.9 | 5.0 | 3.6 | 17.7 | 12.8 |
| \$15,000-\$19,999..... | 7.4 | 8.7 | 7.5 | 5.0 | 10.3 | 8.7 | 8.5 | 8.1 | 6.5 | 7.1 | 6.4 | 5.3 | 4.0 | 10.3 | 10.1 |
| \$20,000-\$24,499..... | 8.4 | 9.8 | 8.2 | 6.6 | 6.5 | 10.0 | 8.7 | 8.1 | 8.0 | 9.1 | 8.2 | 6.9 | 5.4 | 5.6 | 8.8 |
| \$25,000-\$29,999..... | 8.7 | 10.7 | 7.9 | 6.9 | 3.7 | 11.0 | 8.3 | 8.0 | 6.9 | 9.0 | 7.9 | 7.2 | 5.8 | 2.2 | 7.8 |
| \$30,000-\$34,999..... | 11.2 | 12.1 | 10.9 | 10.0 | 5.8 | 12.3 | 10.8 | 11.5 | 9.3 | 11.0 | 11.3 | 10.5 | 8.1 | 5.2 | 7.4 |
| \$35,000-\$39,999..... | 9.8 | 9.7 | 9.9 | 9.8 | 6.4 | 9.7 | 9.5 | 10.4 | 8.4 | 10.5 | 9.7 | 10.3 | 7.9 | 5.6 | 8.4 |
| \$40,000-\$49,999..... | 11.2 | 10.4 | 10.9 | 13.0 | 2.4 | 10.4 | 10.8 | 10.9 | 10.2 | 11.2 | 11.7 | 13.5 | 11.1 | 0.4 | 7.7 |
| \$50,000-\$59,999..... | 9.2 | 7.3 | 9.1 | 12.6 | 3.8 | 7.1 | 8.1 | 8.8 | 9.3 | 9.4 | 9.7 | 12.7 | 11.9 | 3.0 | 6.0 |
| \$60,000-\$74,999..... | 6.7 | 4.4 | 6.6 | 10.7 | 2.6 | 4.0 | 7.0 | 5.8 | 7.9 | 7.2 | 7.4 | 10.5 | 11.5 | 2.2 | 3.8 |
| \$75,000-\$99,999..... | 3.9 | 2.1 | 4.0 | 6.8 | 1.3 | 2.0 | 3.2 | 2.9 | 6.1 | 4.7 | 5.3 | 6.2 | 9.0 | 0.9 | 2.6 |
| \$100,000-\$149,999..... | 2.7 | 1.3 | 2.8 | 4.6 | 0.5 | 1.1 | 2.5 | 1.6 | 5.4 | 2.9 | 3.8 | 3.7 | 8.1 | 0.0 | 1.7 |
| \$150,000 or more..... | 2.7 | 1.3 | 2.9 | 4.7 | 0.4 | 1.0 | 3.7 | 1.0 | 7.2 | 3.4 | 4.2 | 3.3 | 10.2 | 0.0 | 1.4 |
| Persons Currently Dependent On Parents for Support | | | | | | | | | | | | | | | |
| one..... | 6.0 | 6.8 | 6.1 | 4.7 | 10.3 | 6.7 | 7.4 | 6.5 | 5.9 | 5.5 | 4.7 | 4.9 | 3.8 | 11.2 | 8.0 |
| two..... | 12.5 | 13.4 | 12.1 | 11.8 | 15.0 | 13.1 | 15.4 | 12.0 | 12.9 | 12.1 | 10.6 | 12.1 | 10.3 | 13.2 | 19.5 |
| three..... | 22.1 | 23.8 | 21.5 | 20.6 | 18.9 | 23.7 | 24.2 | 21.3 | 21.7 | 22.7 | 19.9 | 21.2 | 18.4 | 16.1 | 26.0 |
| four..... | 28.7 | 27.5 | 28.3 | 31.5 | 18.3 | 27.7 | 26.0 | 27.7 | 29.7 | 30.0 | 26.5 | 31.4 | 31.8 | 16.9 | 21.8 |
| five..... | 18.3 | 17.0 | 18.7 | 19.8 | 14.3 | 17.1 | 16.5 | 18.5 | 18.7 | 18.9 | 20.3 | 19.4 | 21.3 | 14.0 | 15.0 |
| six or more..... | 12.3 | 11.5 | 13.3 | 11.7 | 23.2 | 11.7 | 10.5 | 14.0 | 11.1 | 10.7 | 18.1 | 11.1 | 14.5 | 28.5 | 9.8 |
| Number of Other Dependents Currently Attending College | | | | | | | | | | | | | | | |
| none..... | 69.2 | 73.5 | 68.3 | 63.8 | 72.9 | 74.0 | 70.4 | 69.7 | 66.3 | 69.5 | 61.9 | 65.1 | 58.5 | 73.0 | 72.8 |
| one..... | 23.2 | 20.3 | 23.6 | 27.3 | 18.0 | 20.0 | 22.0 | 22.8 | 24.8 | 23.5 | 25.9 | 26.4 | 30.9 | 17.6 | 18.9 |
| two..... | 5.5 | 4.4 | 6.0 | 6.5 | 6.3 | 4.3 | 5.0 | 5.5 | 6.5 | 5.4 | 8.8 | 6.2 | 7.5 | 6.1 | 6.7 |
| three or more..... | 2.1 | 1.8 | 2.2 | 2.5 | 2.8 | 1.7 | 2.5 | 2.1 | 2.5 | 1.7 | 3.3 | 2.3 | 3.2 | 3.3 | 1.7 |
| Dependency Status for 1984 | | | | | | | | | | | | | | | |
| lived with parents for 6+ weeks. dependent on parent's tax return received \$600+ from parents..... | 95.2 | 92.3 | 96.2 | 98.3 | 87.6 | 91.7 | 96.1 | 95.5 | 96.6 | 97.0 | 98.4 | 98.3 | 98.2 | 84.8 | 94.9 |
| | 89.7 | 85.1 | 91.0 | 94.8 | 74.5 | 84.4 | 89.0 | 89.7 | 92.0 | 92.9 | 93.2 | 94.5 | 95.9 | 70.8 | 83.3 |
| | 75.2 | 66.4 | 77.3 | 85.1 | 54.1 | 65.2 | 74.3 | 73.0 | 83.2 | 81.6 | 83.1 | 83.6 | 90.7 | 45.5 | 73.6 |
| Dependency Status for 1985 | | | | | | | | | | | | | | | |
| living with parents for 6+ weeks dependent on parent's tax return receiving \$600+ from parents.... | 83.8 | 84.4 | 82.9 | 84.4 | 69.5 | 85.5 | 77.6 | 83.6 | 80.2 | 82.9 | 84.9 | 84.6 | 83.9 | 69.7 | 68.9 |
| | 87.1 | 82.9 | 87.6 | 92.5 | 67.7 | 82.3 | 87.2 | 85.5 | 89.7 | 90.7 | 91.5 | 92.0 | 94.7 | 63.4 | 78.3 |
| | 77.4 | 69.1 | 78.5 | 88.3 | 47.9 | 67.6 | 78.0 | 73.6 | 85.2 | 84.2 | 83.2 | 87.1 | 92.9 | 37.4 | 71.8 |
| Marital Status | | | | | | | | | | | | | | | |
| not presently married..... | 97.9 | 95.9 | 98.9 | 99.7 | 97.3 | 95.5 | 98.6 | 98.4 | 99.7 | 99.1 | 99.8 | 99.7 | 99.8 | 96.5 | 99.6 |
| married, living with spouse..... | 1.5 | 3.0 | 0.9 | 0.2 | 2.1 | 3.3 | 1.1 | 1.3 | 0.2 | 0.8 | 0.1 | 0.2 | 0.1 | 2.7 | 0.3 |
| married, not living with spouse. | 0.5 | 1.1 | 0.2 | 0.1 | 0.6 | 1.2 | 0.3 | 0.3 | 0.1 | 0.1 | 0.1 | 0.1 | 0.1 | 0.8 | 0.1 |
| Twin Status | | | | | | | | | | | | | | | |
| no..... | 98.2 | 98.2 | 98.2 | 98.3 | 98.6 | 98.2 | 97.7 | 98.2 | 98.3 | 98.0 | 98.4 | 98.3 | 98.4 | 98.8 | 98.1 |
| yes, identical..... | 0.7 | 0.7 | 0.7 | 0.6 | 0.5 | 0.7 | 0.5 | 0.7 | 0.6 | 0.9 | 0.4 | 0.6 | 0.5 | 0.4 | 0.7 |
| yes, fraternal..... | 1.1 | 1.2 | 1.1 | 1.1 | 0.9 | 1.1 | 1.7 | 1.1 | 1.1 | 1.1 | 1.2 | 1.0 | 1.2 | 0.8 | 1.2 |

WEIGHTED NATIONAL NORMS FOR ALL WOMEN FALL 1985

| Activities Engaged in by Students During the Past Year | All Insti- tutions | All 2-Year Colleges | All 4-Year Colleges | All Uni- versities | Predomi- nantly Black Colleges | 2-Year Colleges | | 4-Year Colleges | | | | Universities | | Predominantly Black Colleges | | |
|--|-----------------------|---------------------------|---------------------------|-----------------------|---|--------------------|---------|-----------------|----------|-----------------|--------|--------------|--------|---------------------------------|----------|--|
| | | | | | | Public | Private | Public | Private | | Public | Private | Public | Private | | |
| | | | | | | | | | Nonsect. | Prot- estant | | | | | Catholic | |
| used a personal computer (3).... | 22.3 | 20.6 | 23.1 | 23.9 | 20.7 | 21.2 | 16.7 | 24.0 | 21.8 | 21.7 | 23.0 | 24.0 | 23.3 | 19.6 | 23.5 | |
| played a musical instrument..... | 45.8 | 39.3 | 48.5 | 52.0 | 42.1 | 39.0 | 41.1 | 45.8 | 49.4 | 60.9 | 44.3 | 51.2 | 55.3 | 41.0 | 44.9 | |
| attended a religious service..... | 87.3 | 84.0 | 89.6 | 88.6 | 93.0 | 83.2 | 89.8 | 89.0 | 86.8 | 93.5 | 94.5 | 88.5 | 88.8 | 91.9 | 95.9 | |
| participated in speech or debate pres of 1 or more student orgs.. | 25.2 | 20.3 | 28.1 | 28.4 | 36.1 | 19.9 | 23.1 | 27.1 | 30.7 | 27.8 | 28.5 | 27.7 | 30.9 | 35.3 | 38.1 | |
| was bored in class..... | 28.2 | 22.3 | 31.0 | 33.4 | 37.4 | 21.3 | 28.4 | 29.2 | 34.7 | 33.0 | 30.6 | 31.8 | 39.6 | 35.6 | 41.9 | |
| had major part in a play..... | 91.2 | 86.5 | 93.2 | 95.7 | 85.4 | 85.6 | 91.9 | 92.6 | 93.7 | 94.7 | 93.7 | 95.8 | 95.2 | 84.1 | 88.7 | |
| won varsity letter in sports.... | 18.2 | 14.0 | 21.5 | 19.3 | 30.2 | 13.8 | 15.8 | 20.5 | 23.7 | 24.4 | 17.6 | 18.7 | 21.8 | 30.5 | 29.3 | |
| didn't complete homework on time won award in art contest..... | 38.2 | 33.5 | 39.7 | 43.4 | 23.4 | 32.7 | 38.5 | 39.6 | 39.5 | 40.2 | 40.3 | 43.8 | 41.8 | 20.9 | 30.0 | |
| edited school paper, yearbook, mag | 64.8 | 62.1 | 66.4 | 66.4 | 63.1 | 61.1 | 68.1 | 65.9 | 68.1 | 68.5 | 62.6 | 67.0 | 63.9 | 61.4 | 67.2 | |
| tutored another student..... | 15.4 | 13.6 | 16.4 | 16.6 | 15.1 | 13.0 | 17.6 | 15.2 | 19.9 | 16.5 | 15.8 | 16.3 | 17.5 | 14.5 | 16.7 | |
| asked teacher for advice (3).... | 22.4 | 18.9 | 24.0 | 25.6 | 17.7 | 18.8 | 20.0 | 22.8 | 27.2 | 24.0 | 24.5 | 24.3 | 30.5 | 17.2 | 18.8 | |
| participated in science contest. | 43.7 | 33.0 | 47.1 | 55.7 | 43.8 | 33.2 | 31.7 | 44.5 | 50.6 | 49.3 | 52.7 | 53.0 | 66.2 | 41.0 | 50.8 | |
| did extra course work or reading | 26.2 | 19.9 | 29.5 | 31.0 | 36.7 | 18.6 | 28.1 | 26.8 | 35.0 | 31.7 | 30.4 | 30.2 | 34.2 | 34.0 | 43.5 | |
| was guest in teacher's home..... | 12.9 | 9.7 | 13.9 | 16.5 | 23.6 | 9.2 | 13.2 | 13.4 | 15.2 | 13.8 | 14.3 | 16.2 | 17.8 | 22.2 | 27.0 | |
| studied with other students..... | 72.9 | 68.5 | 75.4 | 76.0 | 76.4 | 67.7 | 73.6 | 73.9 | 78.2 | 75.3 | 77.9 | 75.1 | 79.4 | 73.4 | 84.2 | |
| overslept and missed class/appt. | 32.9 | 27.6 | 36.7 | 35.2 | 41.6 | 26.7 | 33.0 | 35.1 | 38.5 | 43.3 | 32.1 | 34.6 | 37.9 | 43.4 | 36.9 | |
| smoked cigarettes (3)..... | 90.1 | 85.6 | 92.0 | 94.2 | 91.2 | 85.3 | 87.8 | 91.5 | 92.3 | 92.9 | 93.2 | 94.0 | 94.8 | 90.8 | 92.1 | |
| performed volunteer work..... | 27.7 | 27.4 | 27.4 | 28.9 | 23.4 | 27.0 | 30.0 | 26.7 | 30.5 | 26.7 | 25.6 | 29.1 | 28.0 | 22.4 | 25.9 | |
| missed school because of illness | 11.3 | 16.1 | 8.7 | 7.6 | 4.0 | 16.0 | 17.0 | 8.9 | 9.9 | 5.8 | 9.5 | 7.9 | 6.5 | 4.4 | 3.1 | |
| attended recital/concert..... | 72.0 | 66.9 | 74.4 | 76.1 | 69.6 | 66.3 | 70.9 | 71.9 | 76.0 | 79.0 | 80.2 | 75.0 | 80.4 | 67.2 | 75.7 | |
| drank beer..... | 82.5 | 80.3 | 83.8 | 83.8 | 78.6 | 79.6 | 84.5 | 83.2 | 84.3 | 85.4 | 83.7 | 83.9 | 83.2 | 78.4 | 79.0 | |
| felt overwhelmed (3)..... | 79.6 | 73.7 | 82.2 | 85.1 | 73.9 | 72.8 | 79.5 | 80.1 | 85.7 | 85.9 | 81.7 | 84.6 | 87.0 | 70.4 | 82.8 | |
| felt depressed (3)..... | 61.6 | 62.2 | 57.5 | 67.8 | 18.5 | 62.3 | 61.8 | 58.5 | 57.4 | 47.4 | 66.8 | 69.0 | 63.4 | 15.6 | 25.9 | |
| | 73.8 | 71.5 | 74.1 | 77.0 | 64.0 | 70.8 | 76.1 | 73.6 | 74.8 | 73.8 | 76.0 | 77.8 | 74.0 | 62.3 | 68.3 | |
| | 19.6 | 14.7 | 21.4 | 24.9 | 13.2 | 13.7 | 20.7 | 19.3 | 23.9 | 25.2 | 22.9 | 24.6 | 26.2 | 10.8 | 19.4 | |
| | 10.2 | 9.1 | 11.2 | 10.0 | 16.7 | 8.6 | 12.4 | 11.3 | 11.5 | 11.0 | 10.6 | 10.2 | 9.4 | 18.0 | 13.3 | |
| Highest Degree Planned at Freshman College | | | | | | | | | | | | | | | | |
| none..... | 3.5 | 5.1 | 3.1 | 1.7 | 4.5 | 4.9 | 6.0 | 4.1 | 1.3 | 3.1 | 2.1 | 2.0 | 0.9 | 5.7 | 1.5 | |
| vocational certificate..... | 1.4 | 3.1 | 0.6 | 0.2 | 0.2 | 3.1 | 2.6 | 0.7 | 0.6 | 0.5 | 0.3 | 0.2 | 0.1 | 0.0 | 0.6 | |
| associate (A.A. or equivalent).. | 24.4 | 60.8 | 3.2 | 1.2 | 2.3 | 58.9 | 72.8 | 3.1 | 3.3 | 3.4 | 3.1 | 1.3 | 0.9 | 2.5 | 1.8 | |
| bachelor's (B.A., B.S.)..... | 54.2 | 24.0 | 75.2 | 67.4 | 59.2 | 25.7 | 13.2 | 71.7 | 79.4 | 81.2 | 76.7 | 66.3 | 71.0 | 54.8 | 70.0 | |
| master's (M.A., M.S.)..... | 11.3 | 3.7 | 13.5 | 19.8 | 21.3 | 4.0 | 2.1 | 15.7 | 11.4 | 8.6 | 13.7 | 20.3 | 17.9 | 22.9 | 17.3 | |
| Ph.D. or Ed.D..... | 1.5 | 0.5 | 1.5 | 3.1 | 4.0 | 0.6 | 0.1 | 1.7 | 1.2 | 1.0 | 1.5 | 3.2 | 3.1 | 4.5 | 3.0 | |
| M.D., D.O., D.D.S. or D.V.M..... | 1.2 | 0.3 | 0.6 | 3.9 | 1.6 | 0.3 | 0.1 | 0.6 | 0.7 | 0.3 | 0.6 | 4.2 | 3.2 | 1.3 | 2.4 | |
| LL.B. or J.D. (law)..... | 0.7 | 0.3 | 0.5 | 1.7 | 0.7 | 0.3 | 0.2 | 0.4 | 0.6 | 0.4 | 0.7 | 1.5 | 2.3 | 0.6 | 0.9 | |
| B.D. or M.Div. (divinity)..... | 0.2 | 0.1 | 0.2 | 0.1 | 1.1 | 0.1 | 0.2 | 0.2 | 0.2 | 0.1 | 0.2 | 0.1 | 0.1 | 1.3 | 0.8 | |
| other..... | 1.6 | 2.1 | 1.6 | 0.9 | 5.0 | 2.0 | 2.6 | 1.9 | 1.3 | 1.5 | 1.2 | 0.9 | 0.6 | 6.4 | 1.7 | |
| Highest Degree Planned Anywhere | | | | | | | | | | | | | | | | |
| none..... | 2.1 | 3.3 | 1.7 | 1.1 | 4.2 | 3.1 | 4.0 | 2.1 | 1.2 | 1.0 | 1.3 | 1.2 | 0.7 | 5.2 | 1.9 | |
| vocational certificate..... | 1.0 | 2.1 | 0.6 | 0.1 | 0.9 | 2.1 | 1.7 | 0.9 | 0.2 | 0.4 | 0.3 | 0.2 | 0.1 | 1.2 | 0.3 | |
| associate (A.A. or equivalent).. | 7.1 | 17.6 | 1.5 | 0.5 | 1.4 | 17.8 | 16.3 | 1.2 | 2.3 | 1.9 | 1.3 | 0.6 | 0.1 | 1.7 | 0.8 | |
| bachelor's (B.A., B.S.)..... | 38.1 | 42.3 | 37.1 | 33.5 | 24.6 | 42.4 | 41.6 | 40.9 | 28.7 | 36.3 | 34.9 | 37.2 | 19.7 | 27.7 | 17.8 | |
| master's (M.A., M.S.)..... | 31.7 | 23.3 | 36.7 | 36.0 | 34.1 | 23.4 | 22.6 | 36.7 | 36.7 | 36.5 | 37.6 | 35.7 | 37.2 | 33.5 | 35.3 | |
| Ph.D. or Ed.D..... | 8.6 | 4.4 | 10.5 | 11.5 | 14.5 | 4.3 | 5.3 | 8.7 | 15.0 | 11.0 | 10.6 | 10.1 | 16.7 | 11.6 | 20.9 | |
| M.D., D.O., D.D.S. or D.V.M..... | 6.0 | 3.1 | 6.0 | 10.3 | 8.8 | 3.1 | 3.2 | 4.4 | 8.4 | 7.3 | 7.5 | 9.2 | 14.5 | 6.9 | 12.7 | |
| LL.B. or J.D. (law)..... | 3.4 | 1.6 | 3.8 | 5.7 | 6.3 | 1.5 | 2.0 | 2.9 | 5.7 | 3.7 | 4.8 | 4.5 | 10.0 | 5.8 | 7.3 | |
| B.D. or M.Div. (divinity)..... | 0.3 | 0.3 | 0.4 | 0.2 | 2.2 | 0.2 | 0.5 | 0.4 | 0.2 | 0.4 | 0.3 | 0.2 | 0.2 | 2.9 | 0.7 | |
| other..... | 1.7 | 2.1 | 1.7 | 1.1 | 3.1 | 2.0 | 2.8 | 1.8 | 1.7 | 1.5 | 1.5 | 1.1 | 0.8 | 3.5 | 2.3 | |

WEIGHTED NATIONAL NORMS FOR ALL WOMEN

FALL 1985

| | All Insti- tutions | All 2-Year Colleges | All 4-Year Colleges | All Uni- versities | Predomi- nantly Black Colleges | 2-Year Colleges | | 4-Year Colleges | | | | Universities | | Predominantly Black Colleges | |
|---|-----------------------|---------------------------|---------------------------|-----------------------|---|--------------------|---------|-----------------|---------------------|-----------------|----------|--------------|---------|---------------------------------|---------|
| | | | | | | Public | Private | Public | Private Nonsect. | Prot- estant | Catholic | Public | Private | Public | Private |
| | | | | | | | | | | | | | | | |
| Current Religious Preference | | | | | | | | | | | | | | | |
| Baptist..... | 15.0 | 13.4 | 18.5 | 11.7 | 65.5 | 11.3 | 27.0 | 21.6 | 15.5 | 20.4 | 3.2 | 12.9 | 7.1 | 69.2 | 56.3 |
| Buddhist..... | 0.2 | 0.2 | 0.2 | 0.3 | 0.0 | 0.1 | 0.4 | 0.2 | 0.4 | 0.1 | 0.1 | 0.3 | 0.6 | 0.0 | 0.1 |
| Congregational (UCC)..... | 1.6 | 1.3 | 1.7 | 1.8 | 0.2 | 1.3 | 1.0 | 1.7 | 2.1 | 1.8 | 0.5 | 2.0 | 1.0 | 0.0 | 0.8 |
| Eastern Orthodox..... | 0.6 | 0.7 | 0.4 | 0.7 | 0.0 | 0.7 | 0.7 | 0.3 | 0.7 | 0.2 | 0.5 | 0.6 | 0.9 | 0.0 | 0.0 |
| Episcopal..... | 2.8 | 2.1 | 2.9 | 3.6 | 1.4 | 1.9 | 3.2 | 2.3 | 4.6 | 3.7 | 1.5 | 3.6 | 3.4 | 1.4 | 1.5 |
| Islamic..... | 0.1 | 0.2 | 0.1 | 0.2 | 0.0 | 0.2 | 0.0 | 0.1 | 0.2 | 0.1 | 0.2 | 0.1 | 0.3 | 0.0 | 0.1 |
| Jewish..... | 2.7 | 2.2 | 1.8 | 5.0 | 0.0 | 2.2 | 2.0 | 1.4 | 4.3 | 0.5 | 0.2 | 4.0 | 8.9 | 0.0 | 0.1 |
| Latter Day Saints (Mormon)..... | 0.2 | 0.2 | 0.2 | 0.2 | 0.0 | 0.3 | 0.2 | 0.2 | 0.2 | 0.2 | 0.0 | 0.2 | 0.2 | 0.0 | 0.0 |
| Lutheran..... | 6.0 | 5.7 | 5.7 | 6.8 | 0.5 | 5.4 | 8.1 | 5.9 | 3.6 | 9.8 | 3.4 | 7.6 | 4.0 | 0.5 | 0.8 |
| Methodist..... | 10.3 | 11.1 | 9.5 | 10.3 | 11.2 | 11.0 | 11.3 | 10.4 | 8.1 | 12.3 | 2.9 | 11.6 | 5.5 | 8.6 | 17.6 |
| Presbyterian..... | 5.1 | 4.6 | 4.7 | 6.5 | 2.0 | 4.3 | 6.6 | 4.2 | 5.6 | 6.8 | 2.0 | 6.9 | 5.0 | 1.8 | 2.6 |
| Quaker (Society of Friends)..... | 0.1 | 0.1 | 0.2 | 0.1 | 0.0 | 0.1 | 0.0 | 0.1 | 0.3 | 0.3 | 0.1 | 0.2 | 0.1 | 0.0 | 0.0 |
| Roman Catholic..... | 37.6 | 42.2 | 33.9 | 36.2 | 3.2 | 44.4 | 27.7 | 33.8 | 29.4 | 13.9 | 77.6 | 33.5 | 46.6 | 1.8 | 6.7 |
| Seventh Day Adventist..... | 0.3 | 0.3 | 0.3 | 0.2 | 0.2 | 0.3 | 0.3 | 0.2 | 0.2 | 1.1 | 0.2 | 0.2 | 0.1 | 0.0 | 0.6 |
| other Protestant..... | 5.4 | 5.1 | 6.5 | 3.9 | 1.1 | 5.4 | 3.8 | 4.7 | 7.4 | 15.1 | 1.9 | 4.0 | 3.4 | 0.9 | 1.7 |
| other religion..... | 5.2 | 4.8 | 6.4 | 3.6 | 11.4 | 5.0 | 4.0 | 6.2 | 7.2 | 8.3 | 2.3 | 3.7 | 3.2 | 13.1 | 7.2 |
| none..... | 7.0 | 5.9 | 7.0 | 8.8 | 3.1 | 6.2 | 3.8 | 6.8 | 10.2 | 5.2 | 3.5 | 8.6 | 9.7 | 2.7 | 4.0 |
| Student Considers Self a "Born-Again" Christian | | | | | | | | | | | | | | | |
| yes..... | 24.8 | 22.4 | 29.9 | 20.1 | 57.7 | 20.5 | 34.7 | 30.3 | 24.9 | 48.5 | 10.6 | 21.8 | 14.0 | 64.5 | 40.9 |
| no..... | 75.2 | 77.6 | 70.1 | 79.9 | 42.3 | 79.5 | 65.3 | 69.7 | 75.1 | 51.5 | 89.4 | 78.2 | 86.0 | 35.5 | 59.1 |
| Have Met or Exceeded Recommended Years of Study in (4) | | | | | | | | | | | | | | | |
| English (4 years)..... | 93.1 | 90.1 | 93.9 | 96.5 | 93.0 | 90.0 | 91.3 | 92.5 | 96.4 | 93.4 | 97.0 | 96.1 | 97.9 | 92.1 | 95.3 |
| mathematics (3 years)..... | 83.1 | 74.3 | 85.5 | 93.6 | 77.1 | 74.0 | 75.9 | 83.3 | 89.8 | 84.8 | 90.1 | 92.7 | 96.8 | 73.8 | 85.2 |
| foreign language (2 years)..... | 68.9 | 59.0 | 69.8 | 83.9 | 35.8 | 58.9 | 59.5 | 64.0 | 80.5 | 67.5 | 84.3 | 81.4 | 93.0 | 25.2 | 62.1 |
| physical science (2 years)..... | 48.6 | 42.4 | 49.6 | 57.0 | 43.2 | 42.9 | 39.3 | 47.8 | 53.5 | 48.9 | 52.8 | 55.3 | 63.5 | 42.9 | 43.9 |
| biological science (2 years)..... | 36.7 | 32.2 | 38.7 | 40.8 | 32.8 | 32.0 | 33.5 | 38.3 | 38.8 | 40.4 | 38.2 | 40.9 | 40.2 | 31.1 | 36.9 |
| history or Am. gov't (1 year).... | 99.1 | 98.7 | 99.3 | 99.4 | 98.3 | 98.7 | 98.7 | 99.3 | 99.3 | 99.4 | 99.4 | 99.3 | 99.6 | 98.7 | 97.3 |
| computer science (1/2 year)..... | 53.4 | 48.0 | 55.2 | 59.2 | 39.3 | 48.9 | 42.5 | 55.3 | 54.5 | 54.0 | 58.6 | 58.8 | 60.5 | 36.5 | 46.3 |
| art or music (1 year)..... | 66.9 | 65.4 | 68.7 | 66.4 | 66.4 | 65.3 | 66.0 | 67.8 | 70.1 | 72.5 | 64.9 | 66.3 | 67.0 | 67.8 | 62.8 |
| Student Rated Self Above Average or Highest 10% in | | | | | | | | | | | | | | | |
| academic ability..... | 52.3 | 32.8 | 58.4 | 74.1 | 40.1 | 33.6 | 27.8 | 56.3 | 61.5 | 62.5 | 58.1 | 71.5 | 84.3 | 37.3 | 47.1 |
| artistic ability..... | 21.1 | 17.2 | 21.9 | 26.3 | 12.2 | 16.8 | 19.9 | 19.8 | 27.3 | 22.5 | 21.5 | 25.0 | 31.4 | 11.6 | 13.8 |
| drive to achieve..... | 60.9 | 49.3 | 64.7 | 73.4 | 65.7 | 49.5 | 48.0 | 62.6 | 69.6 | 64.8 | 66.5 | 71.2 | 81.9 | 64.2 | 69.7 |
| emotional health..... | 55.9 | 50.1 | 57.7 | 62.4 | 58.9 | 50.1 | 49.7 | 56.7 | 61.0 | 58.3 | 55.2 | 61.5 | 65.6 | 57.1 | 63.3 |
| leadership ability..... | 46.0 | 36.3 | 48.6 | 57.6 | 42.3 | 36.0 | 38.4 | 46.1 | 53.4 | 50.6 | 49.8 | 55.5 | 65.6 | 38.3 | 52.7 |
| mathematical ability..... | 31.7 | 21.7 | 34.0 | 44.2 | 24.7 | 22.5 | 16.5 | 33.7 | 34.5 | 34.4 | 34.3 | 41.9 | 52.8 | 23.1 | 28.8 |
| physical health..... | 51.7 | 47.9 | 51.8 | 57.8 | 47.6 | 47.6 | 50.2 | 51.1 | 54.7 | 49.2 | 53.2 | 57.3 | 59.9 | 45.6 | 52.7 |
| popularity..... | 37.5 | 31.2 | 38.3 | 46.6 | 37.7 | 30.8 | 33.8 | 38.0 | 41.8 | 34.6 | 36.6 | 45.8 | 49.6 | 34.9 | 44.9 |
| self-confidence (intell)..... | 47.0 | 36.5 | 50.4 | 58.6 | 58.0 | 36.4 | 37.0 | 48.5 | 55.7 | 50.0 | 50.0 | 56.4 | 67.3 | 55.7 | 64.0 |
| self-confidence (social)..... | 43.7 | 38.6 | 44.7 | 50.2 | 52.8 | 38.7 | 38.3 | 44.6 | 47.8 | 40.9 | 44.0 | 49.6 | 52.6 | 51.2 | 56.8 |
| writing ability..... | 39.8 | 30.6 | 42.2 | 51.0 | 38.1 | 30.5 | 31.6 | 39.9 | 47.5 | 44.7 | 40.9 | 49.1 | 58.3 | 37.4 | 40.1 |
| U.S. Citizen | | | | | | | | | | | | | | | |
| yes..... | 97.7 | 96.9 | 98.3 | 97.9 | 99.9 | 96.9 | 96.8 | 98.8 | 97.4 | 98.4 | 96.8 | 98.4 | 96.2 | 100.0 | 99.5 |
| no..... | 2.3 | 3.1 | 1.7 | 2.1 | 0.1 | 3.1 | 3.2 | 1.2 | 2.6 | 1.6 | 3.2 | 1.6 | 3.8 | 0.0 | 0.5 |

WEIGHTED NATIONAL NORMS FOR ALL WOMEN

FALL 1985

| Reasons Noted as Very Important in Deciding to go to College | All Insti- tutions | All | | All Uni- versities | Predomi- nantly Black Colleges | 2-Year Colleges | | 4-Year Colleges | | | | Universities | | Predominantly Black Colleges | | |
|--|-----------------------|--------------------|--------------------|-----------------------|---|--------------------|---------|-----------------|---------------------|-----------------|----------|--------------|---------|---------------------------------|---------|--|
| | | 2-Year Colleges | 4-Year Colleges | | | Public | Private | Public | Private Nonsect. | Prot- estant | Catholic | Public | Private | Public | Private | |
| | | | | | | | | | | | | | | | | |
| get a better job..... | 83.2 | 86.4 | 81.1 | 81.4 | 91.3 | 86.8 | 84.1 | 83.8 | 77.1 | 75.9 | 81.0 | 82.7 | 76.1 | 92.2 | 88.9 | |
| gain general education..... | 67.0 | 62.6 | 68.8 | 71.1 | 80.6 | 62.1 | 65.7 | 66.6 | 75.4 | 66.0 | 71.0 | 69.5 | 77.7 | 80.5 | 80.8 | |
| improve reading and study skills | 43.8 | 44.7 | 45.1 | 40.1 | 74.6 | 44.1 | 48.5 | 45.5 | 47.7 | 39.5 | 45.3 | 40.3 | 39.0 | 75.7 | 71.8 | |
| nothing better to do..... | 2.2 | 2.1 | 2.6 | 1.5 | 10.3 | 2.1 | 2.3 | 3.1 | 2.3 | 1.9 | 1.6 | 1.4 | 1.7 | 12.5 | 4.7 | |
| become a more cultured person... | 37.8 | 32.1 | 40.8 | 42.3 | 59.8 | 31.6 | 35.1 | 37.3 | 49.7 | 39.0 | 44.5 | 40.0 | 51.2 | 59.1 | 61.6 | |
| make more money..... | 66.1 | 70.5 | 63.2 | 63.7 | 84.4 | 71.1 | 66.7 | 67.5 | 59.3 | 52.9 | 60.7 | 66.1 | 54.1 | 86.7 | 78.4 | |
| learn more about things..... | 77.7 | 75.5 | 78.1 | 80.6 | 82.4 | 75.5 | 75.3 | 76.4 | 82.5 | 77.7 | 78.8 | 79.9 | 83.4 | 82.5 | 82.4 | |
| prepare for graduate school..... | 48.0 | 47.2 | 46.7 | 51.5 | 72.9 | 46.7 | 50.3 | 45.4 | 52.0 | 42.5 | 48.9 | 49.6 | 58.9 | 71.3 | 77.0 | |
| parents wanted me to go..... | 17.4 | 15.9 | 18.5 | 17.8 | 32.8 | 15.4 | 19.5 | 17.8 | 20.8 | 17.6 | 18.9 | 17.5 | 19.2 | 34.0 | 29.6 | |
| could not find a job..... | 4.1 | 5.5 | 3.9 | 2.0 | 16.2 | 5.7 | 4.3 | 4.9 | 3.1 | 1.9 | 2.3 | 2.2 | 1.3 | 19.2 | 8.3 | |
| get away from home..... | 8.4 | 6.3 | 9.3 | 10.4 | 13.0 | 5.8 | 9.1 | 9.4 | 9.1 | 9.7 | 8.2 | 10.6 | 9.4 | 13.6 | 11.4 | |
| Reasons Noted as Very Important in Selecting this College | | | | | | | | | | | | | | | | |
| relatives wanted me to come here | 6.7 | 6.5 | 7.4 | 6.0 | 18.1 | 6.3 | 7.3 | 7.4 | 7.7 | 6.8 | 7.4 | 5.9 | 6.4 | 21.2 | 10.3 | |
| teacher advised me..... | 4.1 | 4.4 | 4.6 | 2.9 | 10.2 | 4.1 | 5.9 | 4.7 | 5.7 | 3.1 | 4.0 | 2.6 | 4.0 | 11.8 | 6.2 | |
| has a good academic reputation.. | 57.6 | 46.9 | 60.9 | 69.8 | 53.5 | 46.3 | 50.6 | 55.0 | 70.1 | 65.5 | 69.1 | 66.4 | 82.9 | 48.4 | 66.4 | |
| has a good social reputation.... | 22.6 | 17.0 | 22.5 | 32.3 | 33.1 | 16.2 | 22.2 | 21.9 | 23.7 | 23.5 | 21.6 | 34.0 | 25.5 | 35.2 | 28.1 | |
| offered financial assistance.... | 21.7 | 17.4 | 28.9 | 16.5 | 48.3 | 16.1 | 25.6 | 24.5 | 30.2 | 39.2 | 37.4 | 13.0 | 30.0 | 53.5 | 35.4 | |
| offers special educ programs.... | 25.2 | 25.3 | 26.4 | 23.2 | 42.8 | 24.1 | 32.6 | 25.4 | 29.8 | 24.7 | 26.6 | 22.5 | 25.6 | 43.7 | 40.7 | |
| has low tuition..... | 22.4 | 26.4 | 21.2 | 17.9 | 29.6 | 29.1 | 9.0 | 31.7 | 8.9 | 6.0 | 7.0 | 21.8 | 2.8 | 34.9 | 16.5 | |
| advice of guidance counselor.... | 7.9 | 10.1 | 7.3 | 5.0 | 12.4 | 9.9 | 12.0 | 7.7 | 8.2 | 4.7 | 7.3 | 4.8 | 5.5 | 13.6 | 9.3 | |
| wanted to live near home..... | 20.4 | 25.4 | 19.6 | 13.8 | 29.7 | 26.2 | 20.2 | 23.4 | 12.9 | 14.3 | 19.7 | 14.7 | 10.2 | 36.2 | 13.1 | |
| friend suggested attending..... | 7.9 | 8.6 | 8.2 | 6.1 | 10.7 | 8.2 | 11.1 | 8.4 | 7.1 | 9.4 | 7.3 | 6.4 | 5.3 | 12.3 | 6.9 | |
| college rep recruited me..... | 3.4 | 2.7 | 5.1 | 1.6 | 13.9 | 2.3 | 5.6 | 4.1 | 5.1 | 8.3 | 6.0 | 1.2 | 3.1 | 16.2 | 8.1 | |
| athletic department recruited me | 2.4 | 2.2 | 3.0 | 1.7 | 3.7 | 1.8 | 5.1 | 2.9 | 2.3 | 3.7 | 4.3 | 1.5 | 2.3 | 4.3 | 2.1 | |
| graduates go to top grad schools | 27.0 | 23.4 | 27.0 | 32.9 | 38.1 | 22.3 | 30.7 | 23.4 | 34.2 | 27.5 | 31.5 | 29.4 | 46.2 | 37.1 | 40.8 | |
| graduates get good jobs..... | 46.4 | 42.7 | 46.8 | 51.6 | 53.6 | 42.4 | 44.5 | 43.2 | 52.8 | 46.7 | 54.7 | 49.4 | 60.1 | 53.0 | 55.0 | |
| not offered aid by first choice. | 4.3 | 3.4 | 5.1 | 4.4 | 10.0 | 3.5 | 3.3 | 5.7 | 4.4 | 3.8 | 5.0 | 4.6 | 3.8 | 11.0 | 7.7 | |
| Number of Other Colleges Applied to for Admission this Year | | | | | | | | | | | | | | | | |
| none..... | 34.0 | 42.7 | 28.9 | 28.6 | 33.4 | 43.9 | 34.8 | 31.8 | 22.6 | 31.6 | 21.2 | 32.5 | 13.5 | 39.8 | 16.9 | |
| one..... | 22.8 | 24.7 | 22.6 | 20.4 | 24.5 | 24.7 | 24.7 | 24.7 | 17.1 | 23.1 | 21.2 | 21.8 | 14.6 | 26.1 | 20.2 | |
| two..... | 16.8 | 14.7 | 18.7 | 17.1 | 20.1 | 14.3 | 17.0 | 19.4 | 16.3 | 18.0 | 21.5 | 17.1 | 17.2 | 19.5 | 21.6 | |
| three..... | 12.6 | 10.0 | 14.1 | 14.4 | 11.7 | 9.4 | 13.8 | 12.9 | 15.9 | 13.8 | 17.9 | 13.5 | 17.9 | 7.9 | 21.4 | |
| four..... | 6.3 | 4.1 | 7.4 | 8.1 | 6.4 | 3.9 | 5.7 | 6.1 | 10.6 | 6.3 | 9.4 | 6.9 | 12.6 | 4.6 | 11.0 | |
| five..... | 3.7 | 2.2 | 4.2 | 5.2 | 2.0 | 2.1 | 2.5 | 2.9 | 7.9 | 3.6 | 5.0 | 4.1 | 9.5 | 0.8 | 4.8 | |
| six or more..... | 3.6 | 1.6 | 4.1 | 6.2 | 2.0 | 1.6 | 1.5 | 2.3 | 9.5 | 3.5 | 3.8 | 4.0 | 14.6 | 1.2 | 4.0 | |
| Number of Other College Acceptances this Year (5) | | | | | | | | | | | | | | | | |
| none..... | 16.9 | 29.1 | 11.4 | 9.8 | 18.1 | 30.0 | 23.7 | 13.2 | 9.5 | 9.2 | 8.5 | 11.4 | 5.0 | 21.9 | 10.3 | |
| one..... | 31.5 | 33.5 | 31.2 | 29.1 | 32.8 | 33.8 | 31.8 | 33.6 | 25.4 | 33.0 | 29.6 | 31.4 | 21.8 | 35.6 | 27.1 | |
| two..... | 24.1 | 20.6 | 25.9 | 25.7 | 23.4 | 20.0 | 24.0 | 25.8 | 25.0 | 26.5 | 28.3 | 25.8 | 25.5 | 21.9 | 26.4 | |
| three..... | 15.7 | 11.6 | 17.4 | 18.4 | 15.1 | 11.1 | 14.2 | 15.8 | 19.9 | 18.2 | 19.3 | 17.3 | 21.5 | 11.9 | 21.6 | |
| four..... | 6.7 | 3.3 | 8.1 | 8.8 | 7.0 | 3.2 | 4.0 | 7.0 | 11.0 | 7.5 | 8.4 | 7.6 | 12.5 | 6.2 | 8.6 | |
| five..... | 2.9 | 1.2 | 3.4 | 4.3 | 1.6 | 1.1 | 1.4 | 2.7 | 5.1 | 3.4 | 3.5 | 3.5 | 6.5 | 0.6 | 3.5 | |
| six or more..... | 2.3 | 0.8 | 2.5 | 3.9 | 2.1 | 0.7 | 0.9 | 1.8 | 4.1 | 2.2 | 2.4 | 2.9 | 7.2 | 1.9 | 2.5 | |

WEIGHTED NATIONAL NORMS FOR ALL WOMEN FALL 1985

| Probable Major Field of Study | All Institutions | All Colleges | | | | Predominantly Black Colleges | 2-Year Colleges | | 4-Year Colleges | | | | Universities | | Predominantly Black Colleges | |
|-----------------------------------|------------------|--------------|----------|------------------|--------|------------------------------|-----------------|--------|-----------------|-------------|----------|--------|--------------|--------|------------------------------|--|
| | | 2-Year | 4-Year | All Universities | Public | | Private | Public | Private | Prot-estant | Catholic | Public | Private | Public | Private | |
| | | Colleges | Colleges | | | | | | Nonsect. | | | | | | | |
| ARTS and HUMANITIES | | | | | | | | | | | | | | | | |
| art, fine and applied..... | 2.1 | 1.5 | 2.7 | 2.0 | 0.5 | 1.1 | 3.9 | 2.1 | 4.8 | 2.1 | 2.1 | 2.1 | 1.7 | 0.5 | 0.6 | |
| English (language & literature). | 1.3 | 0.5 | 1.8 | 1.8 | 0.4 | 0.5 | 0.3 | 1.1 | 3.3 | 1.9 | 1.8 | 1.5 | 2.8 | 0.0 | 1.4 | |
| history..... | 0.4 | 0.1 | 0.6 | 0.6 | 1.0 | 0.1 | 0.1 | 0.4 | 1.1 | 0.6 | 0.6 | 0.4 | 1.1 | 1.4 | 0.2 | |
| journalism..... | 2.0 | 1.4 | 1.7 | 3.5 | 0.8 | 1.4 | 1.3 | 1.6 | 2.0 | 1.5 | 1.9 | 3.5 | 3.7 | 0.5 | 1.6 | |
| language (except English)..... | 0.8 | 0.3 | 1.0 | 1.1 | 0.4 | 0.4 | 0.3 | 0.7 | 1.6 | 1.1 | 1.1 | 1.0 | 1.6 | 0.5 | 0.4 | |
| music..... | 0.9 | 0.5 | 1.1 | 1.0 | 0.9 | 0.4 | 1.4 | 0.8 | 1.2 | 2.9 | 0.5 | 0.8 | 1.6 | 0.9 | 0.8 | |
| philosophy..... | 0.1 | 0.0 | 0.1 | 0.2 | 0.0 | 0.0 | 0.0 | 0.0 | 0.2 | 0.1 | 0.1 | 0.1 | 0.3 | 0.0 | 0.2 | |
| speech..... | 0.1 | 0.1 | 0.1 | 0.2 | 0.0 | 0.1 | 0.0 | 0.1 | 0.1 | 0.2 | 0.1 | 0.1 | 0.3 | 0.0 | 0.2 | |
| theater or drama..... | 0.8 | 0.5 | 1.0 | 0.9 | 1.0 | 0.4 | 0.6 | 0.8 | 1.5 | 1.1 | 1.1 | 0.7 | 1.6 | 1.4 | 0.3 | |
| theology or religion..... | 0.1 | 0.0 | 0.1 | 0.1 | 0.0 | 0.0 | 0.3 | 0.0 | 0.1 | 0.6 | 0.1 | 0.0 | 0.1 | 0.0 | 0.0 | |
| other arts and humanities..... | 0.8 | 0.9 | 0.7 | 0.9 | 0.0 | 0.9 | 1.1 | 0.6 | 0.8 | 0.7 | 1.0 | 0.9 | 0.9 | 0.0 | 0.1 | |
| BIOLOGICAL SCIENCE | | | | | | | | | | | | | | | | |
| biology (general)..... | 1.7 | 0.6 | 2.1 | 2.8 | 2.0 | 0.6 | 0.5 | 1.6 | 3.1 | 2.3 | 2.8 | 2.4 | 4.4 | 0.9 | 4.5 | |
| biochemistry or biophysics..... | 0.4 | 0.1 | 0.4 | 0.8 | 0.3 | 0.1 | 0.1 | 0.3 | 0.8 | 0.4 | 0.6 | 0.7 | 1.3 | 0.0 | 1.1 | |
| botany..... | 0.0 | 0.1 | 0.0 | 0.0 | 0.0 | 0.1 | 0.0 | 0.0 | 0.1 | 0.0 | 0.1 | 0.0 | 0.0 | 0.0 | 0.0 | |
| marine (life) science..... | 0.2 | 0.1 | 0.4 | 0.3 | 0.0 | 0.1 | 0.0 | 0.4 | 0.4 | 0.4 | 0.3 | 0.3 | 0.2 | 0.0 | 0.2 | |
| microbiology or bacteriology..... | 0.2 | 0.3 | 0.2 | 0.3 | 0.1 | 0.3 | 0.1 | 0.1 | 0.2 | 0.2 | 0.1 | 0.3 | 0.4 | 0.0 | 0.3 | |
| zoology..... | 0.4 | 0.3 | 0.3 | 0.5 | 0.0 | 0.3 | 0.8 | 0.3 | 0.3 | 0.3 | 0.1 | 0.6 | 0.1 | 0.0 | 0.1 | |
| other biological science..... | 0.4 | 0.3 | 0.4 | 0.5 | 0.3 | 0.3 | 0.4 | 0.5 | 0.4 | 0.4 | 0.3 | 0.5 | 0.5 | 0.5 | 0.1 | |
| BUSINESS | | | | | | | | | | | | | | | | |
| accounting..... | 7.1 | 7.5 | 7.5 | 5.8 | 7.8 | 8.0 | 4.0 | 8.6 | 5.5 | 5.9 | 7.8 | 6.3 | 4.1 | 8.7 | 5.6 | |
| business admin. (general)..... | 6.8 | 7.9 | 6.3 | 5.7 | 12.0 | 8.0 | 7.2 | 6.6 | 5.7 | 5.7 | 7.0 | 6.0 | 4.6 | 13.2 | 9.1 | |
| finance..... | 1.0 | 0.7 | 0.9 | 1.9 | 0.3 | 0.7 | 0.3 | 0.6 | 1.2 | 0.9 | 1.6 | 1.8 | 2.3 | 0.0 | 1.1 | |
| marketing..... | 2.8 | 2.3 | 2.6 | 3.8 | 1.6 | 2.0 | 4.3 | 2.3 | 3.1 | 1.9 | 3.9 | 3.9 | 3.3 | 1.4 | 2.3 | |
| management..... | 4.5 | 5.3 | 4.3 | 3.5 | 2.8 | 5.3 | 5.3 | 4.5 | 4.5 | 2.9 | 4.9 | 3.8 | 2.3 | 2.7 | 2.8 | |
| secretarial studies..... | 3.7 | 8.0 | 1.5 | 0.2 | 2.4 | 8.2 | 6.6 | 1.7 | 1.8 | 1.4 | 0.3 | 0.3 | 0.0 | 3.2 | 0.5 | |
| other business..... | 1.6 | 2.4 | 0.9 | 1.4 | 0.5 | 2.2 | 3.6 | 0.7 | 1.1 | 1.2 | 1.8 | 1.3 | 1.7 | 0.5 | 0.7 | |
| EDUCATION | | | | | | | | | | | | | | | | |
| business education..... | 0.3 | 0.3 | 0.5 | 0.2 | 1.5 | 0.3 | 0.3 | 0.6 | 0.3 | 0.3 | 0.2 | 0.2 | 0.1 | 1.8 | 0.7 | |
| elementary education..... | 5.6 | 5.7 | 7.1 | 3.1 | 5.1 | 5.7 | 5.4 | 8.0 | 4.2 | 9.2 | 5.0 | 3.5 | 1.6 | 5.9 | 3.0 | |
| music or art education..... | 0.3 | 0.1 | 0.5 | 0.3 | 0.0 | 0.1 | 0.5 | 0.5 | 0.4 | 1.1 | 0.3 | 0.3 | 0.3 | 0.0 | 0.1 | |
| physical education or recreation | 0.9 | 1.2 | 1.0 | 0.5 | 0.8 | 1.2 | 1.3 | 1.1 | 0.6 | 1.4 | 0.6 | 0.6 | 0.1 | 0.9 | 0.6 | |
| secondary education..... | 1.4 | 1.1 | 1.8 | 1.1 | 0.8 | 1.0 | 1.2 | 1.8 | 1.2 | 2.7 | 1.8 | 1.2 | 0.6 | 0.9 | 0.6 | |
| special education..... | 1.3 | 1.2 | 1.6 | 0.7 | 0.7 | 1.3 | 1.2 | 2.0 | 0.9 | 1.2 | 1.8 | 0.8 | 0.4 | 0.9 | 0.1 | |
| other education..... | 0.6 | 0.8 | 0.5 | 0.3 | 0.1 | 0.8 | 1.1 | 0.6 | 0.4 | 0.4 | 0.8 | 0.3 | 0.1 | 0.0 | 0.5 | |
| ENGINEERING | | | | | | | | | | | | | | | | |
| aeronautical or astronautical... | 0.4 | 0.3 | 0.4 | 0.4 | 0.3 | 0.4 | 0.0 | 0.5 | 0.2 | 0.1 | 0.2 | 0.4 | 0.3 | 0.0 | 1.0 | |
| civil..... | 0.2 | 0.1 | 0.2 | 0.4 | 0.5 | 0.1 | 0.0 | 0.3 | 0.2 | 0.1 | 0.2 | 0.3 | 0.5 | 0.5 | 0.7 | |
| chemical..... | 0.4 | 0.3 | 0.3 | 0.9 | 0.4 | 0.3 | 0.1 | 0.3 | 0.3 | 0.2 | 0.3 | 0.9 | 1.0 | 0.0 | 1.2 | |
| electrical or electronic..... | 0.8 | 0.7 | 0.7 | 1.3 | 0.7 | 0.8 | 0.2 | 0.7 | 0.9 | 0.2 | 0.6 | 1.2 | 1.8 | 0.0 | 2.5 | |
| industrial..... | 0.2 | 0.2 | 0.2 | 0.4 | 0.2 | 0.2 | 0.1 | 0.2 | 0.3 | 0.0 | 0.1 | 0.4 | 0.3 | 0.0 | 0.6 | |
| mechanical..... | 0.4 | 0.3 | 0.3 | 0.6 | 0.5 | 0.3 | 0.1 | 0.4 | 0.4 | 0.1 | 0.1 | 0.5 | 0.8 | 0.5 | 0.7 | |
| other engineering..... | 0.6 | 0.6 | 0.5 | 1.1 | 0.5 | 0.6 | 0.4 | 0.5 | 0.6 | 0.2 | 0.3 | 0.9 | 1.8 | 0.0 | 1.8 | |

WEIGHTED NATIONAL NORMS FOR ALL WOMEN FALL 1985

| Major Field of Study (continued) | All Insti- tutions | All 2-Year Colleges | All 4-Year Colleges | All Uni- versities | Predomi- nantly Black Colleges | 2-Year Colleges | | 4-Year Colleges | | | | Universities | | Predominantly Black Colleges | |
|----------------------------------|-----------------------|---------------------------|---------------------------|-----------------------|---|--------------------|---------|-----------------|---------|----------|-----------------|--------------|--------|---------------------------------|--------|
| | | | | | | Public | Private | Public | Private | Nonsect. | Prot- estant | Catholic | Public | Private | Public |
| PHYSICAL SCIENCE | | | | | | | | | | | | | | | |
| astronomy..... | 0.0 | 0.0 | 0.1 | 0.1 | 0.0 | 0.0 | 0.0 | 0.1 | 0.1 | 0.0 | 0.0 | 0.1 | 0.1 | 0.0 | 0.1 |
| atmospheric science..... | 0.0 | 0.1 | 0.0 | 0.0 | 0.0 | 0.1 | 0.0 | 0.0 | 0.0 | 0.0 | 0.0 | 0.0 | 0.0 | 0.0 | 0.0 |
| chemistry..... | 0.5 | 0.3 | 0.7 | 0.7 | 0.9 | 0.3 | 0.0 | 0.6 | 0.8 | 1.0 | 1.0 | 0.6 | 1.2 | 0.9 | 0.9 |
| earth science..... | 0.1 | 0.1 | 0.1 | 0.1 | 0.0 | 0.1 | 0.0 | 0.0 | 0.1 | 0.1 | 0.1 | 0.1 | 0.0 | 0.0 | 0.0 |
| marine science..... | 0.1 | 0.1 | 0.1 | 0.1 | 0.0 | 0.1 | 0.1 | 0.1 | 0.1 | 0.1 | 0.1 | 0.1 | 0.1 | 0.0 | 0.0 |
| mathematics..... | 0.8 | 0.4 | 1.1 | 1.0 | 0.5 | 0.4 | 0.2 | 1.1 | 0.9 | 1.0 | 1.2 | 0.9 | 1.3 | 0.5 | 0.6 |
| physics..... | 0.1 | 0.0 | 0.2 | 0.3 | 0.3 | 0.0 | 0.0 | 0.2 | 0.2 | 0.1 | 0.1 | 0.2 | 0.5 | 0.5 | 0.1 |
| statistics..... | 0.0 | 0.0 | 0.0 | 0.0 | 0.0 | 0.0 | 0.0 | 0.0 | 0.0 | 0.0 | 0.0 | 0.0 | 0.0 | 0.0 | 0.0 |
| other physical science..... | 0.1 | 0.1 | 0.1 | 0.1 | 0.0 | 0.1 | 0.0 | 0.1 | 0.1 | 0.0 | 0.1 | 0.1 | 0.1 | 0.0 | 0.0 |
| PROFESSIONAL | | | | | | | | | | | | | | | |
| architecture or urban planning.. | 0.3 | 0.3 | 0.2 | 0.7 | 0.1 | 0.3 | 0.3 | 0.2 | 0.3 | 0.1 | 0.1 | 0.7 | 0.7 | 0.0 | 0.4 |
| home economics..... | 0.8 | 0.8 | 0.7 | 1.2 | 1.7 | 0.8 | 0.4 | 1.0 | 0.3 | 0.5 | 0.4 | 1.4 | 0.4 | 2.3 | 0.3 |
| health technology..... | 1.8 | 2.7 | 1.3 | 1.1 | 1.0 | 2.6 | 3.5 | 1.5 | 0.7 | 1.4 | 1.4 | 1.3 | 0.6 | 0.9 | 1.2 |
| library or archival science..... | 0.0 | 0.0 | 0.0 | 0.0 | 0.0 | 0.0 | 0.1 | 0.0 | 0.0 | 0.0 | 0.1 | 0.0 | 0.0 | 0.0 | 0.1 |
| nursing..... | 6.1 | 7.4 | 5.9 | 4.1 | 10.6 | 7.9 | 3.7 | 7.2 | 2.6 | 5.5 | 6.7 | 4.3 | 3.4 | 12.8 | 5.3 |
| pharmacy..... | 0.7 | 0.5 | 0.5 | 1.4 | 0.2 | 0.5 | 0.3 | 0.5 | 0.7 | 0.6 | 0.6 | 1.6 | 0.6 | 0.0 | 0.8 |
| preudent, premed, prevet..... | 3.2 | 1.9 | 2.9 | 5.7 | 3.5 | 1.8 | 2.9 | 2.1 | 4.0 | 4.0 | 3.8 | 5.3 | 7.1 | 1.8 | 7.3 |
| therapy (phys,occupat,etc)..... | 3.0 | 2.9 | 2.8 | 3.6 | 1.4 | 2.6 | 5.3 | 3.2 | 2.0 | 3.0 | 2.1 | 4.1 | 1.6 | 1.4 | 1.3 |
| other professional..... | 1.4 | 1.9 | 1.1 | 1.3 | 0.9 | 1.8 | 2.2 | 0.9 | 1.4 | 1.2 | 1.6 | 1.3 | 1.4 | 0.9 | 1.0 |
| SOCIAL SCIENCE | | | | | | | | | | | | | | | |
| anthropology..... | 0.1 | 0.0 | 0.1 | 0.2 | 0.0 | 0.0 | 0.1 | 0.1 | 0.2 | 0.1 | 0.1 | 0.2 | 0.2 | 0.0 | 0.0 |
| economics..... | 0.3 | 0.0 | 0.4 | 0.5 | 0.7 | 0.0 | 0.0 | 0.2 | 1.0 | 0.3 | 0.2 | 0.4 | 1.2 | 0.5 | 1.3 |
| ethnic studies..... | 0.0 | 0.0 | 0.0 | 0.0 | 0.0 | 0.0 | 0.0 | 0.0 | 0.0 | 0.0 | 0.0 | 0.0 | 0.0 | 0.0 | 0.0 |
| geography..... | 0.0 | 0.0 | 0.0 | 0.0 | 0.0 | 0.0 | 0.0 | 0.0 | 0.0 | 0.0 | 0.0 | 0.0 | 0.0 | 0.0 | 0.0 |
| political science..... | 2.3 | 0.9 | 2.7 | 3.9 | 2.1 | 0.9 | 0.8 | 1.8 | 4.2 | 3.1 | 3.4 | 3.0 | 7.6 | 1.4 | 3.8 |
| psychology..... | 4.7 | 3.7 | 5.4 | 5.2 | 2.7 | 3.7 | 3.5 | 4.7 | 5.8 | 6.7 | 6.9 | 5.3 | 5.1 | 1.8 | 4.9 |
| social work..... | 1.6 | 2.2 | 1.6 | 0.9 | 1.9 | 2.2 | 2.1 | 1.6 | 1.3 | 2.3 | 1.7 | 0.9 | 0.5 | 1.4 | 3.3 |
| sociology..... | 0.4 | 0.3 | 0.6 | 0.4 | 1.0 | 0.3 | 0.2 | 0.6 | 0.8 | 0.6 | 0.5 | 0.4 | 0.4 | 0.9 | 1.2 |
| women's studies..... | 0.0 | 0.0 | 0.0 | 0.0 | 0.0 | 0.0 | 0.0 | 0.0 | 0.0 | 0.0 | 0.0 | 0.0 | 0.0 | 0.0 | 0.0 |
| other social science..... | 0.2 | 0.4 | 0.2 | 0.2 | 0.0 | 0.4 | 0.0 | 0.2 | 0.2 | 0.2 | 0.1 | 0.2 | 0.2 | 0.0 | 0.2 |
| TECHNICAL | | | | | | | | | | | | | | | |
| building trades..... | 0.0 | 0.0 | 0.0 | 0.0 | 0.0 | 0.0 | 0.0 | 0.0 | 0.0 | 0.0 | 0.0 | 0.0 | 0.0 | 0.0 | 0.0 |
| data processing or programming.. | 1.8 | 2.8 | 1.4 | 0.7 | 4.9 | 3.0 | 1.2 | 1.8 | 1.0 | 0.8 | 0.6 | 0.8 | 0.4 | 5.9 | 2.6 |
| drafting or design..... | 0.3 | 0.4 | 0.2 | 0.2 | 0.3 | 0.4 | 0.5 | 0.2 | 0.2 | 0.1 | 0.1 | 0.2 | 0.1 | 0.5 | 0.0 |
| electronics..... | 0.1 | 0.1 | 0.0 | 0.0 | 0.0 | 0.1 | 0.0 | 0.0 | 0.0 | 0.0 | 0.0 | 0.0 | 0.0 | 0.0 | 0.1 |
| mechanics..... | 0.0 | 0.0 | 0.0 | 0.0 | 0.0 | 0.1 | 0.0 | 0.0 | 0.0 | 0.0 | 0.0 | 0.0 | 0.0 | 0.0 | 0.0 |
| other technical..... | 0.2 | 0.4 | 0.0 | 0.0 | 0.0 | 0.4 | 0.5 | 0.0 | 0.1 | 0.1 | 0.0 | 0.0 | 0.0 | 0.0 | 0.0 |
| OTHER FIELDS | | | | | | | | | | | | | | | |
| agriculture..... | 0.8 | 1.5 | 0.3 | 0.7 | 1.0 | 1.7 | 0.2 | 0.4 | 0.1 | 0.2 | 0.0 | 0.9 | 0.0 | 1.4 | 0.1 |
| communications (radio,TV)..... | 2.6 | 1.6 | 3.1 | 3.3 | 2.1 | 1.4 | 2.5 | 2.9 | 4.0 | 2.5 | 2.7 | 3.2 | 3.6 | 1.8 | 2.9 |
| computer science..... | 1.6 | 1.4 | 2.0 | 1.2 | 6.8 | 1.4 | 1.3 | 2.7 | 1.3 | 1.1 | 1.4 | 1.3 | 0.9 | 7.3 | 5.8 |
| forestry..... | 0.2 | 0.5 | 0.1 | 0.1 | 0.1 | 0.5 | 0.4 | 0.1 | 0.1 | 0.0 | 0.0 | 0.1 | 0.0 | 0.0 | 0.2 |
| law enforcement..... | 1.0 | 1.5 | 0.9 | 0.4 | 2.1 | 1.6 | 0.4 | 1.0 | 0.7 | 0.4 | 0.9 | 0.5 | 0.2 | 2.3 | 1.7 |
| military science..... | 0.1 | 0.1 | 0.1 | 0.0 | 0.4 | 0.1 | 0.0 | 0.1 | 0.0 | 0.0 | 0.0 | 0.0 | 0.0 | 0.5 | 0.2 |
| other field..... | 1.9 | 3.4 | 1.0 | 0.9 | 0.9 | 2.9 | 6.7 | 0.8 | 1.3 | 1.3 | 1.0 | 1.0 | 0.6 | 0.9 | 0.8 |
| undecided..... | 6.9 | 5.0 | 7.8 | 8.6 | 3.9 | 4.9 | 6.1 | 8.0 | 7.6 | 7.8 | 6.9 | 8.4 | 9.1 | 4.1 | 3.5 |

WEIGHTED NATIONAL NORMS FOR ALL WOMEN FALL 1985

| Probable Career Occupation | All Institutions | All 2-Year Colleges | All 4-Year Colleges | All Universities | Predominantly Black Colleges | 2-Year Colleges | | 4-Year Colleges | | | | Universities | | Predominantly Black Colleges | |
|------------------------------------|------------------|---------------------|---------------------|------------------|------------------------------|-----------------|---------|-----------------|---------|------------|----------|--------------|---------|------------------------------|---------|
| | | | | | | Public | Private | Public | Private | Protestant | Catholic | Public | Private | Public | Private |
| accountant or actuary..... | 7.1 | 7.6 | 7.4 | 5.8 | 8.5 | 8.0 | 4.4 | 8.5 | 5.5 | 6.0 | 7.6 | 6.2 | 3.9 | 9.6 | 5.8 |
| actor or entertainer..... | 1.0 | 0.6 | 1.3 | 1.2 | 1.3 | 0.6 | 0.9 | 1.0 | 2.2 | 1.5 | 1.2 | 1.0 | 1.9 | 1.5 | 0.9 |
| architect or urban planner..... | 0.5 | 0.7 | 0.2 | 0.8 | 0.2 | 0.7 | 0.2 | 0.2 | 0.4 | 0.1 | 0.2 | 0.8 | 0.7 | 0.0 | 0.7 |
| artist..... | 1.6 | 1.3 | 2.0 | 1.4 | 0.2 | 0.9 | 3.7 | 1.7 | 3.5 | 1.2 | 1.6 | 1.4 | 1.1 | 0.0 | 0.7 |
| business (clerical)..... | 3.1 | 6.3 | 1.7 | 0.5 | 2.1 | 6.5 | 5.1 | 2.0 | 1.5 | 1.4 | 0.5 | 0.6 | 0.2 | 2.5 | 1.0 |
| business executive..... | 11.8 | 12.7 | 11.0 | 11.7 | 9.9 | 12.9 | 11.6 | 10.8 | 11.6 | 9.3 | 13.4 | 12.0 | 10.5 | 9.1 | 11.7 |
| business owner or proprietor.... | 2.0 | 2.4 | 1.7 | 1.8 | 1.9 | 2.3 | 2.6 | 1.5 | 2.3 | 1.4 | 2.0 | 1.8 | 1.7 | 2.0 | 1.7 |
| business salesperson or buyer... | 1.8 | 2.1 | 1.5 | 2.0 | 0.7 | 1.8 | 3.8 | 1.3 | 1.9 | 1.1 | 2.0 | 2.2 | 1.2 | 0.5 | 1.2 |
| clergyman (minister, priest)..... | 0.0 | 0.0 | 0.0 | 0.0 | 0.0 | 0.0 | 0.1 | 0.0 | 0.1 | 0.1 | 0.0 | 0.0 | 0.0 | 0.0 | 0.0 |
| clergy (other religious)..... | 0.1 | 0.1 | 0.2 | 0.1 | 0.0 | 0.0 | 0.3 | 0.0 | 0.2 | 0.7 | 0.1 | 0.0 | 0.1 | 0.0 | 0.0 |
| clinical psychologist..... | 2.0 | 1.6 | 2.2 | 2.1 | 0.9 | 1.6 | 1.4 | 1.9 | 2.3 | 2.8 | 2.9 | 2.2 | 2.0 | 0.5 | 1.8 |
| college teacher..... | 0.2 | 0.1 | 0.3 | 0.3 | 0.1 | 0.1 | 0.1 | 0.2 | 0.4 | 0.4 | 0.2 | 0.2 | 0.5 | 0.0 | 0.3 |
| computer programmer or analyst.. | 3.2 | 3.8 | 3.4 | 1.8 | 12.1 | 4.1 | 2.1 | 4.4 | 2.1 | 1.8 | 2.3 | 1.9 | 1.2 | 14.2 | 7.4 |
| conservationist or forester..... | 0.4 | 0.7 | 0.2 | 0.2 | 0.0 | 0.7 | 0.5 | 0.2 | 0.2 | 0.1 | 0.0 | 0.3 | 0.1 | 0.0 | 0.1 |
| dentist (incl orthodontist)..... | 0.4 | 0.4 | 0.4 | 0.6 | 0.7 | 0.3 | 0.9 | 0.4 | 0.4 | 0.4 | 0.5 | 0.5 | 0.8 | 0.5 | 1.0 |
| dietitian or home economist..... | 0.4 | 0.4 | 0.3 | 0.5 | 0.4 | 0.5 | 0.0 | 0.4 | 0.3 | 0.3 | 0.3 | 0.6 | 0.1 | 0.5 | 0.2 |
| engineer..... | 2.9 | 2.2 | 2.4 | 4.8 | 3.6 | 2.5 | 0.5 | 2.6 | 3.0 | 1.0 | 1.7 | 4.5 | 5.9 | 1.5 | 8.4 |
| farmer or rancher..... | 0.3 | 0.5 | 0.1 | 0.1 | 0.0 | 0.6 | 0.1 | 0.1 | 0.1 | 0.3 | 0.0 | 0.1 | 0.1 | 0.0 | 0.0 |
| foreign service worker..... | 1.1 | 0.4 | 1.3 | 1.9 | 0.1 | 0.3 | 0.5 | 0.7 | 2.2 | 1.9 | 1.6 | 1.4 | 3.5 | 0.0 | 0.3 |
| homemaker (full-time)..... | 0.2 | 0.3 | 0.2 | 0.2 | 0.4 | 0.3 | 0.2 | 0.2 | 0.2 | 0.3 | 0.1 | 0.2 | 0.1 | 0.5 | 0.1 |
| interior decorator..... | 1.1 | 1.1 | 0.9 | 1.3 | 0.5 | 0.7 | 3.3 | 0.8 | 1.2 | 0.9 | 1.0 | 1.4 | 0.7 | 0.5 | 0.3 |
| interpreter (translator)..... | 0.3 | 0.2 | 0.3 | 0.4 | 0.1 | 0.2 | 0.3 | 0.2 | 0.5 | 0.4 | 0.6 | 0.4 | 0.5 | 0.0 | 0.2 |
| lab technician or hygienist..... | 1.1 | 1.7 | 0.9 | 0.7 | 0.6 | 1.7 | 1.7 | 1.1 | 0.4 | 1.0 | 1.0 | 0.8 | 0.4 | 0.5 | 0.8 |
| law enforcement officer..... | 0.6 | 1.0 | 0.3 | 0.2 | 0.6 | 1.2 | 0.3 | 0.4 | 0.3 | 0.2 | 0.5 | 0.3 | 0.1 | 0.5 | 0.7 |
| lawyer (attorney) or judge..... | 3.7 | 2.3 | 3.9 | 5.8 | 6.7 | 2.2 | 2.3 | 3.1 | 5.9 | 3.5 | 5.1 | 4.9 | 9.2 | 6.1 | 8.0 |
| military service (career)..... | 0.3 | 0.2 | 0.6 | 0.1 | 0.8 | 0.2 | 0.0 | 1.0 | 0.1 | 0.1 | 0.1 | 0.1 | 0.1 | 1.0 | 0.4 |
| musician (performer, composer)... | 0.8 | 0.4 | 1.0 | 0.9 | 1.3 | 0.3 | 0.8 | 0.8 | 1.1 | 1.9 | 0.5 | 0.7 | 1.4 | 1.5 | 0.8 |
| nurse..... | 6.2 | 7.7 | 6.0 | 4.2 | 10.9 | 8.4 | 3.4 | 7.2 | 2.6 | 5.7 | 7.0 | 4.4 | 3.3 | 13.2 | 5.5 |
| optometrist..... | 0.2 | 0.2 | 0.2 | 0.3 | 0.5 | 0.2 | 0.2 | 0.2 | 0.2 | 0.1 | 0.2 | 0.3 | 0.2 | 0.5 | 0.4 |
| pharmacist..... | 0.8 | 0.5 | 0.7 | 1.5 | 0.4 | 0.6 | 0.3 | 0.6 | 0.8 | 0.7 | 0.8 | 1.8 | 0.7 | 0.0 | 1.4 |
| physician..... | 3.4 | 1.1 | 3.8 | 6.6 | 6.2 | 1.0 | 1.3 | 2.6 | 5.9 | 4.7 | 5.1 | 5.5 | 10.8 | 4.6 | 10.0 |
| school counselor..... | 0.3 | 0.2 | 0.4 | 0.2 | 0.1 | 0.2 | 0.5 | 0.4 | 0.4 | 0.7 | 0.4 | 0.3 | 0.2 | 0.0 | 0.4 |
| school principal or superintend. | 0.0 | 0.0 | 0.0 | 0.0 | 0.0 | 0.0 | 0.1 | 0.0 | 0.0 | 0.0 | 0.0 | 0.0 | 0.1 | 0.0 | 0.1 |
| scientific researcher..... | 1.2 | 0.7 | 1.3 | 1.7 | 0.3 | 0.7 | 0.5 | 1.1 | 1.6 | 1.4 | 1.3 | 1.6 | 2.4 | 0.0 | 1.1 |
| social, welfare or rec. worker.. | 2.3 | 2.8 | 2.3 | 1.3 | 2.6 | 2.9 | 2.1 | 2.3 | 1.9 | 3.0 | 2.4 | 1.4 | 0.8 | 2.0 | 4.0 |
| statistician..... | 0.1 | 0.0 | 0.1 | 0.1 | 0.0 | 0.0 | 0.0 | 0.1 | 0.1 | 0.1 | 0.1 | 0.1 | 0.1 | 0.0 | 0.1 |
| therapist (phys, occup, speech)... | 3.5 | 3.5 | 3.1 | 4.0 | 1.3 | 3.1 | 5.6 | 3.5 | 2.3 | 3.4 | 2.5 | 4.5 | 2.2 | 1.0 | 1.9 |
| teacher (elementary)..... | 6.7 | 6.5 | 8.7 | 3.5 | 5.1 | 6.6 | 6.2 | 10.0 | 5.2 | 10.6 | 6.9 | 4.0 | 1.9 | 6.1 | 2.9 |
| teacher (secondary)..... | 2.8 | 1.9 | 4.0 | 2.1 | 2.8 | 1.9 | 1.9 | 4.3 | 2.6 | 5.5 | 3.4 | 2.3 | 1.4 | 3.6 | 1.1 |
| veterinarian..... | 1.4 | 1.8 | 0.8 | 1.9 | 1.1 | 1.6 | 3.0 | 0.8 | 1.0 | 0.9 | 0.6 | 2.2 | 0.5 | 1.0 | 1.3 |
| writer or journalist..... | 2.8 | 1.7 | 3.0 | 4.2 | 1.6 | 1.6 | 2.2 | 2.7 | 4.2 | 2.7 | 3.2 | 3.9 | 5.6 | 1.0 | 3.1 |
| skilled trades..... | 0.3 | 0.7 | 0.1 | 0.1 | 0.0 | 0.8 | 0.4 | 0.1 | 0.1 | 0.1 | 0.1 | 0.1 | 0.0 | 0.0 | 0.0 |
| other..... | 7.9 | 10.7 | 6.1 | 6.5 | 5.1 | 10.1 | 14.6 | 5.8 | 6.4 | 6.4 | 6.7 | 6.9 | 5.1 | 5.1 | 5.2 |
| undecided..... | 12.1 | 9.1 | 13.3 | 14.7 | 8.1 | 9.0 | 10.2 | 12.7 | 14.7 | 13.9 | 12.5 | 14.2 | 16.7 | 8.6 | 7.0 |
| This College is Student's | | | | | | | | | | | | | | | |
| first choice..... | 72.7 | 72.3 | 71.9 | 74.7 | 59.0 | 72.7 | 69.6 | 70.1 | 71.7 | 78.7 | 72.9 | 74.7 | 74.5 | 59.2 | 58.5 |
| second choice..... | 21.0 | 20.9 | 21.9 | 19.4 | 29.8 | 20.4 | 23.8 | 23.5 | 21.0 | 17.2 | 21.7 | 19.5 | 19.2 | 29.4 | 30.6 |
| third choice..... | 4.4 | 4.6 | 4.5 | 4.0 | 8.0 | 4.6 | 5.0 | 4.7 | 5.2 | 2.9 | 4.1 | 3.9 | 4.3 | 7.8 | 8.5 |
| less than third choice..... | 1.9 | 2.3 | 1.7 | 1.9 | 3.2 | 2.4 | 1.6 | 1.7 | 2.1 | 1.2 | 1.3 | 1.9 | 2.0 | 3.5 | 2.4 |

WEIGHTED NATIONAL NORMS FOR ALL WOMEN

FALL 1985

| | All Insti- tutions | All 2-Year Colleges | All 4-Year Colleges | All Uni- versities | Predomi- nantly Black Colleges | 2-Year Colleges | | 4-Year Colleges | | | | Universities | | Predominantly Black Colleges | |
|--------------------------------------|-----------------------|---------------------------|---------------------------|-----------------------|---|--------------------|---------|-----------------|---------------------|-----------------|----------|--------------|---------|---------------------------------|---------|
| | | | | | | Public | Private | Public | Private Nonsect. | Prot- estant | Catholic | Public | Private | Public | Private |
| | | | | | | | | | | | | | | | |
| Father's Education | | | | | | | | | | | | | | | |
| grammar school or less..... | 5.2 | 6.9 | 5.2 | 2.4 | 16.7 | 7.0 | 6.3 | 5.9 | 3.8 | 3.7 | 5.9 | 2.5 | 2.3 | 19.9 | 8.8 |
| some high school..... | 10.2 | 14.2 | 9.6 | 4.8 | 24.4 | 14.8 | 10.5 | 11.3 | 7.7 | 6.8 | 7.4 | 5.3 | 3.1 | 28.2 | 14.9 |
| high school graduate..... | 28.6 | 36.5 | 26.8 | 18.7 | 26.3 | 37.0 | 32.9 | 30.1 | 20.9 | 24.6 | 23.8 | 20.7 | 11.0 | 25.0 | 29.5 |
| postsecondary other than college | 5.0 | 5.3 | 5.0 | 4.3 | 2.8 | 5.5 | 4.6 | 5.2 | 4.2 | 4.7 | 5.8 | 4.6 | 3.5 | 1.9 | 5.3 |
| some college..... | 13.9 | 13.2 | 14.2 | 14.4 | 10.1 | 12.9 | 14.8 | 14.4 | 12.5 | 15.2 | 15.2 | 15.0 | 12.3 | 8.3 | 14.6 |
| college degree..... | 19.0 | 14.5 | 19.5 | 25.5 | 11.6 | 13.9 | 18.2 | 18.3 | 21.1 | 21.0 | 20.6 | 25.6 | 25.0 | 11.6 | 11.6 |
| some graduate school..... | 2.6 | 1.5 | 2.8 | 3.8 | 1.3 | 1.5 | 1.9 | 2.3 | 3.7 | 3.4 | 2.5 | 3.5 | 5.0 | 0.9 | 2.3 |
| graduate degree..... | 15.7 | 8.0 | 17.0 | 25.9 | 6.8 | 7.5 | 10.7 | 12.4 | 26.1 | 20.6 | 18.8 | 22.9 | 37.6 | 4.2 | 13.1 |
| Father's Occupation (6) | | | | | | | | | | | | | | | |
| artist (incl performer)..... | 0.8 | 0.6 | 0.9 | 1.0 | 1.4 | 0.6 | 0.8 | 0.7 | 1.4 | 0.9 | 0.7 | 1.0 | 1.0 | 1.6 | 1.0 |
| businessman..... | 27.9 | 23.7 | 27.7 | 34.9 | 10.4 | 22.5 | 31.1 | 24.8 | 32.0 | 29.7 | 32.4 | 33.9 | 38.4 | 9.1 | 13.3 |
| clergy or religious worker..... | 0.9 | 0.7 | 1.4 | 0.7 | 2.3 | 0.5 | 2.0 | 0.7 | 1.6 | 4.4 | 0.2 | 0.6 | 0.8 | 2.2 | 2.8 |
| college teacher or administrator | 0.9 | 0.3 | 1.1 | 1.6 | 0.6 | 0.3 | 0.3 | 0.7 | 1.8 | 1.5 | 1.0 | 1.3 | 2.7 | 0.5 | 0.8 |
| doctor or dentist..... | 2.0 | 0.6 | 2.1 | 4.0 | 0.5 | 0.5 | 0.9 | 0.9 | 4.2 | 2.7 | 3.3 | 3.1 | 7.4 | 0.0 | 1.6 |
| education (secondary)..... | 3.4 | 2.7 | 3.8 | 3.8 | 2.9 | 2.8 | 1.8 | 4.0 | 3.5 | 4.1 | 3.7 | 3.9 | 3.4 | 2.2 | 4.6 |
| education (elementary)..... | 0.7 | 0.6 | 0.8 | 0.5 | 1.1 | 0.6 | 0.6 | 0.8 | 0.8 | 0.9 | 0.7 | 0.6 | 0.5 | 1.1 | 1.3 |
| engineer..... | 8.3 | 7.2 | 7.9 | 10.7 | 4.7 | 6.9 | 8.7 | 8.6 | 6.9 | 7.4 | 7.1 | 10.9 | 9.9 | 4.8 | 4.4 |
| farmer or forester..... | 4.0 | 4.2 | 4.3 | 3.2 | 8.5 | 4.1 | 4.4 | 5.6 | 1.8 | 4.7 | 2.1 | 3.7 | 1.2 | 11.3 | 2.0 |
| health professional (non-M.D.).. | 1.2 | 0.9 | 1.2 | 1.4 | 3.5 | 0.9 | 1.1 | 1.3 | 1.2 | 1.0 | 1.1 | 1.4 | 1.4 | 4.3 | 1.7 |
| lawyer..... | 1.5 | 0.5 | 1.6 | 2.8 | 0.4 | 0.4 | 1.0 | 0.7 | 3.4 | 1.6 | 2.7 | 2.1 | 5.2 | 0.0 | 1.2 |
| military (career)..... | 1.6 | 1.4 | 1.8 | 1.6 | 3.2 | 1.3 | 2.0 | 1.8 | 1.7 | 1.8 | 1.7 | 1.8 | 1.1 | 2.7 | 4.3 |
| research scientist..... | 0.5 | 0.3 | 0.6 | 0.8 | 0.0 | 0.3 | 0.3 | 0.5 | 0.9 | 0.6 | 0.4 | 0.7 | 1.3 | 0.0 | 0.0 |
| skilled worker..... | 9.6 | 12.6 | 8.6 | 6.6 | 6.3 | 13.3 | 8.2 | 9.2 | 7.5 | 8.0 | 8.3 | 7.0 | 5.0 | 4.8 | 9.7 |
| semi-skilled worker..... | 4.9 | 6.5 | 4.5 | 2.8 | 6.7 | 6.9 | 4.2 | 5.3 | 2.9 | 4.4 | 3.9 | 3.1 | 1.9 | 7.5 | 4.8 |
| laborer (unskilled)..... | 3.7 | 5.1 | 3.5 | 1.9 | 9.3 | 5.4 | 2.9 | 4.3 | 2.3 | 2.2 | 2.9 | 2.0 | 1.3 | 11.3 | 4.7 |
| unemployed..... | 3.1 | 4.1 | 3.2 | 1.6 | 9.2 | 4.1 | 3.5 | 3.4 | 3.2 | 2.4 | 2.6 | 1.7 | 1.6 | 10.2 | 6.9 |
| other occupation..... | 25.1 | 28.2 | 25.0 | 20.1 | 28.9 | 28.6 | 26.1 | 26.6 | 23.0 | 21.6 | 25.2 | 21.2 | 16.2 | 26.3 | 35.0 |
| Father's Religious Preference | | | | | | | | | | | | | | | |
| Baptist..... | 14.0 | 12.5 | 17.0 | 11.6 | 63.6 | 10.3 | 26.4 | 19.7 | 14.7 | 19.1 | 3.4 | 12.8 | 7.0 | 66.7 | 56.2 |
| Buddhist..... | 0.3 | 0.2 | 0.3 | 0.5 | 0.8 | 0.2 | 0.3 | 0.3 | 0.5 | 0.2 | 0.1 | 0.4 | 1.0 | 1.1 | 0.2 |
| Congregational (UCC)..... | 1.5 | 1.2 | 1.7 | 1.7 | 0.2 | 1.2 | 1.1 | 1.7 | 2.0 | 1.6 | 0.5 | 1.8 | 1.1 | 0.0 | 0.7 |
| Eastern Orthodox..... | 0.7 | 0.8 | 0.5 | 0.8 | 0.0 | 0.8 | 0.6 | 0.4 | 0.9 | 0.3 | 0.6 | 0.7 | 1.0 | 0.0 | 0.0 |
| Episcopal..... | 2.7 | 2.1 | 2.8 | 3.6 | 0.9 | 1.9 | 3.0 | 2.2 | 4.5 | 3.5 | 1.5 | 3.6 | 3.7 | 0.5 | 1.7 |
| Islamic..... | 0.2 | 0.1 | 0.2 | 0.2 | 0.1 | 0.2 | 0.0 | 0.1 | 0.3 | 0.1 | 0.3 | 0.2 | 0.5 | 0.0 | 0.4 |
| Jewish..... | 3.1 | 2.4 | 2.3 | 5.6 | 0.0 | 2.5 | 2.2 | 1.8 | 5.4 | 0.7 | 0.5 | 4.5 | 9.8 | 0.0 | 0.1 |
| Latter Day Saints (Mormon)..... | 0.2 | 0.2 | 0.2 | 0.2 | 0.0 | 0.2 | 0.2 | 0.2 | 0.2 | 0.2 | 0.1 | 0.2 | 0.2 | 0.0 | 0.0 |
| Lutheran..... | 6.2 | 5.7 | 6.0 | 7.2 | 0.5 | 5.3 | 8.3 | 6.3 | 3.8 | 9.4 | 4.3 | 7.9 | 4.5 | 0.5 | 0.4 |
| Methodist..... | 10.5 | 11.4 | 9.5 | 10.7 | 9.2 | 11.5 | 11.3 | 10.3 | 8.1 | 12.4 | 3.4 | 11.9 | 5.9 | 6.6 | 15.5 |
| Presbyterian..... | 5.3 | 4.8 | 4.9 | 6.8 | 1.2 | 4.6 | 6.4 | 4.4 | 6.1 | 6.9 | 2.1 | 7.1 | 5.4 | 0.5 | 2.9 |
| Quaker (Society of Friends)..... | 0.1 | 0.1 | 0.1 | 0.1 | 0.0 | 0.1 | 0.2 | 0.0 | 0.2 | 0.3 | 0.1 | 0.2 | 0.0 | 0.0 | 0.0 |
| Roman Catholic..... | 36.5 | 41.0 | 33.2 | 34.7 | 3.3 | 43.2 | 26.6 | 33.2 | 29.0 | 14.4 | 73.0 | 31.9 | 44.9 | 2.7 | 4.8 |
| Seventh Day Adventist..... | 0.2 | 0.2 | 0.3 | 0.2 | 0.6 | 0.2 | 0.3 | 0.3 | 0.2 | 0.7 | 0.2 | 0.2 | 0.2 | 0.5 | 0.6 |
| other Protestant..... | 5.6 | 5.6 | 6.7 | 3.9 | 1.2 | 5.8 | 4.0 | 5.2 | 7.4 | 14.0 | 2.7 | 4.0 | 3.3 | 1.1 | 1.6 |
| other religion..... | 4.3 | 4.0 | 5.4 | 3.0 | 9.2 | 4.1 | 3.3 | 5.1 | 6.0 | 7.4 | 2.1 | 3.1 | 2.5 | 10.9 | 5.1 |
| none..... | 8.5 | 7.7 | 8.9 | 9.3 | 9.1 | 7.9 | 5.9 | 8.9 | 10.6 | 8.7 | 5.0 | 9.4 | 8.9 | 8.7 | 10.0 |

WEIGHTED NATIONAL NORMS FOR ALL WOMEN

FALL 1985

| | All Insti- tutions | All 2-Year Colleges | All 4-Year Colleges | All Uni- versities | Predomi- nantly Black Colleges | 2-Year Colleges | | 4-Year Colleges | | | | Universities | | Predominantly Black Colleges | | |
|--------------------------------------|-----------------------|---------------------------|---------------------------|-----------------------|---|--------------------|---------|-----------------|---------|----------|-----------------|--------------|--------|---------------------------------|--------|---------|
| | | | | | | Public | Private | Public | Private | Nonsect. | Prot- estant | Catholic | Public | Private | Public | Private |
| | | | | | | | | | | | | | | | | |
| Mother's Education | | | | | | | | | | | | | | | | |
| grammar school or less..... | 3.6 | 5.3 | 3.2 | 1.6 | 7.0 | 5.5 | 4.3 | 3.5 | 2.5 | 2.4 | 4.2 | 1.6 | 1.9 | 8.3 | 3.9 | |
| some high school..... | 8.4 | 11.3 | 8.3 | 3.9 | 23.7 | 11.4 | 10.5 | 10.3 | 5.6 | 5.5 | 6.1 | 4.2 | 2.7 | 28.5 | 11.6 | |
| high school graduate..... | 37.7 | 45.9 | 35.4 | 28.1 | 28.9 | 47.0 | 38.4 | 39.1 | 27.6 | 31.6 | 36.2 | 30.6 | 18.3 | 28.5 | 29.9 | |
| postsecondary other than college | 7.9 | 7.7 | 7.9 | 8.0 | 4.4 | 7.7 | 7.6 | 8.1 | 7.4 | 7.9 | 8.0 | 8.3 | 7.1 | 4.1 | 5.2 | |
| some college..... | 16.1 | 13.5 | 16.8 | 19.1 | 17.1 | 13.1 | 15.8 | 16.1 | 16.9 | 19.3 | 17.2 | 19.4 | 17.9 | 16.9 | 17.3 | |
| college degree..... | 16.4 | 10.6 | 17.6 | 23.9 | 9.9 | 10.0 | 15.0 | 14.8 | 22.6 | 20.7 | 18.2 | 22.4 | 29.3 | 8.3 | 14.0 | |
| some graduate school..... | 2.5 | 1.2 | 2.7 | 4.1 | 2.1 | 1.1 | 2.1 | 2.1 | 4.1 | 3.4 | 2.4 | 3.5 | 6.1 | 1.7 | 3.1 | |
| graduate degree..... | 7.5 | 4.5 | 8.2 | 11.3 | 7.0 | 4.3 | 6.3 | 6.0 | 13.4 | 9.1 | 7.6 | 9.9 | 16.7 | 3.7 | 15.1 | |
| Mother's Occupation (6) | | | | | | | | | | | | | | | | |
| artist (incl performer)..... | 1.4 | 0.8 | 1.6 | 2.0 | 0.9 | 0.7 | 1.3 | 1.1 | 2.8 | 1.6 | 1.2 | 1.8 | 2.9 | 1.0 | 0.7 | |
| businesswoman..... | 12.6 | 11.9 | 12.3 | 14.3 | 7.3 | 11.5 | 14.1 | 11.5 | 14.3 | 12.1 | 12.6 | 14.5 | 13.3 | 5.7 | 10.9 | |
| business (clerical)..... | 11.6 | 12.7 | 10.9 | 11.1 | 3.6 | 12.6 | 13.2 | 11.2 | 9.8 | 11.2 | 11.3 | 11.6 | 8.8 | 2.4 | 6.5 | |
| clergy or religious worker..... | 0.1 | 0.1 | 0.1 | 0.1 | 0.1 | 0.1 | 0.1 | 0.1 | 0.2 | 0.3 | 0.1 | 0.1 | 0.2 | 0.0 | 0.2 | |
| college teacher or administrator | 0.3 | 0.1 | 0.4 | 0.5 | 0.2 | 0.1 | 0.1 | 0.2 | 0.8 | 0.6 | 0.3 | 0.4 | 0.9 | 0.0 | 0.6 | |
| doctor or dentist..... | 0.3 | 0.1 | 0.3 | 0.5 | 0.4 | 0.1 | 0.1 | 0.2 | 0.5 | 0.3 | 0.3 | 0.3 | 1.1 | 0.5 | 0.3 | |
| education (secondary)..... | 3.2 | 1.9 | 3.7 | 4.6 | 5.3 | 1.9 | 1.8 | 3.2 | 4.9 | 4.2 | 2.8 | 4.4 | 5.3 | 4.3 | 7.6 | |
| education (elementary)..... | 5.4 | 3.4 | 6.2 | 7.1 | 9.4 | 3.1 | 5.6 | 6.0 | 6.4 | 7.8 | 5.3 | 7.0 | 7.5 | 9.5 | 9.1 | |
| engineer..... | 0.2 | 0.1 | 0.2 | 0.2 | 0.4 | 0.1 | 0.4 | 0.2 | 0.2 | 0.1 | 0.2 | 0.2 | 0.2 | 0.5 | 0.3 | |
| farmer or forester..... | 0.3 | 0.4 | 0.3 | 0.2 | 0.4 | 0.5 | 0.3 | 0.4 | 0.2 | 0.2 | 0.1 | 0.2 | 0.2 | 0.5 | 0.1 | |
| health professional (non-M.D.).. | 1.8 | 1.4 | 2.0 | 2.1 | 3.9 | 1.5 | 0.9 | 2.1 | 1.9 | 1.7 | 1.7 | 2.1 | 2.1 | 4.3 | 2.9 | |
| homemaker (full-time)..... | 22.6 | 23.3 | 22.4 | 21.8 | 15.1 | 23.5 | 21.8 | 21.5 | 21.8 | 24.3 | 26.4 | 20.9 | 25.3 | 18.1 | 8.2 | |
| lawyer..... | 0.2 | 0.1 | 0.2 | 0.3 | 0.4 | 0.1 | 0.2 | 0.2 | 0.4 | 0.2 | 0.1 | 0.2 | 0.7 | 0.5 | 0.4 | |
| nurse..... | 7.4 | 7.5 | 7.2 | 7.6 | 6.2 | 7.5 | 7.4 | 7.3 | 6.8 | 7.0 | 8.3 | 7.8 | 6.7 | 5.2 | 8.5 | |
| research scientist..... | 0.1 | 0.1 | 0.1 | 0.2 | 0.4 | 0.1 | 0.1 | 0.2 | 0.2 | 0.1 | 0.0 | 0.1 | 0.4 | 0.5 | 0.2 | |
| social, welfare or rec. worker.. | 1.1 | 1.0 | 1.2 | 1.2 | 1.9 | 1.0 | 1.2 | 1.0 | 1.7 | 1.1 | 1.1 | 1.2 | 1.4 | 1.0 | 4.2 | |
| skilled worker..... | 1.7 | 1.9 | 1.7 | 1.5 | 2.2 | 1.9 | 1.6 | 1.9 | 1.6 | 1.8 | 1.1 | 1.6 | 1.2 | 1.9 | 2.8 | |
| semi-skilled worker..... | 2.6 | 3.0 | 2.6 | 1.7 | 4.1 | 3.1 | 2.1 | 3.2 | 1.8 | 2.2 | 2.1 | 1.8 | 1.1 | 4.8 | 2.6 | |
| laborer (unskilled)..... | 2.3 | 3.2 | 2.1 | 1.3 | 4.7 | 3.3 | 2.6 | 2.7 | 1.2 | 1.4 | 1.5 | 1.4 | 0.9 | 5.7 | 2.3 | |
| unemployed..... | 6.8 | 7.9 | 6.7 | 5.2 | 13.9 | 8.0 | 7.1 | 7.3 | 5.9 | 5.5 | 6.6 | 5.3 | 4.9 | 16.2 | 8.4 | |
| other occupation..... | 18.1 | 19.1 | 17.9 | 16.6 | 19.2 | 19.3 | 18.2 | 18.9 | 16.7 | 16.1 | 16.8 | 17.1 | 14.9 | 17.6 | 23.1 | |
| Mother's Religious Preference | | | | | | | | | | | | | | | | |
| Baptist..... | 14.9 | 13.3 | 18.0 | 12.0 | 63.8 | 11.1 | 27.3 | 20.7 | 15.6 | 20.3 | 3.4 | 13.3 | 7.1 | 66.8 | 56.9 | |
| Buddhist..... | 0.3 | 0.2 | 0.3 | 0.6 | 0.1 | 0.2 | 0.4 | 0.2 | 0.5 | 0.1 | 0.2 | 0.4 | 1.1 | 0.0 | 0.3 | |
| Congregational (UCC)..... | 1.7 | 1.3 | 1.9 | 1.9 | 0.9 | 1.3 | 1.1 | 1.9 | 2.3 | 1.8 | 0.5 | 2.0 | 1.3 | 1.0 | 0.8 | |
| Eastern Orthodox..... | 0.6 | 0.7 | 0.5 | 0.7 | 0.0 | 0.8 | 0.6 | 0.4 | 0.8 | 0.3 | 0.5 | 0.6 | 1.0 | 0.0 | 0.0 | |
| Episcopal..... | 3.1 | 2.3 | 3.3 | 4.0 | 1.3 | 2.2 | 3.0 | 2.5 | 5.3 | 4.0 | 1.6 | 4.0 | 4.0 | 1.0 | 2.0 | |
| Islamic..... | 0.2 | 0.1 | 0.1 | 0.2 | 0.1 | 0.2 | 0.0 | 0.1 | 0.3 | 0.1 | 0.2 | 0.1 | 0.3 | 0.0 | 0.2 | |
| Jewish..... | 2.9 | 2.4 | 2.0 | 5.4 | 0.0 | 2.4 | 2.4 | 1.6 | 4.8 | 0.6 | 0.2 | 4.3 | 9.6 | 0.0 | 0.1 | |
| Latter Day Saints (Mormon)..... | 0.2 | 0.3 | 0.2 | 0.3 | 0.0 | 0.2 | 0.3 | 0.2 | 0.2 | 0.3 | 0.1 | 0.3 | 0.3 | 0.0 | 0.0 | |
| Lutheran..... | 6.4 | 6.0 | 6.3 | 7.4 | 1.0 | 5.6 | 8.3 | 6.5 | 4.0 | 10.2 | 3.9 | 8.1 | 4.7 | 1.0 | 0.9 | |
| Methodist..... | 11.0 | 11.8 | 10.2 | 11.2 | 11.7 | 12.0 | 10.8 | 11.3 | 8.7 | 12.5 | 3.3 | 12.5 | 6.3 | 9.4 | 17.2 | |
| Presbyterian..... | 5.6 | 5.1 | 5.2 | 7.0 | 1.9 | 4.9 | 6.8 | 4.6 | 6.6 | 7.4 | 2.2 | 7.4 | 5.5 | 1.5 | 2.8 | |
| Quaker (Society of Friends)..... | 0.2 | 0.1 | 0.2 | 0.1 | 0.0 | 0.1 | 0.3 | 0.1 | 0.3 | 0.3 | 0.0 | 0.2 | 0.1 | 0.0 | 0.1 | |
| Roman Catholic..... | 37.6 | 41.8 | 34.3 | 36.5 | 2.6 | 44.0 | 27.3 | 34.1 | 30.1 | 14.6 | 77.1 | 33.8 | 46.6 | 1.0 | 6.4 | |
| Seventh Day Adventist..... | 0.3 | 0.3 | 0.3 | 0.2 | 0.2 | 0.2 | 0.3 | 0.2 | 0.2 | 1.1 | 0.2 | 0.2 | 0.1 | 0.0 | 0.7 | |
| other Protestant..... | 5.9 | 5.8 | 6.9 | 4.3 | 1.3 | 6.0 | 4.3 | 5.2 | 7.8 | 15.2 | 2.3 | 4.5 | 3.7 | 1.0 | 1.9 | |
| other religion..... | 4.9 | 4.6 | 6.1 | 3.4 | 12.4 | 4.7 | 4.1 | 6.1 | 6.8 | 7.9 | 2.0 | 3.5 | 2.9 | 14.4 | 7.7 | |
| none..... | 4.2 | 3.9 | 4.2 | 4.9 | 2.6 | 4.0 | 2.9 | 4.2 | 5.6 | 3.4 | 2.2 | 4.7 | 5.4 | 3.0 | 1.9 | |

WEIGHTED NATIONAL NORMS FOR ALL WOMEN FALL 1985

SOURCES FOR EDUCATIONAL EXPENSES

| PERSONAL or FAMILY RESOURCES: | All Institutions | All 2-Year Colleges | All 4-Year Colleges | All Universities | Predominantly Black Colleges | 2-Year Colleges | | 4-Year Colleges | | | | Universities | | Predominantly Black Colleges | |
|---------------------------------------|------------------|---------------------|---------------------|------------------|------------------------------|-----------------|---------|-----------------|------------------|-------------|----------|--------------|---------|------------------------------|---------|
| | | | | | | Public | Private | Public | Private Nonsect. | Prot-estant | Catholic | Public | Private | Public | Private |
| Parental Aid | | | | | | | | | | | | | | | |
| none..... | 28.5 | 36.9 | 26.2 | 18.5 | 51.3 | 38.8 | 24.3 | 31.6 | 18.3 | 19.3 | 21.2 | 19.9 | 12.9 | 51.9 | 23.8 |
| \$1-\$499..... | 12.3 | 15.8 | 12.2 | 6.4 | 20.8 | 16.4 | 11.6 | 14.0 | 9.4 | 10.5 | 10.1 | 6.9 | 4.4 | 20.6 | 21.4 |
| \$500-\$999..... | 8.6 | 10.6 | 8.1 | 6.0 | 8.5 | 11.1 | 7.9 | 9.1 | 6.6 | 7.1 | 6.8 | 6.5 | 3.9 | 6.2 | 14.3 |
| \$1,000-\$1,499..... | 7.9 | 8.4 | 8.2 | 6.6 | 6.4 | 8.7 | 6.3 | 9.3 | 6.2 | 7.8 | 6.9 | 7.2 | 4.3 | 5.8 | 7.9 |
| \$1,500-\$1,999..... | 5.6 | 5.4 | 6.0 | 5.4 | 2.9 | 5.2 | 6.6 | 6.7 | 4.5 | 5.3 | 5.9 | 5.8 | 3.9 | 1.9 | 5.4 |
| \$2,000-\$3,000..... | 9.8 | 8.6 | 10.4 | 10.8 | 4.0 | 8.4 | 10.1 | 10.8 | 8.8 | 11.3 | 10.6 | 11.6 | 7.8 | 2.3 | 8.5 |
| over \$3,000..... | 27.3 | 14.4 | 28.9 | 46.2 | 6.0 | 11.5 | 33.2 | 18.6 | 46.2 | 38.7 | 38.4 | 42.0 | 62.8 | 1.2 | 18.7 |
| Spouse | | | | | | | | | | | | | | | |
| none..... | 99.0 | 98.3 | 99.2 | 99.7 | 98.8 | 98.2 | 99.0 | 99.1 | 99.5 | 99.3 | 99.7 | 99.6 | 99.8 | 98.8 | 98.6 |
| \$1-\$499..... | 0.5 | 0.9 | 0.4 | 0.1 | 1.1 | 1.0 | 0.6 | 0.6 | 0.2 | 0.4 | 0.1 | 0.2 | 0.1 | 1.2 | 0.9 |
| \$500-\$999..... | 0.2 | 0.3 | 0.1 | 0.0 | 0.1 | 0.3 | 0.1 | 0.1 | 0.1 | 0.1 | 0.1 | 0.0 | 0.0 | 0.0 | 0.3 |
| \$1,000-\$1,499..... | 0.1 | 0.2 | 0.1 | 0.0 | 0.0 | 0.2 | 0.1 | 0.1 | 0.1 | 0.0 | 0.0 | 0.0 | 0.0 | 0.0 | 0.0 |
| \$1,500-\$1,999..... | 0.0 | 0.0 | 0.0 | 0.0 | 0.0 | 0.0 | 0.1 | 0.0 | 0.0 | 0.1 | 0.0 | 0.0 | 0.0 | 0.0 | 0.0 |
| \$2,000-\$3,000..... | 0.1 | 0.1 | 0.1 | 0.0 | 0.0 | 0.1 | 0.0 | 0.1 | 0.0 | 0.0 | 0.0 | 0.0 | 0.0 | 0.0 | 0.1 |
| over \$3,000..... | 0.1 | 0.1 | 0.1 | 0.1 | 0.0 | 0.1 | 0.1 | 0.1 | 0.1 | 0.1 | 0.1 | 0.1 | 0.0 | 0.0 | 0.1 |
| Savings from Summer Work | | | | | | | | | | | | | | | |
| none..... | 52.7 | 60.6 | 50.9 | 42.5 | 85.8 | 60.3 | 62.1 | 53.7 | 49.6 | 45.5 | 44.5 | 42.7 | 41.9 | 91.1 | 72.1 |
| \$1-\$499..... | 24.7 | 24.8 | 24.9 | 24.4 | 10.4 | 25.2 | 22.3 | 25.0 | 22.9 | 27.2 | 25.8 | 25.4 | 20.8 | 6.6 | 20.1 |
| \$500-\$999..... | 12.9 | 9.4 | 13.6 | 17.6 | 2.8 | 9.3 | 9.8 | 12.4 | 15.0 | 15.1 | 15.6 | 17.2 | 19.3 | 1.6 | 6.0 |
| \$1,000-\$1,499..... | 6.2 | 3.3 | 6.9 | 9.7 | 0.6 | 3.3 | 3.1 | 5.9 | 8.3 | 7.9 | 8.9 | 9.3 | 11.2 | 0.4 | 1.3 |
| \$1,500-\$1,999..... | 1.9 | 1.1 | 1.9 | 3.1 | 0.3 | 1.1 | 1.6 | 1.6 | 2.1 | 2.4 | 2.7 | 3.0 | 3.8 | 0.4 | 0.1 |
| \$2,000-\$3,000..... | 1.2 | 0.6 | 1.3 | 2.0 | 0.1 | 0.6 | 0.6 | 1.1 | 1.5 | 1.5 | 2.0 | 1.9 | 2.2 | 0.0 | 0.2 |
| over \$3,000..... | 0.4 | 0.3 | 0.4 | 0.6 | 0.1 | 0.2 | 0.5 | 0.3 | 0.6 | 0.5 | 0.5 | 0.5 | 0.8 | 0.0 | 0.2 |
| Other Savings | | | | | | | | | | | | | | | |
| none..... | 77.6 | 80.7 | 77.2 | 73.2 | 89.5 | 80.9 | 80.0 | 78.5 | 76.2 | 75.0 | 74.8 | 74.0 | 70.0 | 91.8 | 83.5 |
| \$1-\$499..... | 12.7 | 12.1 | 12.8 | 13.3 | 6.9 | 12.2 | 11.2 | 12.8 | 12.6 | 13.0 | 12.9 | 13.3 | 13.7 | 5.4 | 10.8 |
| \$500-\$999..... | 4.2 | 3.3 | 4.4 | 5.2 | 2.5 | 3.2 | 3.6 | 4.3 | 4.4 | 4.6 | 5.2 | 5.0 | 5.7 | 2.3 | 3.0 |
| \$1,000-\$1,499..... | 2.5 | 1.9 | 2.5 | 3.5 | 0.7 | 1.9 | 1.7 | 2.2 | 2.7 | 3.0 | 2.9 | 3.4 | 3.9 | 0.4 | 1.5 |
| \$1,500-\$1,999..... | 0.9 | 0.6 | 0.9 | 1.4 | 0.1 | 0.5 | 0.9 | 0.7 | 0.9 | 1.2 | 1.2 | 1.4 | 1.6 | 0.0 | 0.2 |
| \$2,000-\$3,000..... | 0.9 | 0.6 | 0.9 | 1.5 | 0.1 | 0.6 | 0.8 | 0.7 | 1.1 | 1.3 | 1.5 | 1.4 | 1.8 | 0.0 | 0.3 |
| over \$3,000..... | 1.2 | 0.8 | 1.3 | 1.9 | 0.2 | 0.7 | 1.8 | 0.8 | 2.0 | 1.9 | 1.6 | 1.6 | 3.3 | 0.0 | 0.8 |
| Full-time Job while in College | | | | | | | | | | | | | | | |
| none..... | 98.1 | 97.8 | 98.0 | 98.8 | 95.8 | 97.8 | 98.0 | 97.8 | 98.1 | 98.7 | 98.3 | 98.8 | 99.1 | 95.7 | 95.9 |
| \$1-\$499..... | 0.8 | 1.1 | 0.8 | 0.4 | 1.6 | 1.1 | 0.8 | 1.0 | 0.7 | 0.4 | 0.6 | 0.4 | 0.3 | 1.6 | 1.8 |
| \$500-\$999..... | 0.5 | 0.5 | 0.6 | 0.4 | 1.4 | 0.5 | 0.8 | 0.7 | 0.5 | 0.3 | 0.6 | 0.4 | 0.3 | 1.6 | 0.9 |
| \$1,000-\$1,499..... | 0.3 | 0.3 | 0.3 | 0.2 | 0.5 | 0.3 | 0.1 | 0.3 | 0.3 | 0.3 | 0.3 | 0.2 | 0.2 | 0.4 | 0.8 |
| \$1,500-\$1,999..... | 0.1 | 0.0 | 0.1 | 0.1 | 0.6 | 0.0 | 0.0 | 0.2 | 0.1 | 0.1 | 0.1 | 0.1 | 0.1 | 0.8 | 0.1 |
| \$2,000-\$3,000..... | 0.1 | 0.1 | 0.0 | 0.1 | 0.0 | 0.1 | 0.1 | 0.0 | 0.1 | 0.0 | 0.1 | 0.1 | 0.1 | 0.0 | 0.1 |
| over \$3,000..... | 0.1 | 0.1 | 0.1 | 0.0 | 0.1 | 0.1 | 0.1 | 0.0 | 0.2 | 0.1 | 0.1 | 0.0 | 0.0 | 0.0 | 0.3 |

WEIGHTED NATIONAL NORMS FOR ALL WOMEN

FALL 1985

SOURCES FOR EDUCATIONAL EXPENSES

| AID WHICH NEED NOT BE REPAYED: | All Institutions | All 2-Year Colleges | All 4-Year Colleges | All Universities | Predominantly Black Colleges | 2-Year Colleges | | 4-Year Colleges | | | | Universities | | Predominantly Black Colleges | |
|-------------------------------------|------------------|---------------------|---------------------|------------------|------------------------------|-----------------|---------|-----------------|------------------|-------------|----------|--------------|---------|------------------------------|---------|
| | | | | | | Public | Private | Public | Private Nonsect. | Prot-estant | Catholic | Public | Private | Public | Private |
| Other College Grant | | | | | | | | | | | | | | | |
| none..... | 80.0 | 88.2 | 71.9 | 80.4 | 79.4 | 90.0 | 76.9 | 80.1 | 68.3 | 51.3 | 58.4 | 84.8 | 63.0 | 80.2 | 77.3 |
| \$1-\$499..... | 5.0 | 5.1 | 5.5 | 3.9 | 5.2 | 5.0 | 5.4 | 5.8 | 4.0 | 7.0 | 4.6 | 4.3 | 2.3 | 5.1 | 5.4 |
| \$500-\$999..... | 5.1 | 3.8 | 7.1 | 3.7 | 7.2 | 3.2 | 7.7 | 7.7 | 4.2 | 9.1 | 8.0 | 3.7 | 3.5 | 8.9 | 2.6 |
| \$1,000-\$1,499..... | 3.6 | 1.4 | 5.5 | 3.9 | 3.4 | 1.0 | 4.1 | 3.7 | 5.3 | 10.4 | 10.0 | 3.7 | 4.9 | 3.1 | 4.3 |
| \$1,500-\$1,999..... | 1.5 | 0.6 | 2.4 | 1.4 | 1.0 | 0.4 | 2.0 | 1.2 | 2.3 | 5.7 | 5.7 | 1.2 | 2.4 | 0.8 | 1.8 |
| \$2,000-\$3,000..... | 2.0 | 0.6 | 3.4 | 2.1 | 2.0 | 0.3 | 2.6 | 0.8 | 4.9 | 9.0 | 7.8 | 1.1 | 6.0 | 0.8 | 5.1 |
| over \$3,000..... | 2.8 | 0.3 | 4.2 | 4.5 | 1.8 | 0.2 | 1.2 | 0.7 | 11.0 | 7.5 | 5.5 | 1.1 | 18.0 | 1.2 | 3.6 |
| Corporate Tuition Assistance | | | | | | | | | | | | | | | |
| none..... | 98.5 | 98.2 | 98.6 | 98.7 | 98.4 | 98.1 | 98.8 | 99.0 | 98.2 | 98.4 | 97.9 | 99.0 | 97.8 | 98.8 | 97.2 |
| \$1-\$499..... | 0.5 | 0.8 | 0.4 | 0.3 | 0.8 | 0.9 | 0.4 | 0.4 | 0.3 | 0.3 | 0.5 | 0.3 | 0.2 | 0.8 | 0.9 |
| \$500-\$999..... | 0.4 | 0.6 | 0.3 | 0.3 | 0.5 | 0.6 | 0.5 | 0.3 | 0.4 | 0.3 | 0.4 | 0.3 | 0.3 | 0.4 | 0.6 |
| \$1,000-\$1,499..... | 0.3 | 0.2 | 0.2 | 0.3 | 0.1 | 0.3 | 0.1 | 0.2 | 0.3 | 0.4 | 0.5 | 0.2 | 0.5 | 0.0 | 0.4 |
| \$1,500-\$1,999..... | 0.1 | 0.1 | 0.1 | 0.1 | 0.1 | 0.1 | 0.1 | 0.0 | 0.2 | 0.1 | 0.3 | 0.1 | 0.1 | 0.0 | 0.5 |
| \$2,000-\$3,000..... | 0.1 | 0.0 | 0.1 | 0.2 | 0.1 | 0.0 | 0.1 | 0.0 | 0.3 | 0.3 | 0.2 | 0.1 | 0.5 | 0.0 | 0.2 |
| over \$3,000..... | 0.1 | 0.0 | 0.1 | 0.1 | 0.1 | 0.0 | 0.0 | 0.0 | 0.3 | 0.2 | 0.2 | 0.0 | 0.5 | 0.0 | 0.2 |
| Other Private Grant | | | | | | | | | | | | | | | |
| none..... | 94.1 | 96.3 | 92.6 | 93.0 | 98.0 | 96.6 | 94.8 | 94.5 | 91.7 | 86.3 | 91.8 | 94.1 | 88.4 | 99.2 | 95.0 |
| \$1-\$499..... | 2.4 | 1.7 | 3.0 | 2.5 | 0.5 | 1.7 | 1.9 | 2.5 | 2.7 | 5.6 | 2.9 | 2.4 | 3.0 | 0.0 | 1.7 |
| \$500-\$999..... | 1.6 | 0.9 | 2.1 | 1.8 | 0.7 | 0.9 | 1.4 | 1.6 | 2.3 | 3.4 | 2.2 | 1.6 | 2.9 | 0.4 | 1.5 |
| \$1,000-\$1,499..... | 0.9 | 0.5 | 1.1 | 1.3 | 0.2 | 0.5 | 0.8 | 0.7 | 1.4 | 2.3 | 1.7 | 1.0 | 2.1 | 0.0 | 0.9 |
| \$1,500-\$1,999..... | 0.3 | 0.1 | 0.4 | 0.4 | 0.1 | 0.1 | 0.3 | 0.2 | 0.6 | 0.7 | 0.6 | 0.3 | 1.0 | 0.0 | 0.3 |
| \$2,000-\$3,000..... | 0.4 | 0.2 | 0.5 | 0.6 | 0.4 | 0.2 | 0.5 | 0.3 | 0.8 | 1.1 | 0.6 | 0.4 | 1.5 | 0.4 | 0.4 |
| over \$3,000..... | 0.3 | 0.1 | 0.3 | 0.4 | 0.1 | 0.1 | 0.3 | 0.2 | 0.6 | 0.6 | 0.3 | 0.2 | 1.1 | 0.0 | 0.3 |
| Student's G.I. Benefits | | | | | | | | | | | | | | | |
| none..... | 99.7 | 99.6 | 99.7 | 99.8 | 98.8 | 99.6 | 99.8 | 99.7 | 99.7 | 99.7 | 99.7 | 99.8 | 99.8 | 98.8 | 98.9 |
| \$1-\$499..... | 0.1 | 0.2 | 0.1 | 0.1 | 0.5 | 0.2 | 0.1 | 0.1 | 0.1 | 0.1 | 0.1 | 0.1 | 0.1 | 0.4 | 0.8 |
| \$500-\$999..... | 0.1 | 0.0 | 0.1 | 0.0 | 0.6 | 0.0 | 0.0 | 0.2 | 0.0 | 0.0 | 0.1 | 0.0 | 0.0 | 0.8 | 0.1 |
| \$1,000-\$1,499..... | 0.0 | 0.0 | 0.0 | 0.0 | 0.0 | 0.0 | 0.1 | 0.0 | 0.1 | 0.0 | 0.1 | 0.0 | 0.0 | 0.0 | 0.1 |
| \$1,500-\$1,999..... | 0.0 | 0.1 | 0.0 | 0.0 | 0.0 | 0.1 | 0.0 | 0.0 | 0.0 | 0.1 | 0.0 | 0.0 | 0.0 | 0.0 | 0.0 |
| \$2,000-\$3,000..... | 0.0 | 0.0 | 0.0 | 0.0 | 0.0 | 0.0 | 0.0 | 0.0 | 0.0 | 0.0 | 0.0 | 0.0 | 0.0 | 0.0 | 0.1 |
| over \$3,000..... | 0.0 | 0.0 | 0.0 | 0.0 | 0.0 | 0.1 | 0.0 | 0.0 | 0.0 | 0.0 | 0.0 | 0.0 | 0.0 | 0.0 | 0.0 |
| Parent's G.I. Benefits | | | | | | | | | | | | | | | |
| none..... | 99.5 | 99.4 | 99.6 | 99.6 | 99.1 | 99.3 | 99.7 | 99.6 | 99.5 | 99.6 | 99.4 | 99.6 | 99.7 | 99.2 | 98.7 |
| \$1-\$499..... | 0.2 | 0.2 | 0.1 | 0.1 | 0.2 | 0.2 | 0.2 | 0.1 | 0.2 | 0.1 | 0.1 | 0.1 | 0.1 | 0.0 | 0.6 |
| \$500-\$999..... | 0.1 | 0.1 | 0.1 | 0.1 | 0.3 | 0.1 | 0.0 | 0.1 | 0.1 | 0.1 | 0.1 | 0.1 | 0.1 | 0.4 | 0.1 |
| \$1,000-\$1,499..... | 0.1 | 0.1 | 0.1 | 0.0 | 0.1 | 0.1 | 0.1 | 0.0 | 0.1 | 0.1 | 0.1 | 0.0 | 0.0 | 0.0 | 0.2 |
| \$1,500-\$1,999..... | 0.0 | 0.0 | 0.1 | 0.0 | 0.3 | 0.0 | 0.0 | 0.1 | 0.0 | 0.0 | 0.1 | 0.0 | 0.0 | 0.4 | 0.1 |
| \$2,000-\$3,000..... | 0.0 | 0.1 | 0.0 | 0.1 | 0.1 | 0.1 | 0.0 | 0.0 | 0.1 | 0.0 | 0.1 | 0.1 | 0.0 | 0.0 | 0.3 |
| over \$3,000..... | 0.1 | 0.1 | 0.1 | 0.1 | 0.0 | 0.1 | 0.0 | 0.0 | 0.1 | 0.1 | 0.1 | 0.1 | 0.1 | 0.0 | 0.0 |

38

WEIGHTED NATIONAL NORMS FOR ALL WOMEN FALL 1985

SOURCES FOR EDUCATIONAL EXPENSES

| AID WHICH NEED NOT BE REPAID: | All Insti- tutions | All 2-Year Colleges | All 4-Year Colleges | All Uni- versities | Predomi- nantly Black Colleges | 2-Year Colleges | | 4-Year Colleges | | | | Universities | | Predominantly Black Colleges | | |
|--|-----------------------|---------------------------|---------------------------|-----------------------|---|--------------------|---------|-----------------|---------|----------|-----------------|--------------|--------|---------------------------------|--------|---------|
| | | | | | | Public | Private | Public | Private | Nonsect. | Prot- estant | Catholic | Public | Private | Public | Private |
| Other Government Aid | | | | | | | | | | | | | | | | |
| none..... | 98.6 | 98.6 | 98.2 | 99.1 | 97.4 | 98.5 | 98.9 | 97.8 | 98.9 | 98.8 | 98.5 | 99.2 | 98.8 | 97.3 | 97.6 | |
| \$1-\$499..... | 0.5 | 0.6 | 0.5 | 0.2 | 1.1 | 0.6 | 0.5 | 0.6 | 0.4 | 0.3 | 0.4 | 0.2 | 0.2 | 1.2 | 1.0 | |
| \$500-\$999..... | 0.3 | 0.3 | 0.3 | 0.1 | 0.7 | 0.3 | 0.2 | 0.4 | 0.2 | 0.3 | 0.2 | 0.1 | 0.1 | 0.8 | 0.4 | |
| \$1,000-\$1,499..... | 0.2 | 0.2 | 0.3 | 0.1 | 0.7 | 0.2 | 0.1 | 0.4 | 0.2 | 0.1 | 0.1 | 0.1 | 0.2 | 0.8 | 0.5 | |
| \$1,500-\$1,999..... | 0.1 | 0.1 | 0.1 | 0.1 | 0.0 | 0.1 | 0.1 | 0.1 | 0.1 | 0.1 | 0.1 | 0.0 | 0.1 | 0.0 | 0.1 | |
| \$2,000-\$3,000..... | 0.1 | 0.1 | 0.1 | 0.1 | 0.0 | 0.1 | 0.1 | 0.0 | 0.1 | 0.1 | 0.1 | 0.1 | 0.1 | 0.0 | 0.1 | |
| over \$3,000..... | 0.3 | 0.2 | 0.5 | 0.2 | 0.1 | 0.2 | 0.2 | 0.7 | 0.2 | 0.2 | 0.2 | 0.2 | 0.5 | 0.0 | 0.3 | |
| AID WHICH MUST BE REPAID: | | | | | | | | | | | | | | | | |
| Federal Guaranteed Student Loan | | | | | | | | | | | | | | | | |
| none..... | 76.8 | 77.5 | 74.2 | 80.1 | 80.6 | 78.4 | 72.3 | 80.9 | 69.1 | 62.4 | 61.4 | 83.2 | 67.9 | 85.2 | 68.6 | |
| \$1-\$499..... | 1.4 | 1.5 | 1.4 | 1.2 | 1.0 | 1.5 | 1.6 | 1.6 | 1.0 | 0.9 | 1.4 | 1.3 | 0.6 | 0.8 | 1.7 | |
| \$500-\$999..... | 2.1 | 1.7 | 2.5 | 1.9 | 2.2 | 1.6 | 2.2 | 2.7 | 2.1 | 2.7 | 2.3 | 2.1 | 1.5 | 1.9 | 2.7 | |
| \$1,000-\$1,499..... | 3.5 | 3.0 | 4.3 | 3.1 | 4.5 | 2.8 | 4.4 | 4.1 | 3.7 | 5.6 | 5.4 | 2.9 | 3.8 | 4.7 | 3.9 | |
| \$1,500-\$1,999..... | 2.8 | 2.8 | 3.1 | 2.5 | 2.1 | 2.6 | 3.7 | 2.4 | 3.4 | 4.4 | 4.4 | 2.1 | 4.2 | 1.6 | 3.4 | |
| \$2,000-\$3,000..... | 12.5 | 12.8 | 13.6 | 10.3 | 8.8 | 12.5 | 14.7 | 7.7 | 19.4 | 22.8 | 23.9 | 7.6 | 21.0 | 5.1 | 18.7 | |
| over \$3,000..... | 0.8 | 0.7 | 0.9 | 0.8 | 0.8 | 0.6 | 1.2 | 0.6 | 1.3 | 1.2 | 1.2 | 0.8 | 1.1 | 0.8 | 1.0 | |
| National Direct Student Loan | | | | | | | | | | | | | | | | |
| none..... | 93.9 | 95.2 | 92.6 | 94.0 | 92.5 | 95.9 | 90.6 | 95.2 | 90.9 | 87.2 | 88.3 | 95.5 | 88.0 | 94.6 | 87.0 | |
| \$1-\$499..... | 1.2 | 1.1 | 1.5 | 0.9 | 1.9 | 1.0 | 1.9 | 1.4 | 1.6 | 1.3 | 1.6 | 1.0 | 0.8 | 1.6 | 2.7 | |
| \$500-\$999..... | 1.5 | 1.0 | 2.0 | 1.6 | 1.4 | 0.9 | 1.7 | 1.3 | 2.2 | 3.6 | 2.8 | 1.4 | 2.5 | 0.8 | 3.1 | |
| \$1,000-\$1,499..... | 1.5 | 1.2 | 1.7 | 1.5 | 1.5 | 0.9 | 3.1 | 1.0 | 2.0 | 3.6 | 3.2 | 1.1 | 3.5 | 0.8 | 3.3 | |
| \$1,500-\$1,999..... | 0.7 | 0.5 | 0.8 | 0.9 | 0.3 | 0.4 | 1.1 | 0.2 | 1.1 | 2.0 | 2.0 | 0.4 | 2.5 | 0.0 | 1.0 | |
| \$2,000-\$3,000..... | 1.1 | 1.0 | 1.3 | 1.0 | 2.5 | 0.9 | 1.5 | 0.8 | 1.9 | 2.0 | 1.9 | 0.6 | 2.4 | 2.3 | 2.8 | |
| over \$3,000..... | 0.1 | 0.1 | 0.1 | 0.1 | 0.0 | 0.1 | 0.2 | 0.0 | 0.2 | 0.2 | 0.2 | 0.1 | 0.3 | 0.0 | 0.1 | |
| Other College Loan | | | | | | | | | | | | | | | | |
| none..... | 96.4 | 96.6 | 96.1 | 96.4 | 96.5 | 97.0 | 94.7 | 96.9 | 95.3 | 94.7 | 95.0 | 96.9 | 94.2 | 96.9 | 95.6 | |
| \$1-\$499..... | 0.7 | 0.7 | 0.7 | 0.5 | 1.0 | 0.6 | 1.2 | 0.8 | 0.6 | 0.7 | 0.4 | 0.6 | 0.4 | 1.2 | 0.5 | |
| \$500-\$999..... | 0.7 | 0.7 | 0.7 | 0.6 | 0.8 | 0.6 | 1.0 | 0.6 | 0.7 | 1.2 | 0.8 | 0.6 | 0.8 | 0.8 | 0.9 | |
| \$1,000-\$1,499..... | 0.7 | 0.5 | 0.7 | 0.7 | 0.3 | 0.5 | 1.0 | 0.6 | 0.8 | 1.0 | 0.9 | 0.7 | 1.0 | 0.0 | 1.1 | |
| \$1,500-\$1,999..... | 0.4 | 0.4 | 0.4 | 0.3 | 0.1 | 0.3 | 0.5 | 0.3 | 0.5 | 0.5 | 0.6 | 0.3 | 0.5 | 0.0 | 0.4 | |
| \$2,000-\$3,000..... | 0.9 | 0.9 | 1.0 | 0.9 | 0.6 | 0.8 | 1.2 | 0.6 | 1.3 | 1.5 | 1.6 | 0.7 | 1.6 | 0.4 | 1.1 | |
| over \$3,000..... | 0.4 | 0.2 | 0.4 | 0.6 | 0.7 | 0.2 | 0.4 | 0.3 | 0.7 | 0.4 | 0.6 | 0.3 | 1.6 | 0.8 | 0.4 | |
| Other Loan | | | | | | | | | | | | | | | | |
| none..... | 96.1 | 96.2 | 95.8 | 96.4 | 97.2 | 96.4 | 95.2 | 96.6 | 95.0 | 94.6 | 94.6 | 96.6 | 95.3 | 98.4 | 94.1 | |
| \$1-\$499..... | 0.5 | 0.4 | 0.6 | 0.4 | 0.4 | 0.4 | 0.5 | 0.7 | 0.3 | 0.6 | 0.5 | 0.5 | 0.2 | 0.4 | 0.4 | |
| \$500-\$999..... | 0.6 | 0.6 | 0.6 | 0.5 | 0.4 | 0.6 | 0.6 | 0.6 | 0.6 | 0.6 | 0.7 | 0.5 | 0.5 | 0.4 | 0.4 | |
| \$1,000-\$1,499..... | 0.7 | 0.8 | 0.8 | 0.7 | 0.3 | 0.7 | 1.1 | 0.7 | 0.8 | 0.9 | 0.9 | 0.7 | 0.6 | 0.0 | 1.2 | |
| \$1,500-\$1,999..... | 0.4 | 0.4 | 0.4 | 0.4 | 0.1 | 0.4 | 0.5 | 0.3 | 0.4 | 0.5 | 0.7 | 0.4 | 0.4 | 0.0 | 0.3 | |
| \$2,000-\$3,000..... | 1.0 | 1.0 | 1.1 | 1.0 | 1.1 | 1.0 | 1.2 | 0.6 | 1.7 | 1.9 | 1.5 | 0.8 | 1.6 | 0.4 | 2.8 | |
| over \$3,000..... | 0.6 | 0.5 | 0.8 | 0.7 | 0.5 | 0.4 | 0.8 | 0.5 | 1.1 | 1.0 | 1.0 | 0.5 | 1.3 | 0.4 | 0.8 | |

WEIGHTED NATIONAL NORMS FOR ALL WOMEN FALL 1985

SOURCES FOR EDUCATIONAL EXPENSES

| OTHER AID: | All Insti- tutions | All 2-Year Colleges | All 4-Year Colleges | All Uni- versities | Predomi- nantly Black Colleges | 2-Year Colleges | | 4-Year Colleges | | | | Universities | | Predominantly Black Colleges | |
|---|-----------------------|---------------------------|---------------------------|-----------------------|---|--------------------|---------|-----------------|---------|----------|-----------------|--------------|--------|---------------------------------|--------|
| | | | | | | Public | Private | Public | Private | Nonsect. | Prot- estant | Catholic | Public | Private | Public |
| Aid not Mentioned Above | | | | | | | | | | | | | | | |
| none..... | 97.1 | 97.4 | 96.8 | 97.1 | 98.1 | 97.5 | 97.0 | 97.3 | 96.7 | 95.2 | 96.5 | 97.1 | 96.7 | 98.8 | 96.2 |
| \$1-\$499..... | 1.0 | 1.1 | 1.0 | 0.9 | 0.3 | 1.1 | 0.8 | 1.0 | 0.9 | 1.4 | 0.8 | 1.0 | 0.6 | 0.0 | 1.0 |
| \$500-\$999..... | 0.7 | 0.6 | 0.8 | 0.6 | 0.7 | 0.6 | 0.4 | 0.8 | 0.6 | 0.9 | 0.6 | 0.6 | 0.6 | 0.8 | 0.4 |
| \$1,000-\$1,499..... | 0.4 | 0.3 | 0.4 | 0.5 | 0.2 | 0.3 | 0.6 | 0.3 | 0.4 | 0.8 | 0.5 | 0.5 | 0.5 | 0.0 | 0.8 |
| \$1,500-\$1,999..... | 0.2 | 0.2 | 0.2 | 0.2 | 0.4 | 0.2 | 0.3 | 0.2 | 0.2 | 0.3 | 0.3 | 0.2 | 0.2 | 0.4 | 0.4 |
| \$2,000-\$3,000..... | 0.2 | 0.2 | 0.3 | 0.3 | 0.1 | 0.1 | 0.4 | 0.1 | 0.5 | 0.6 | 0.5 | 0.3 | 0.3 | 0.0 | 0.5 |
| over \$3,000..... | 0.4 | 0.2 | 0.5 | 0.5 | 0.2 | 0.2 | 0.5 | 0.2 | 0.7 | 0.8 | 0.9 | 0.3 | 1.0 | 0.0 | 0.6 |
| Aid Awarded on Basis of | | | | | | | | | | | | | | | |
| academic merit..... | 54.4 | 34.0 | 63.7 | 64.6 | 55.9 | 32.3 | 42.7 | 62.8 | 58.9 | 71.4 | 64.1 | 62.3 | 71.4 | 60.0 | 46.4 |
| financial need..... | 83.1 | 86.7 | 82.9 | 76.5 | 92.3 | 87.2 | 84.4 | 80.4 | 87.2 | 83.0 | 86.7 | 74.4 | 82.6 | 91.8 | 93.5 |
| athletic talent..... | 7.4 | 6.7 | 8.5 | 6.4 | 8.7 | 5.3 | 13.3 | 9.1 | 6.4 | 8.2 | 10.8 | 6.4 | 6.4 | 10.3 | 5.3 |
| other talent..... | 9.5 | 6.4 | 11.6 | 9.9 | 11.9 | 5.7 | 10.0 | 11.7 | 10.3 | 15.7 | 6.1 | 9.8 | 10.4 | 15.6 | 3.6 |
| other..... | 20.1 | 17.2 | 21.5 | 21.5 | 15.4 | 16.7 | 19.7 | 21.2 | 20.2 | 24.9 | 19.6 | 22.2 | 19.5 | 15.9 | 14.4 |
| Concern about Financing College | | | | | | | | | | | | | | | |
| no concern..... | 30.8 | 31.0 | 28.7 | 33.9 | 22.1 | 30.4 | 34.9 | 28.2 | 32.5 | 27.1 | 25.2 | 33.8 | 34.3 | 21.7 | 23.1 |
| some concern..... | 53.8 | 54.9 | 54.2 | 51.3 | 53.5 | 55.1 | 53.3 | 54.8 | 51.3 | 55.2 | 55.5 | 51.5 | 50.4 | 53.1 | 54.5 |
| major concern..... | 15.5 | 14.1 | 17.1 | 14.8 | 24.4 | 14.5 | 11.8 | 17.0 | 16.3 | 17.7 | 19.3 | 14.7 | 15.4 | 25.2 | 22.4 |
| Residence Planned During Fall Term | | | | | | | | | | | | | | | |
| with parents or relatives..... | 31.4 | 52.9 | 21.0 | 14.3 | 23.9 | 57.7 | 21.5 | 26.2 | 12.9 | 9.1 | 25.7 | 15.4 | 10.1 | 30.7 | 7.2 |
| other private home or apartment..... | 6.0 | 11.7 | 2.6 | 2.4 | 5.5 | 13.1 | 2.7 | 3.6 | 1.4 | 1.1 | 2.0 | 2.7 | 1.1 | 7.4 | 0.9 |
| college dormitory..... | 59.4 | 30.8 | 74.3 | 80.8 | 67.5 | 24.5 | 72.2 | 67.6 | 84.1 | 88.7 | 70.2 | 79.3 | 86.5 | 58.1 | 90.3 |
| fraternity or sorority house..... | 0.2 | 0.2 | 0.2 | 0.3 | 0.1 | 0.2 | 0.1 | 0.2 | 0.3 | 0.2 | 0.1 | 0.3 | 0.2 | 0.0 | 0.4 |
| other campus housing..... | 2.1 | 2.7 | 1.5 | 2.0 | 1.0 | 2.7 | 3.3 | 1.8 | 1.1 | 0.5 | 2.0 | 2.0 | 2.1 | 0.9 | 1.0 |
| other..... | 0.8 | 1.6 | 0.5 | 0.2 | 2.1 | 1.8 | 0.3 | 0.7 | 0.2 | 0.3 | 0.1 | 0.2 | 0.1 | 2.8 | 0.3 |
| Residence Preferred During Fall Term | | | | | | | | | | | | | | | |
| with parents or relatives..... | 16.7 | 27.6 | 13.3 | 7.0 | 18.8 | 29.1 | 17.8 | 14.8 | 11.2 | 9.4 | 16.4 | 7.3 | 5.8 | 21.4 | 13.3 |
| other private home or apartment..... | 27.1 | 34.1 | 23.6 | 23.0 | 37.1 | 35.2 | 27.0 | 27.4 | 20.0 | 17.9 | 17.9 | 25.6 | 13.2 | 40.0 | 31.0 |
| college dormitory..... | 43.6 | 26.6 | 50.7 | 55.7 | 29.4 | 24.6 | 39.6 | 44.7 | 57.9 | 61.3 | 52.9 | 51.6 | 71.2 | 21.4 | 46.0 |
| fraternity or sorority house..... | 5.6 | 4.4 | 5.0 | 8.1 | 3.1 | 3.8 | 8.0 | 5.1 | 4.6 | 5.4 | 5.0 | 9.0 | 4.9 | 2.9 | 3.5 |
| other campus housing..... | 5.0 | 4.4 | 5.4 | 5.0 | 6.4 | 4.4 | 4.4 | 5.6 | 4.8 | 4.6 | 6.6 | 5.3 | 4.1 | 7.1 | 4.8 |
| other..... | 2.1 | 3.0 | 1.9 | 1.1 | 5.3 | 2.9 | 3.1 | 2.3 | 1.5 | 1.3 | 1.1 | 1.2 | 0.8 | 7.1 | 1.5 |
| Disabilities | | | | | | | | | | | | | | | |
| hearing..... | 0.7 | 0.8 | 0.8 | 0.6 | 0.2 | 0.9 | 0.6 | 0.7 | 0.7 | 0.8 | 0.8 | 0.6 | 0.5 | 0.0 | 0.6 |
| speech..... | 0.1 | 0.2 | 0.1 | 0.1 | 0.1 | 0.2 | 0.3 | 0.1 | 0.2 | 0.2 | 0.2 | 0.1 | 0.1 | 0.0 | 0.4 |
| orthopedic..... | 0.9 | 1.1 | 0.9 | 0.6 | 0.2 | 1.0 | 1.6 | 0.7 | 1.0 | 1.3 | 1.0 | 0.6 | 0.8 | 0.0 | 0.7 |
| learning disability..... | 0.9 | 1.4 | 0.7 | 0.3 | 0.6 | 1.0 | 3.5 | 0.5 | 1.1 | 0.8 | 0.6 | 0.3 | 0.3 | 0.8 | 0.2 |
| health-related..... | 1.4 | 1.4 | 1.5 | 0.9 | 3.6 | 1.4 | 2.0 | 1.6 | 1.3 | 1.7 | 1.2 | 0.9 | 0.8 | 4.3 | 1.9 |
| partially sighted/blind..... | 2.0 | 1.8 | 2.2 | 1.8 | 2.6 | 1.7 | 2.3 | 2.1 | 2.2 | 2.9 | 2.3 | 1.8 | 1.8 | 2.7 | 2.4 |
| other..... | 1.0 | 1.3 | 1.0 | 0.7 | 1.3 | 1.2 | 1.7 | 0.9 | 1.1 | 1.4 | 1.3 | 0.7 | 0.6 | 1.2 | 1.5 |

WEIGHTED NATIONAL NORMS FOR ALL WOMEN FALL 1985

| Students Estimate Chances are Very Good That They Will | All Insti- tutions | All | | Predomi- nantly Black Colleges | 2-Year Colleges | | 4-Year Colleges | | | | Universities | | Predominantly Black Colleges | | |
|--|-----------------------|-----------------------|-----------------------|---|--------------------|---------|-----------------|---------------------|-----------------|----------|--------------|---------|---------------------------------|---------|------|
| | | 2-Year Colleges | 4-Year Colleges | | Public | Private | Public | Private Nonsect. | Prot- estant | Catholic | Public | Private | Public | Private | |
| | | All Uni- versities | All Uni- versities | | | | | | | | | | | | |
| change major field..... | 14.2 | 9.3 | 15.8 | 19.9 | 13.0 | 9.2 | 10.0 | 15.8 | 16.0 | 16.1 | 14.8 | 19.9 | 19.9 | 13.7 | 11.3 |
| change career choice..... | 13.9 | 9.1 | 15.3 | 19.9 | 10.0 | 9.0 | 9.4 | 14.5 | 16.5 | 17.0 | 15.0 | 19.5 | 21.1 | 10.3 | 9.2 |
| fail one or more courses..... | 1.2 | 1.2 | 1.3 | 1.2 | 2.4 | 1.2 | 1.6 | 1.4 | 1.3 | 0.9 | 0.9 | 1.2 | 1.2 | 2.5 | 2.2 |
| graduate with honors..... | 11.4 | 9.2 | 12.7 | 12.7 | 22.0 | 9.2 | 9.8 | 11.9 | 14.5 | 12.6 | 13.7 | 11.4 | 17.5 | 21.9 | 22.4 |
| be elected to student office.... | 3.3 | 2.2 | 4.1 | 3.9 | 10.3 | 2.1 | 2.4 | 3.6 | 5.5 | 3.6 | 3.9 | 3.5 | 5.7 | 10.0 | 10.9 |
| get job to pay college expenses.. | 39.9 | 36.7 | 42.0 | 41.7 | 25.9 | 38.0 | 28.4 | 41.5 | 40.6 | 43.1 | 46.6 | 40.8 | 45.0 | 24.3 | 30.0 |
| work full-time while attending.. | 3.4 | 4.3 | 3.3 | 2.2 | 6.7 | 4.4 | 3.2 | 3.8 | 2.6 | 2.3 | 3.2 | 2.5 | 1.4 | 7.6 | 4.3 |
| join social frat or sorority.... | 20.3 | 12.5 | 22.4 | 30.2 | 22.0 | 11.8 | 16.5 | 19.9 | 26.0 | 24.8 | 24.8 | 29.2 | 33.8 | 19.2 | 29.1 |
| live in coeducational dormitory.. | 28.0 | 18.7 | 28.1 | 43.9 | 8.1 | 19.7 | 12.2 | 29.5 | 29.1 | 25.8 | 20.4 | 41.7 | 52.1 | 8.3 | 7.6 |
| play varsity athletics..... | 10.7 | 9.8 | 12.6 | 8.9 | 8.8 | 9.2 | 13.5 | 11.2 | 14.5 | 14.4 | 14.0 | 8.1 | 11.8 | 8.9 | 8.6 |
| be elected to an honor society.. | 7.6 | 4.7 | 9.2 | 9.8 | 17.0 | 4.5 | 5.9 | 8.2 | 10.7 | 10.5 | 9.6 | 8.6 | 14.0 | 16.9 | 17.1 |
| make at least a "B" average..... | 40.9 | 35.5 | 43.1 | 46.4 | 44.5 | 36.1 | 31.4 | 40.9 | 45.8 | 44.4 | 47.4 | 44.0 | 55.0 | 44.0 | 46.0 |
| need extra time for degree..... | 6.5 | 6.4 | 6.2 | 7.1 | 11.9 | 6.3 | 7.4 | 6.7 | 5.2 | 5.9 | 5.7 | 7.6 | 5.2 | 13.2 | 8.4 |
| get tutoring in some courses.... | 12.3 | 11.0 | 13.1 | 13.3 | 21.7 | 10.1 | 16.2 | 12.5 | 15.0 | 11.9 | 14.0 | 13.5 | 12.6 | 17.7 | 32.2 |
| work at outside job..... | 23.9 | 25.8 | 23.1 | 22.0 | 18.5 | 27.3 | 16.1 | 25.4 | 18.6 | 19.0 | 27.0 | 22.6 | 19.8 | 20.7 | 13.1 |
| seek vocational counseling..... | 6.7 | 4.6 | 7.5 | 8.9 | 7.4 | 4.6 | 4.3 | 6.6 | 8.7 | 8.3 | 8.7 | 8.0 | 12.1 | 6.8 | 9.0 |
| seek individual counseling..... | 4.2 | 3.3 | 5.1 | 4.2 | 10.7 | 3.0 | 5.2 | 4.9 | 5.4 | 4.9 | 5.5 | 4.1 | 4.6 | 11.1 | 9.7 |
| get bachelor's degree..... | 67.6 | 49.2 | 77.3 | 82.1 | 63.6 | 50.0 | 44.4 | 75.7 | 79.8 | 77.7 | 79.8 | 80.3 | 88.7 | 58.3 | 77.3 |
| participate in student protests.. | 4.3 | 2.5 | 5.4 | 5.7 | 8.2 | 2.4 | 3.0 | 4.6 | 8.0 | 4.4 | 4.9 | 5.0 | 8.2 | 7.9 | 8.8 |
| drop out temporarily..... | 1.1 | 1.1 | 1.2 | 0.9 | 2.5 | 1.1 | 1.4 | 1.2 | 1.1 | 0.9 | 1.1 | 0.9 | 0.8 | 2.9 | 1.6 |
| drop out permanently..... | 0.7 | 0.8 | 0.9 | 0.5 | 2.2 | 0.8 | 0.4 | 0.9 | 0.8 | 0.7 | 0.9 | 0.6 | 0.3 | 2.5 | 1.4 |
| transfer to another college..... | 11.1 | 13.9 | 10.9 | 6.6 | 11.6 | 13.5 | 16.5 | 12.0 | 8.9 | 10.4 | 9.5 | 7.1 | 4.9 | 12.1 | 10.4 |
| be satisfied with college..... | 58.0 | 53.8 | 58.4 | 64.7 | 46.6 | 53.5 | 56.0 | 54.4 | 63.4 | 64.3 | 61.0 | 62.5 | 72.4 | 43.7 | 53.8 |
| find job in preferred field..... | 72.3 | 70.9 | 72.5 | 74.2 | 68.4 | 71.4 | 68.1 | 72.5 | 71.1 | 73.9 | 73.9 | 74.2 | 73.9 | 66.5 | 73.0 |
| marry while in college..... | 5.8 | 5.6 | 6.5 | 5.0 | 7.6 | 5.9 | 3.8 | 7.3 | 4.7 | 7.1 | 4.9 | 5.5 | 2.9 | 8.7 | 5.1 |
| marry within a year after coll.. | 18.3 | 17.5 | 19.6 | 17.3 | 17.7 | 16.9 | 20.7 | 20.2 | 16.5 | 22.9 | 18.5 | 18.6 | 12.9 | 19.3 | 13.8 |
| Objectives Considered to be Essential or Very Important | | | | | | | | | | | | | | | |
| achieve in a performing art..... | 11.7 | 8.9 | 13.6 | 13.0 | 16.8 | 8.3 | 12.8 | 12.5 | 16.6 | 14.7 | 11.9 | 12.0 | 16.5 | 18.1 | 13.7 |
| become authority in my field.... | 69.4 | 65.1 | 70.5 | 74.7 | 79.1 | 64.8 | 66.7 | 71.2 | 72.1 | 65.2 | 70.7 | 75.0 | 73.4 | 78.2 | 81.4 |
| obtain recog from colleagues.... | 53.5 | 49.6 | 54.1 | 59.3 | 60.8 | 49.0 | 53.1 | 54.9 | 56.9 | 45.5 | 56.4 | 59.4 | 58.9 | 58.5 | 66.5 |
| influence political structure... | 12.7 | 10.1 | 14.0 | 14.7 | 27.7 | 9.9 | 11.5 | 13.1 | 17.5 | 11.8 | 14.0 | 13.8 | 18.1 | 27.0 | 29.4 |
| influence social values..... | 35.1 | 33.4 | 36.8 | 35.2 | 44.3 | 32.5 | 38.7 | 34.3 | 40.8 | 39.0 | 38.8 | 34.9 | 36.1 | 42.4 | 49.1 |
| raise a family..... | 70.3 | 69.9 | 70.2 | 71.1 | 56.9 | 69.8 | 70.2 | 68.9 | 68.9 | 74.3 | 74.6 | 70.8 | 72.3 | 55.5 | 60.6 |
| have admin. responsibility..... | 41.1 | 41.1 | 40.2 | 42.6 | 49.1 | 41.3 | 39.9 | 41.7 | 39.8 | 33.9 | 42.5 | 43.5 | 39.3 | 48.7 | 50.0 |
| be very well off financially.... | 66.8 | 69.6 | 64.0 | 67.1 | 82.1 | 69.5 | 70.0 | 66.7 | 64.7 | 51.7 | 65.1 | 68.6 | 61.4 | 81.3 | 84.1 |
| help others in difficulty..... | 70.9 | 68.6 | 73.2 | 70.8 | 77.9 | 68.4 | 69.3 | 71.8 | 73.9 | 75.4 | 76.4 | 70.5 | 72.0 | 76.5 | 81.6 |
| theoretical contrib to science.. | 10.2 | 8.6 | 10.4 | 12.8 | 19.6 | 8.7 | 7.6 | 10.4 | 11.6 | 8.2 | 10.5 | 12.6 | 13.7 | 19.2 | 20.7 |
| write original works..... | 12.1 | 9.5 | 13.7 | 13.8 | 18.7 | 9.4 | 10.0 | 12.8 | 17.0 | 13.3 | 12.2 | 13.1 | 16.2 | 20.1 | 15.1 |
| create artistic work..... | 12.4 | 11.4 | 12.9 | 13.1 | 14.1 | 10.5 | 17.4 | 11.9 | 16.6 | 11.5 | 12.2 | 13.1 | 13.4 | 15.7 | 10.1 |
| be successful in my own business | 47.7 | 49.1 | 46.3 | 48.0 | 64.9 | 48.1 | 55.0 | 45.9 | 51.2 | 39.1 | 48.0 | 49.0 | 44.4 | 65.1 | 64.3 |
| be involved in environ cleanup.. | 17.5 | 17.2 | 18.0 | 17.1 | 25.8 | 16.9 | 18.8 | 17.5 | 20.8 | 16.0 | 17.2 | 17.5 | 15.9 | 24.7 | 28.6 |
| develop philosophy of life..... | 43.0 | 37.7 | 45.7 | 47.4 | 61.2 | 37.2 | 40.2 | 43.2 | 51.1 | 46.6 | 46.2 | 45.9 | 52.9 | 60.5 | 62.9 |
| participate in community action. | 24.7 | 20.4 | 27.2 | 27.3 | 40.7 | 19.8 | 24.1 | 26.3 | 29.5 | 26.8 | 28.3 | 26.7 | 29.8 | 38.1 | 47.3 |
| promote racial understanding.... | 33.1 | 28.2 | 37.1 | 34.5 | 61.7 | 28.1 | 28.6 | 34.9 | 43.7 | 34.7 | 37.5 | 32.8 | 40.8 | 57.1 | 73.0 |
| be expert on finance/commerce... | 21.5 | 20.7 | 21.8 | 22.5 | 43.8 | 20.4 | 22.6 | 23.0 | 22.2 | 15.8 | 22.5 | 22.8 | 21.1 | 46.4 | 37.2 |

WEIGHTED NATIONAL NORMS FOR ALL WOMEN FALL 1985

| | All Insti- tutions | All | | All Uni- versities | Predomi- nantly Black Colleges | 2-Year Colleges | | 4-Year Colleges | | | | Universities | | Predominantly Black Colleges | |
|--|-----------------------|--------------------|--------------------|-----------------------|---|--------------------|---------|-----------------|-----------------------|-----------------|----------|--------------|---------|---------------------------------|---------|
| | | 2-Year Colleges | 4-Year Colleges | | | Public | Private | Public | Private - Nonsect. | Prot- estant | Catholic | Public | Private | Public | Private |
| | | | | | | | | | | | | | | | |
| Political Orientation | | | | | | | | | | | | | | | |
| far left..... | 1.5 | 1.8 | 1.4 | 1.0 | 3.3 | 1.8 | 2.2 | 1.6 | 1.5 | 0.8 | 0.9 | 1.0 | 0.9 | 3.7 | 2.5 |
| liberal..... | 21.2 | 19.0 | 21.8 | 23.6 | 27.0 | 18.9 | 19.6 | 20.4 | 27.5 | 18.6 | 22.0 | 22.7 | 27.2 | 24.0 | 35.0 |
| middle of the road..... | 60.9 | 64.8 | 59.0 | 57.7 | 46.1 | 65.2 | 61.9 | 62.1 | 51.8 | 56.8 | 60.5 | 59.4 | 51.1 | 47.2 | 43.5 |
| conservative..... | 15.7 | 13.6 | 16.8 | 17.2 | 19.2 | 13.3 | 15.6 | 14.8 | 18.4 | 23.2 | 16.1 | 16.4 | 20.2 | 19.9 | 17.3 |
| far right..... | 0.8 | 0.7 | 1.0 | 0.5 | 4.3 | 0.7 | 0.7 | 1.1 | 0.9 | 0.7 | 0.5 | 0.5 | 0.6 | 5.3 | 1.7 |
| Agree Strongly or Somewhat | | | | | | | | | | | | | | | |
| gov't not protecting consumer... | 66.2 | 68.9 | 66.4 | 61.3 | 75.1 | 68.7 | 70.0 | 66.8 | 67.1 | 64.9 | 64.9 | 61.6 | 60.6 | 75.0 | 75.5 |
| gov't not promoting disarmament... | 73.0 | 70.5 | 74.3 | 74.9 | 73.0 | 70.8 | 68.5 | 73.6 | 76.5 | 72.3 | 76.1 | 74.1 | 77.8 | 70.5 | 79.3 |
| gov't not controlling pollution... | 80.0 | 79.3 | 80.6 | 80.1 | 78.8 | 79.6 | 77.8 | 80.2 | 82.1 | 80.6 | 79.7 | 79.4 | 82.5 | 78.3 | 79.9 |
| fed gov't discourage energy use... | 74.5 | 72.9 | 74.9 | 76.4 | 66.3 | 72.7 | 74.0 | 74.2 | 76.7 | 75.7 | 74.0 | 75.9 | 78.2 | 63.5 | 73.3 |
| raise taxes to reduce deficit... | 19.8 | 17.6 | 20.4 | 22.1 | 28.1 | 17.5 | 18.0 | 20.4 | 21.9 | 19.9 | 18.0 | 21.9 | 22.9 | 31.9 | 18.5 |
| increase fed military spending... | 19.7 | 22.1 | 19.4 | 16.3 | 32.6 | 21.5 | 26.1 | 20.9 | 17.9 | 19.0 | 14.2 | 17.3 | 12.7 | 35.5 | 25.3 |
| nuclear disarmament attainable... | 56.6 | 55.0 | 57.4 | 57.9 | 50.5 | 55.1 | 54.4 | 57.0 | 58.4 | 56.0 | 59.9 | 57.4 | 59.6 | 49.1 | 54.1 |
| abolish death penalty..... | 30.2 | 28.2 | 32.5 | 29.4 | 49.6 | 28.5 | 26.4 | 31.6 | 34.8 | 30.1 | 36.9 | 28.2 | 33.9 | 50.4 | 47.7 |
| need national health care plan... | 63.3 | 67.7 | 62.9 | 56.8 | 74.1 | 68.3 | 64.2 | 64.1 | 63.1 | 56.1 | 65.1 | 57.0 | 55.9 | 73.2 | 76.5 |
| abortion should be legalized.... | 55.3 | 52.7 | 53.6 | 62.6 | 50.5 | 53.0 | 51.2 | 54.8 | 61.9 | 43.7 | 41.2 | 63.5 | 59.0 | 45.8 | 62.2 |
| high school grading too easy.... | 49.6 | 45.9 | 50.8 | 53.9 | 37.1 | 46.2 | 43.6 | 49.6 | 51.6 | 55.6 | 48.5 | 53.3 | 56.0 | 36.9 | 37.5 |
| women's activities best in home... | 16.0 | 18.4 | 16.0 | 12.1 | 32.3 | 17.7 | 22.5 | 16.3 | 16.2 | 15.9 | 13.8 | 12.7 | 9.9 | 35.2 | 25.1 |
| live together before marriage... | 43.1 | 46.2 | 40.2 | 43.1 | 41.9 | 47.0 | 41.2 | 42.2 | 45.5 | 27.3 | 34.7 | 44.0 | 40.1 | 41.4 | 43.4 |
| women should get job equality... | 95.9 | 95.2 | 95.8 | 97.2 | 89.8 | 95.2 | 95.0 | 95.4 | 96.3 | 95.7 | 96.6 | 97.1 | 97.6 | 88.0 | 94.4 |
| wealthy should pay more taxes... | 73.1 | 73.8 | 73.6 | 70.8 | 75.0 | 74.8 | 68.2 | 75.8 | 69.6 | 72.7 | 71.5 | 71.8 | 66.8 | 74.8 | 75.5 |
| marijuana should be legalized... | 18.9 | 19.8 | 17.7 | 19.7 | 20.3 | 19.5 | 21.5 | 18.7 | 20.2 | 11.8 | 15.0 | 20.3 | 17.2 | 21.9 | 16.3 |
| busing ok to achieve balance.... | 56.9 | 60.1 | 57.3 | 50.9 | 70.7 | 60.4 | 57.9 | 57.7 | 59.0 | 54.2 | 55.5 | 50.8 | 51.4 | 70.2 | 72.1 |
| prohibit homosexual relations... | 38.3 | 43.0 | 38.6 | 29.9 | 53.2 | 41.9 | 49.9 | 39.0 | 33.8 | 47.8 | 33.5 | 31.5 | 23.7 | 55.8 | 46.6 |
| col regulate students off campus | 12.9 | 15.0 | 12.9 | 9.4 | 29.1 | 14.7 | 17.1 | 12.9 | 13.3 | 14.1 | 10.1 | 9.4 | 9.5 | 31.1 | 24.0 |
| students help evaluate faculty.. | 70.6 | 66.7 | 71.2 | 76.0 | 65.1 | 66.9 | 65.8 | 70.5 | 72.8 | 71.9 | 71.0 | 75.3 | 78.7 | 64.4 | 66.7 |
| college has right to ban speaker | 23.2 | 25.8 | 22.8 | 19.6 | 34.6 | 25.6 | 26.6 | 23.5 | 20.8 | 24.3 | 20.9 | 20.1 | 17.8 | 39.1 | 23.1 |
| one can do little to change soc. | 34.7 | 37.7 | 33.5 | 31.8 | 46.0 | 37.6 | 38.0 | 35.4 | 32.4 | 30.0 | 30.1 | 33.2 | 26.5 | 48.9 | 38.5 |
| college increases earning power. | 69.3 | 76.0 | 66.2 | 63.5 | 79.7 | 76.0 | 76.3 | 69.7 | 61.2 | 60.7 | 65.4 | 66.3 | 53.5 | 80.5 | 77.7 |
| Permission to Use Student I.D.? | | | | | | | | | | | | | | | |
| yes | 80.7 | 80.0 | 82.0 | 79.6 | 84.8 | 80.7 | 75.6 | 84.0 | 77.5 | 81.9 | 80.1 | 80.4 | 76.7 | 85.5 | 83.3 |
| no | 19.3 | 20.0 | 18.0 | 20.4 | 15.2 | 19.3 | 24.4 | 16.0 | 22.5 | 18.1 | 19.9 | 19.6 | 23.3 | 14.5 | 16.7 |

42

- (**) This item is reported for the first time in 1985. Items not indicated with "***" are repeated or modified questions from one or more of the earlier surveys.
- (1) Percentages will sum to more than 100 if any students checked more than one category.
 - (2) Because no black two-year colleges participated in 1985, the associated black enrollment is deflated in two-year college norms and inflated in four-year college norms.
 - (3) Frequently only, all other items frequently plus occasionally.
 - (4) Based on the curriculum recommendations of the National Commission on Excellence in Education.
 - (5) Students who applied to no other college are not included in this item.
 - (6) Recategorization of this item from a longer list is shown in Appendix C of the AMERICAN FRESHMAN

WEIGHTED NATIONAL NORMS FOR ALL FRESHMEN

FALL 1985

| Year Graduated from High School | All Institutions | All Colleges | | | | Predominantly Black Colleges | 2-Year Colleges | | 4-Year Colleges | | | | Universities | | Predominantly Black Colleges | |
|-------------------------------------|------------------|--------------|----------|------------------|----------|------------------------------|-----------------|----------|-----------------|------------|----------|----------|--------------|----------|------------------------------|----------|
| | | 2-Year | 4-Year | All Universities | Public | | Private | Public | Private | Protestant | Catholic | Public | Private | Public | Private | |
| | | Colleges | Colleges | | Colleges | | Colleges | Colleges | Colleges | Colleges | Colleges | Colleges | Colleges | Colleges | Colleges | Colleges |
| 1985..... | 93.4 | 88.4 | 95.4 | 98.0 | 90.7 | 87.7 | 93.4 | 94.6 | 96.0 | 96.3 | 97.5 | 97.8 | 98.8 | 89.3 | 94.6 | |
| 1984..... | 2.6 | 3.9 | 2.4 | 1.1 | 4.8 | 4.0 | 3.1 | 2.7 | 2.2 | 2.0 | 1.4 | 1.2 | 0.8 | 5.2 | 3.5 | |
| 1983..... | 0.7 | 1.1 | 0.7 | 0.3 | 1.7 | 1.1 | 1.1 | 0.8 | 0.5 | 0.5 | 0.2 | 0.3 | 0.1 | 2.2 | 0.6 | |
| 1982 or earlier..... | 1.9 | 3.7 | 1.0 | 0.4 | 1.5 | 4.0 | 1.6 | 1.2 | 0.8 | 0.7 | 0.5 | 0.5 | 0.2 | 1.7 | 0.8 | |
| H.S. equivalency (G.E.D. test) .. | 1.1 | 2.5 | 0.4 | 0.1 | 1.2 | 2.7 | 0.8 | 0.5 | 0.3 | 0.4 | 0.3 | 0.2 | 0.0 | 1.5 | 0.5 | |
| never completed high school..... | 0.2 | 0.5 | 0.1 | 0.1 | 0.0 | 0.5 | 0.2 | 0.0 | 0.1 | 0.2 | 0.1 | 0.0 | 0.1 | 0.0 | 0.0 | |
| Age by December 31, 1985 | | | | | | | | | | | | | | | | |
| 16 or younger..... | 0.1 | 0.0 | 0.1 | 0.1 | 0.1 | 0.0 | 0.1 | 0.0 | 0.1 | 0.0 | 0.1 | 0.1 | 0.2 | 0.0 | 0.3 | |
| 17..... | 2.5 | 2.4 | 2.3 | 2.8 | 2.0 | 2.4 | 2.4 | 1.9 | 3.2 | 2.1 | 2.7 | 2.4 | 4.5 | 1.1 | 4.5 | |
| 18..... | 72.2 | 66.8 | 74.1 | 77.5 | 63.0 | 66.7 | 67.5 | 74.1 | 74.8 | 71.3 | 76.2 | 77.1 | 79.1 | 58.1 | 76.4 | |
| 19..... | 20.2 | 21.3 | 20.3 | 18.2 | 26.6 | 20.8 | 24.8 | 20.1 | 19.2 | 23.9 | 19.2 | 19.0 | 15.5 | 30.8 | 15.2 | |
| 20..... | 1.9 | 2.9 | 1.7 | 0.7 | 4.6 | 3.0 | 2.8 | 1.9 | 1.5 | 1.4 | 1.0 | 0.8 | 0.4 | 5.5 | 2.1 | |
| 21-24..... | 1.7 | 3.1 | 1.1 | 0.4 | 2.6 | 3.4 | 1.3 | 1.2 | 1.0 | 0.9 | 0.6 | 0.5 | 0.2 | 3.1 | 1.2 | |
| 25-29..... | 0.7 | 1.6 | 0.3 | 0.1 | 0.7 | 1.7 | 0.6 | 0.4 | 0.2 | 0.2 | 0.2 | 0.1 | 0.1 | 0.9 | 0.2 | |
| 30-39..... | 0.6 | 1.3 | 0.2 | 0.0 | 0.5 | 1.4 | 0.2 | 0.3 | 0.1 | 0.2 | 0.0 | 0.0 | 0.0 | 0.7 | 0.2 | |
| 40-54..... | 0.2 | 0.4 | 0.0 | 0.0 | 0.0 | 0.4 | 0.2 | 0.0 | 0.0 | 0.0 | 0.0 | 0.0 | 0.0 | 0.0 | 0.0 | |
| 55 or older..... | 0.0 | 0.1 | 0.0 | 0.0 | 0.0 | 0.1 | 0.0 | 0.0 | 0.0 | 0.0 | 0.0 | 0.0 | 0.0 | 0.0 | 0.0 | |
| Racial Background (1) (2) | | | | | | | | | | | | | | | | |
| 7 White/Caucasian..... | 86.2 | 87.7 | 82.3 | 89.9 | 2.7 | 88.2 | 84.5 | 79.6 | 81.1 | 93.6 | 86.9 | 90.9 | 86.2 | 3.5 | 0.6 | |
| 6 Black/Negro/Afro-American..... | 9.1 | 6.5 | 14.1 | 5.0 | 96.7 | 5.8 | 12.0 | 17.5 | 15.0 | 4.0 | 3.6 | 5.1 | 4.5 | 95.8 | 99.2 | |
| 2 American Indian..... | 1.0 | 0.8 | 1.4 | 0.7 | 0.9 | 0.7 | 1.0 | 1.8 | 0.9 | 0.9 | 0.6 | 0.7 | 0.6 | 0.9 | 1.1 | |
| 5 Asian-American/Oriental..... | 2.0 | 1.4 | 1.5 | 3.5 | 0.1 | 1.5 | 1.1 | 1.2 | 2.3 | 1.0 | 2.1 | 2.8 | 6.3 | 0.0 | 0.3 | |
| 3 Mexican-American/Chicano..... | 1.2 | 1.9 | 0.9 | 0.8 | 0.2 | 2.1 | 0.8 | 0.3 | 0.7 | 0.8 | 5.5 | 0.6 | 1.7 | 0.2 | 0.0 | |
| 1 Puerto Rican-American..... | 0.6 | 0.9 | 0.5 | 0.4 | 0.0 | 1.0 | 0.4 | 0.4 | 0.6 | 0.2 | 1.2 | 0.4 | 0.7 | 0.0 | 0.1 | |
| 4 Other..... | 1.5 | 1.9 | 1.3 | 1.2 | 0.5 | 2.0 | 1.2 | 1.1 | 1.6 | 1.0 | 2.0 | 1.0 | 2.2 | 0.4 | 0.6 | |
| Average Grade in High School | | | | | | | | | | | | | | | | |
| A or A+..... | 9.1 | 3.3 | 10.1 | 16.4 | 4.0 | 3.3 | 3.0 | 9.1 | 11.0 | 13.0 | 9.3 | 13.4 | 27.9 | 3.9 | 4.3 | |
| A-..... | 11.6 | 5.9 | 13.0 | 18.2 | 4.3 | 5.9 | 5.4 | 12.0 | 14.3 | 14.9 | 13.7 | 16.8 | 23.3 | 3.9 | 5.3 | |
| B+..... | 19.0 | 14.8 | 20.5 | 22.9 | 14.4 | 15.4 | 10.3 | 20.5 | 20.1 | 20.3 | 22.8 | 23.0 | 22.5 | 13.8 | 16.2 | |
| B..... | 25.5 | 27.5 | 25.2 | 22.8 | 18.9 | 28.5 | 20.8 | 26.1 | 23.8 | 22.2 | 28.3 | 24.6 | 16.2 | 17.7 | 22.2 | |
| B-..... | 13.9 | 16.9 | 13.2 | 10.4 | 14.6 | 17.1 | 15.0 | 13.4 | 12.9 | 12.3 | 13.3 | 11.5 | 6.3 | 13.1 | 18.5 | |
| C+..... | 12.3 | 17.6 | 10.9 | 6.2 | 22.6 | 17.2 | 20.7 | 11.3 | 11.2 | 9.8 | 8.6 | 7.1 | 2.7 | 23.0 | 21.5 | |
| C..... | 8.1 | 12.9 | 6.9 | 2.9 | 20.7 | 11.6 | 22.5 | 7.4 | 6.4 | 7.1 | 4.0 | 3.3 | 1.0 | 24.1 | 11.6 | |
| D..... | 0.5 | 1.1 | 0.2 | 0.1 | 0.4 | 0.9 | 2.3 | 0.2 | 0.2 | 0.4 | 0.1 | 0.2 | 0.0 | 0.4 | 0.4 | |
| Academic Rank in High School | | | | | | | | | | | | | | | | |
| top 20%..... | 41.0 | 23.2 | 45.1 | 60.3 | 29.4 | 23.7 | 19.9 | 44.1 | 45.7 | 49.9 | 42.2 | 57.3 | 71.8 | 29.0 | 30.7 | |
| second 20%..... | 22.6 | 21.9 | 23.7 | 21.8 | 21.2 | 22.5 | 17.8 | 25.1 | 21.7 | 21.2 | 23.7 | 23.1 | 16.9 | 21.2 | 21.2 | |
| middle 20%..... | 28.9 | 42.0 | 25.6 | 15.2 | 39.0 | 41.5 | 45.5 | 25.5 | 26.2 | 23.4 | 27.9 | 16.7 | 9.6 | 39.0 | 38.9 | |
| fourth 20%..... | 6.4 | 10.9 | 5.0 | 2.3 | 9.8 | 10.4 | 14.2 | 4.8 | 5.5 | 4.6 | 5.2 | 2.5 | 1.5 | 10.5 | 8.0 | |
| lowest 20%..... | 1.1 | 2.0 | 0.6 | 0.4 | 0.6 | 1.9 | 2.5 | 0.5 | 0.9 | 0.8 | 0.9 | 0.5 | 0.2 | 0.4 | 1.1 | |
| Miles from Home to College | | | | | | | | | | | | | | | | |
| 5 or less..... | 9.2 | 14.3 | 7.2 | 4.3 | 12.6 | 15.2 | 7.9 | 8.3 | 5.3 | 5.2 | 8.4 | 4.6 | 3.4 | 15.6 | 4.4 | |
| 6-10..... | 9.6 | 14.2 | 7.1 | 6.5 | 6.5 | 15.1 | 7.0 | 7.7 | 6.1 | 4.0 | 10.8 | 6.8 | 5.2 | 7.6 | 3.5 | |
| 11-50..... | 27.1 | 34.2 | 25.6 | 18.4 | 16.0 | 35.3 | 25.9 | 29.7 | 18.5 | 18.3 | 29.4 | 19.1 | 15.6 | 17.7 | 11.2 | |
| 51-100..... | 17.1 | 13.6 | 19.4 | 18.6 | 22.0 | 13.2 | 16.6 | 22.5 | 13.7 | 17.8 | 16.5 | 21.1 | 9.2 | 25.5 | 12.3 | |
| 101-500..... | 28.5 | 20.8 | 28.4 | 40.5 | 25.4 | 19.3 | 32.1 | 24.6 | 33.5 | 38.5 | 24.4 | 42.0 | 34.7 | 24.6 | 27.6 | |
| more than 500..... | 8.6 | 2.9 | 12.2 | 11.7 | 17.6 | 1.9 | 10.5 | 7.2 | 22.9 | 16.2 | 10.5 | 6.4 | 31.8 | 9.1 | 41.0 | |

WEIGHTED NATIONAL NORMS FOR ALL FRESHMEN

FALL 1985

| | All Institutions | All 2-Year Colleges | All 4-Year Colleges | All Universities | Predominantly Black Colleges | 2-Year Colleges | | 4-Year Colleges | | | | Universities | | Predominantly Black Colleges | |
|---|------------------|---------------------|---------------------|------------------|------------------------------|-----------------|---------|-----------------|------------------|------------|----------|--------------|---------|------------------------------|---------|
| | | | | | | Public | Private | Public | Private Nonsect. | Protestant | Catholic | Public | Private | Public | Private |
| Estimated Parental Income | | | | | | | | | | | | | | | |
| less than \$6,000..... | 4.6 | 5.3 | 5.3 | 2.2 | 21.7 | 5.3 | 5.5 | 6.7 | 3.9 | 3.3 | 3.4 | 2.3 | 1.6 | 26.0 | 10.3 |
| \$6,000-\$9,999..... | 4.2 | 5.2 | 4.7 | 2.1 | 14.5 | 5.3 | 4.5 | 5.4 | 4.0 | 3.5 | 3.5 | 2.2 | 1.6 | 16.3 | 9.8 |
| \$10,000-\$14,999..... | 7.1 | 8.7 | 7.4 | 4.4 | 16.7 | 8.8 | 7.7 | 8.2 | 6.1 | 6.6 | 6.3 | 4.7 | 3.3 | 18.4 | 12.2 |
| \$15,000-\$19,999..... | 7.1 | 8.6 | 7.1 | 4.8 | 10.2 | 8.7 | 8.1 | 7.5 | 6.6 | 6.6 | 6.3 | 5.1 | 3.7 | 10.4 | 9.6 |
| \$20,000-\$24,999..... | 8.6 | 10.2 | 8.3 | 6.6 | 7.3 | 10.3 | 9.2 | 8.3 | 8.1 | 8.7 | 7.6 | 6.9 | 5.3 | 6.8 | 8.8 |
| \$25,000-\$29,999..... | 8.8 | 10.6 | 8.2 | 7.1 | 4.9 | 10.9 | 8.5 | 8.6 | 7.2 | 8.6 | 7.8 | 7.4 | 5.8 | 3.6 | 8.4 |
| \$30,000-\$34,999..... | 11.2 | 12.4 | 11.0 | 9.9 | 5.5 | 12.7 | 10.3 | 11.4 | 9.7 | 11.2 | 11.0 | 10.4 | 8.0 | 4.9 | 7.2 |
| \$35,000-\$39,999..... | 9.8 | 9.9 | 9.7 | 9.7 | 5.4 | 10.0 | 9.2 | 10.0 | 8.4 | 10.2 | 9.7 | 10.2 | 7.8 | 4.6 | 7.5 |
| \$40,000-\$49,999..... | 11.8 | 11.1 | 11.6 | 13.3 | 3.8 | 11.1 | 10.9 | 12.0 | 10.5 | 11.3 | 12.0 | 13.9 | 11.3 | 2.4 | 7.6 |
| \$50,000-\$59,999..... | 9.5 | 7.5 | 9.6 | 12.6 | 4.3 | 7.4 | 8.2 | 9.5 | 9.4 | 9.6 | 10.4 | 12.7 | 12.0 | 3.4 | 6.8 |
| \$60,000-\$74,999..... | 7.0 | 4.7 | 6.9 | 10.7 | 3.2 | 4.4 | 7.2 | 6.1 | 8.0 | 7.7 | 7.7 | 10.4 | 11.7 | 2.4 | 5.3 |
| \$75,000-\$99,999..... | 4.3 | 2.5 | 4.3 | 7.0 | 1.4 | 2.4 | 3.8 | 3.1 | 6.2 | 5.0 | 5.6 | 6.4 | 9.4 | 0.7 | 3.2 |
| \$100,000-\$149,999..... | 3.0 | 1.5 | 3.0 | 5.0 | 0.5 | 1.4 | 2.5 | 1.8 | 5.3 | 3.6 | 4.0 | 4.0 | 8.8 | 0.0 | 1.9 |
| \$150,000 or more..... | 3.0 | 1.7 | 3.1 | 4.7 | 0.4 | 1.3 | 4.5 | 1.2 | 6.6 | 4.1 | 4.7 | 3.3 | 9.8 | 0.0 | 1.6 |
| Persons Currently Dependent On Parents for Support | | | | | | | | | | | | | | | |
| one..... | 6.9 | 7.8 | 6.9 | 5.2 | 11.6 | 7.8 | 8.3 | 7.5 | 6.5 | 6.4 | 5.4 | 5.5 | 4.1 | 12.2 | 9.9 |
| two..... | 13.2 | 13.6 | 13.2 | 12.5 | 15.1 | 13.2 | 16.3 | 13.1 | 13.9 | 13.3 | 11.1 | 12.8 | 11.2 | 13.6 | 18.9 |
| three..... | 22.1 | 23.8 | 21.4 | 20.7 | 19.5 | 23.8 | 23.9 | 21.4 | 21.6 | 22.4 | 19.6 | 21.3 | 18.3 | 17.3 | 25.4 |
| four..... | 28.3 | 26.8 | 28.0 | 30.9 | 19.9 | 27.0 | 25.6 | 27.4 | 29.1 | 29.5 | 26.3 | 30.9 | 31.0 | 19.4 | 21.4 |
| five..... | 18.1 | 17.0 | 18.4 | 19.3 | 15.4 | 17.1 | 16.2 | 18.4 | 18.2 | 18.0 | 19.7 | 18.9 | 21.0 | 15.7 | 14.8 |
| six or more..... | 11.5 | 11.0 | 12.1 | 11.3 | 18.5 | 11.1 | 9.7 | 12.2 | 10.8 | 10.3 | 17.8 | 10.5 | 14.4 | 21.9 | 9.5 |
| Number of Other Dependents Currently Attending College | | | | | | | | | | | | | | | |
| none..... | 68.9 | 72.8 | 68.3 | 64.1 | 73.3 | 73.0 | 70.8 | 69.9 | 66.1 | 68.8 | 61.8 | 65.4 | 59.5 | 74.0 | 71.2 |
| one..... | 23.4 | 20.7 | 23.8 | 26.9 | 18.5 | 20.6 | 21.6 | 23.0 | 24.9 | 23.8 | 25.8 | 26.2 | 29.6 | 18.1 | 19.9 |
| two..... | 5.6 | 4.7 | 5.8 | 6.5 | 5.8 | 4.7 | 5.1 | 5.2 | 6.5 | 5.4 | 8.8 | 6.2 | 7.7 | 5.4 | 6.7 |
| three or more..... | 2.1 | 1.8 | 2.2 | 2.4 | 2.4 | 1.7 | 2.5 | 2.0 | 2.4 | 1.9 | 3.6 | 2.2 | 3.3 | 2.5 | 2.2 |
| Dependency Status for 1984 | | | | | | | | | | | | | | | |
| lived with parents for 6+ weeks..... | 95.6 | 93.4 | 96.1 | 97.9 | 88.9 | 93.1 | 95.6 | 95.6 | 96.3 | 96.6 | 98.1 | 97.9 | 97.9 | 86.7 | 94.4 |
| dependent on parent's tax return..... | 90.0 | 86.0 | 90.9 | 94.4 | 75.9 | 85.7 | 87.7 | 90.0 | 91.3 | 92.5 | 92.9 | 94.2 | 95.4 | 72.5 | 83.8 |
| received \$600+ from parents..... | 73.9 | 65.8 | 75.4 | 82.7 | 52.8 | 64.8 | 72.6 | 71.2 | 80.6 | 80.0 | 81.7 | 81.0 | 89.0 | 43.7 | 73.5 |
| Dependency Status for 1985 | | | | | | | | | | | | | | | |
| living with parents for 6+ weeks..... | 84.0 | 85.4 | 82.4 | 84.3 | 68.4 | 86.4 | 77.3 | 82.7 | 80.9 | 81.9 | 84.9 | 84.5 | 83.7 | 67.5 | 70.8 |
| dependent on parent's tax return..... | 86.8 | 83.4 | 86.7 | 91.9 | 69.1 | 83.2 | 84.7 | 84.6 | 88.8 | 89.8 | 90.7 | 91.3 | 94.0 | 65.1 | 78.8 |
| receiving \$600+ from parents..... | 76.8 | 69.6 | 76.9 | 86.9 | 46.5 | 68.7 | 75.9 | 71.9 | 83.3 | 82.9 | 83.0 | 85.5 | 92.2 | 35.6 | 71.9 |
| Marital Status | | | | | | | | | | | | | | | |
| not presently married..... | 98.5 | 97.0 | 99.1 | 99.7 | 98.1 | 96.8 | 98.7 | 98.8 | 99.7 | 99.2 | 99.7 | 99.6 | 99.9 | 97.6 | 99.6 |
| married, living with spouse..... | 1.2 | 2.3 | 0.7 | 0.2 | 1.5 | 2.5 | 1.0 | 1.0 | 0.2 | 0.6 | 0.2 | 0.3 | 0.1 | 2.0 | 0.2 |
| married, not living with spouse..... | 0.4 | 0.7 | 0.2 | 0.1 | 0.4 | 0.8 | 0.3 | 0.2 | 0.1 | 0.2 | 0.1 | 0.1 | 0.1 | 0.4 | 0.2 |
| Twin Status | | | | | | | | | | | | | | | |
| no..... | 98.2 | 98.1 | 98.3 | 98.3 | 98.7 | 98.2 | 97.9 | 98.3 | 98.3 | 98.2 | 98.2 | 98.3 | 98.4 | 98.9 | 98.1 |
| yes, identical..... | 0.7 | 0.7 | 0.6 | 0.6 | 0.3 | 0.7 | 0.5 | 0.6 | 0.7 | 0.7 | 0.6 | 0.6 | 0.5 | 0.2 | 0.5 |
| yes, fraternal..... | 1.1 | 1.2 | 1.1 | 1.0 | 1.0 | 1.1 | 1.6 | 1.1 | 1.1 | 1.1 | 1.2 | 1.0 | 1.1 | 0.9 | 1.4 |

WEIGHTED NATIONAL NORMS FOR ALL FRESHMEN FALL 1985

| Activities Engaged in by Students During the Past Year | All Institutions | All Colleges | | All Universities | Predominantly Black Colleges | 2-Year Colleges | | 4-Year Colleges | | | | Universities | | Predominantly Black Colleges | |
|---|------------------|--------------|----------|------------------|------------------------------|-----------------|----------|-----------------|----------|-------------|----------|--------------|----------|------------------------------|----------|
| | | 2-Year | 4-Year | | | Public | Private | Public | Private | Prot-estant | Catholic | Public | Private | Public | Private |
| | | Colleges | Colleges | | | Colleges | Colleges | Colleges | Colleges | Colleges | Colleges | Colleges | Colleges | Colleges | Colleges |
| used a personal computer (3).... | 24.9 | 21.3 | 25.9 | 28.9 | 22.0 | 21.8 | 17.3 | 27.0 | 24.9 | 24.3 | 24.2 | 28.7 | 29.6 | 20.6 | 25.6 |
| played a musical instrument..... | 42.3 | 37.1 | 44.6 | 46.9 | 42.4 | 36.7 | 39.5 | 42.7 | 45.8 | 52.8 | 40.5 | 46.2 | 49.4 | 41.4 | 45.2 |
| attended a religious service.... | 84.9 | 81.6 | 87.5 | 85.8 | 92.2 | 80.6 | 89.1 | 86.7 | 85.4 | 91.2 | 93.3 | 85.7 | 86.5 | 91.4 | 94.2 |
| participated in speech or debate pres of 1 or more student orgs.. | 25.0 | 20.0 | 27.7 | 28.5 | 35.2 | 19.6 | 22.3 | 26.6 | 30.3 | 28.5 | 27.8 | 27.6 | 31.8 | 34.2 | 37.8 |
| was bored in class..... | 26.7 | 20.7 | 29.8 | 31.2 | 39.7 | 19.7 | 27.7 | 28.4 | 32.6 | 32.0 | 28.7 | 29.6 | 37.2 | 38.8 | 42.1 |
| had major part in a play..... | 90.9 | 86.3 | 92.7 | 95.0 | 84.0 | 85.7 | 90.8 | 92.0 | 92.9 | 94.5 | 93.5 | 95.0 | 94.9 | 82.9 | 86.9 |
| won varsity letter in sports.... | 18.1 | 14.2 | 21.5 | 18.8 | 33.0 | 13.8 | 17.8 | 20.6 | 23.5 | 24.2 | 17.4 | 18.4 | 20.4 | 34.2 | 29.8 |
| didn't complete homework on time | 45.8 | 39.7 | 49.2 | 49.8 | 36.8 | 38.3 | 50.3 | 48.8 | 48.6 | 51.8 | 49.6 | 50.0 | 48.9 | 34.8 | 42.1 |
| won award in art contest..... | 68.6 | 66.4 | 70.2 | 69.5 | 67.0 | 65.5 | 72.7 | 69.9 | 70.9 | 72.4 | 66.5 | 70.6 | 65.6 | 66.3 | 68.9 |
| edited school paper, yearbook, mag | 16.1 | 14.8 | 17.1 | 16.4 | 20.5 | 14.3 | 18.6 | 16.3 | 19.9 | 16.7 | 15.9 | 16.3 | 16.7 | 20.9 | 19.3 |
| tutored another student..... | 17.9 | 14.3 | 19.5 | 20.8 | 16.6 | 14.0 | 16.7 | 18.3 | 22.1 | 19.6 | 20.8 | 19.3 | 26.1 | 16.2 | 17.9 |
| asked teacher for advice (3).... | 42.4 | 31.4 | 45.5 | 54.3 | 43.5 | 31.5 | 30.8 | 43.5 | 48.9 | 45.7 | 50.0 | 51.5 | 64.8 | 40.1 | 52.5 |
| participated in science contest. | 24.1 | 18.8 | 26.9 | 27.5 | 35.5 | 17.7 | 27.5 | 24.5 | 31.0 | 29.7 | 28.6 | 26.7 | 30.7 | 33.2 | 41.6 |
| did extra course work or reading | 16.0 | 12.3 | 17.0 | 19.9 | 28.8 | 11.7 | 16.6 | 16.9 | 18.0 | 16.4 | 16.1 | 19.5 | 21.3 | 28.5 | 29.4 |
| was guest in teacher's home..... | 69.2 | 65.3 | 71.3 | 71.6 | 74.0 | 64.6 | 71.2 | 70.1 | 73.5 | 71.1 | 73.6 | 70.4 | 75.9 | 71.0 | 82.1 |
| studied with other students..... | 32.6 | 27.5 | 36.6 | 34.1 | 44.9 | 26.4 | 35.7 | 35.3 | 37.5 | 43.1 | 32.6 | 33.5 | 36.6 | 47.7 | 37.3 |
| overslept and missed class/appt. | 88.2 | 83.6 | 90.1 | 92.1 | 90.0 | 83.1 | 86.9 | 89.6 | 90.4 | 92.1 | 92.0 | 91.9 | 93.1 | 89.6 | 91.3 |
| smoked cigarettes (3)..... | 28.6 | 28.5 | 28.4 | 29.2 | 24.1 | 28.1 | 31.2 | 27.3 | 31.6 | 28.8 | 26.9 | 29.4 | 28.2 | 22.6 | 27.9 |
| performed volunteer work..... | 9.1 | 13.2 | 7.1 | 5.9 | 3.7 | 13.2 | 13.0 | 7.1 | 7.8 | 5.3 | 7.8 | 6.2 | 5.0 | 4.0 | 2.8 |
| missed school because of illness | 70.4 | 65.9 | 72.9 | 73.4 | 70.4 | 65.2 | 71.3 | 71.0 | 73.8 | 76.5 | 77.6 | 72.2 | 78.0 | 69.1 | 74.0 |
| attended recital/concert..... | 77.8 | 76.7 | 78.7 | 78.0 | 75.3 | 76.1 | 80.8 | 78.4 | 78.5 | 79.8 | 79.6 | 78.0 | 77.8 | 76.0 | 73.5 |
| drank beer..... | 76.6 | 71.1 | 79.0 | 81.3 | 72.9 | 70.3 | 76.7 | 77.0 | 82.3 | 82.2 | 78.7 | 80.7 | 83.4 | 69.4 | 82.0 |
| stayed up all night..... | 66.5 | 66.7 | 62.7 | 72.1 | 29.0 | 67.2 | 63.4 | 64.1 | 61.0 | 54.2 | 72.2 | 72.9 | 68.8 | 26.6 | 35.3 |
| felt overwhelmed (3)..... | 74.3 | 72.8 | 74.5 | 76.3 | 64.7 | 72.6 | 74.5 | 74.3 | 74.8 | 74.1 | 75.9 | 77.1 | 73.3 | 62.4 | 70.7 |
| felt depressed (3)..... | 16.0 | 12.2 | 17.5 | 19.4 | 12.8 | 11.5 | 17.5 | 16.0 | 19.0 | 20.4 | 19.1 | 19.3 | 19.9 | 11.2 | 17.0 |
| | 8.2 | 7.5 | 9.1 | 8.1 | 12.9 | 7.1 | 10.4 | 9.0 | 9.2 | 9.4 | 8.8 | 8.2 | 7.9 | 13.7 | 10.8 |
| Highest Degree Planned at Freshman College | | | | | | | | | | | | | | | |
| none..... | 3.5 | 5.2 | 3.2 | 1.6 | 3.3 | 5.0 | 6.3 | 3.9 | 1.7 | 3.5 | 2.4 | 1.8 | 0.9 | 4.2 | 1.2 |
| vocational certificate..... | 1.7 | 3.6 | 0.6 | 0.2 | 0.7 | 4.0 | 2.4 | 0.7 | 0.5 | 0.5 | 0.2 | 0.2 | 0.1 | 0.7 | 0.6 |
| associate (A.A. or equivalent).. | 22.4 | 57.7 | 2.9 | 1.1 | 2.4 | 56.2 | 69.0 | 3.2 | 2.5 | 2.8 | 2.6 | 1.1 | 0.8 | 2.8 | 1.3 |
| bachelor's (B.A., B.S.)..... | 55.1 | 25.6 | 75.7 | 65.9 | 64.4 | 26.8 | 16.4 | 72.9 | 79.0 | 80.3 | 76.5 | 65.0 | 69.0 | 59.6 | 76.0 |
| master's (M.A., M.S.)..... | 11.8 | 4.1 | 13.2 | 21.0 | 17.9 | 4.4 | 2.1 | 14.5 | 12.1 | 9.1 | 13.9 | 21.6 | 19.0 | 19.9 | 13.4 |
| Ph.D. or Ed.D..... | 1.7 | 0.7 | 1.6 | 3.4 | 4.4 | 0.7 | 0.3 | 1.9 | 1.3 | 1.2 | 1.3 | 3.3 | 3.5 | 5.2 | 2.3 |
| M.D., D.C., D.D.S. or D.V.M..... | 1.3 | 0.3 | 0.6 | 4.0 | 1.5 | 0.3 | 0.3 | 0.6 | 0.6 | 0.4 | 0.6 | 4.2 | 3.5 | 1.4 | 1.9 |
| LL.B. or J.D. (law)..... | 0.8 | 0.3 | 0.6 | 1.8 | 0.7 | 0.3 | 0.2 | 0.4 | 0.9 | 0.5 | 0.9 | 1.6 | 2.5 | 0.7 | 0.8 |
| B.D. or M.Div. (divinity)..... | 0.2 | 0.1 | 0.2 | 0.1 | 0.7 | 0.1 | 0.2 | 0.1 | 0.2 | 0.3 | 0.2 | 0.2 | 0.1 | 0.7 | 0.8 |
| other..... | 1.6 | 2.2 | 1.5 | 0.8 | 3.9 | 2.2 | 2.8 | 1.7 | 1.2 | 1.4 | 1.3 | 0.9 | 0.6 | 4.9 | 1.6 |
| Highest Degree Planned Anywhere | | | | | | | | | | | | | | | |
| none..... | 2.1 | 3.0 | 1.9 | 1.1 | 4.5 | 2.9 | 3.6 | 2.3 | 1.3 | 1.2 | 1.5 | 1.2 | 0.8 | 5.8 | 1.7 |
| vocational certificate..... | 1.2 | 2.6 | 0.6 | 0.2 | 1.0 | 2.8 | 1.4 | 0.8 | 0.3 | 0.4 | 0.2 | 0.2 | 0.1 | 1.3 | 0.3 |
| associate (A.A. or equivalent).. | 6.2 | 15.9 | 1.1 | 0.4 | 0.8 | 16.5 | 11.8 | 1.0 | 1.3 | 1.4 | 1.0 | 0.5 | 0.1 | 1.0 | 0.6 |
| bachelor's (B.A., B.S.)..... | 38.2 | 43.9 | 36.7 | 32.4 | 26.9 | 44.0 | 43.3 | 40.8 | 29.1 | 34.8 | 33.9 | 36.3 | 18.3 | 31.0 | 17.8 |
| master's (M.A., M.S.)..... | 31.6 | 23.5 | 35.9 | 36.2 | 34.7 | 23.3 | 25.0 | 35.9 | 36.2 | 35.0 | 37.6 | 36.0 | 36.9 | 33.9 | 36.4 |
| Ph.D. or Ed.D..... | 9.2 | 4.5 | 11.2 | 12.7 | 14.3 | 4.3 | 5.7 | 9.8 | 14.7 | 11.6 | 10.4 | 11.2 | 18.3 | 11.3 | 21.0 |
| M.D., D.C., D.D.S. or D.V.M..... | 6.0 | 2.8 | 6.1 | 10.1 | 7.4 | 2.7 | 3.1 | 4.5 | 8.2 | 8.2 | 8.1 | 8.9 | 14.6 | 5.5 | 11.8 |
| LL.B. or J.D. (law)..... | 3.6 | 1.6 | 4.1 | 5.7 | 5.0 | 1.4 | 2.8 | 2.8 | 6.7 | 4.6 | 5.0 | 4.6 | 9.7 | 3.9 | 7.7 |
| B.D. or M.Div. (divinity)..... | 0.4 | 0.3 | 0.5 | 0.2 | 1.8 | 0.2 | 0.7 | 0.4 | 0.5 | 1.0 | 0.5 | 0.2 | 0.2 | 2.3 | 0.9 |
| other..... | 1.7 | 2.0 | 1.8 | 1.0 | 3.5 | 1.9 | 2.7 | 1.8 | 1.7 | 1.7 | 1.6 | 1.0 | 0.8 | 4.2 | 1.9 |

WEIGHTED NATIONAL NORMS FOR ALL FRESHMEN FALL 1985

| | All Insti- tutions | All 2-Year Colleges | All 4-Year Colleges | All Uni- versities | Predomi- nantly Black Colleges | 2-Year Colleges | | 4-Year Colleges | | | | Universities | | Predominantly Black Colleges | |
|---|-----------------------|---------------------------|---------------------------|-----------------------|---|--------------------|---------|-----------------|---------|------------------|----------|--------------|---------|---------------------------------|---------|
| | | | | | | Public | Private | Public | Private | Nonsect- -ant | Catholic | Public | Private | Public | Private |
| Current Religious Preference | | | | | | | | | | | | | | | |
| Baptist..... | 14.5 | 12.8 | 18.2 | 11.2 | 67.0 | 10.4 | 31.4 | 21.3 | 14.9 | 20.1 | 3.1 | 12.6 | 6.0 | 71.3 | 55.6 |
| Buddhist..... | 0.3 | 0.2 | 0.3 | 0.4 | 0.0 | 0.2 | 0.4 | 0.2 | 0.5 | 0.2 | 0.2 | 0.4 | 0.6 | 0.0 | 0.0 |
| Congregational (UCC)..... | 1.5 | 1.3 | 1.6 | 1.8 | 0.4 | 1.4 | 0.9 | 1.6 | 2.1 | 1.7 | 0.4 | 2.0 | 1.1 | 0.0 | 1.3 |
| Eastern Orthodox..... | 1.6 | 0.6 | 0.5 | 0.6 | 0.0 | 0.7 | 0.6 | 0.5 | 0.7 | 0.3 | 0.5 | 0.6 | 0.9 | 0.0 | 0.0 |
| Episcopal..... | 2.6 | 2.0 | 2.8 | 3.3 | 1.5 | 1.8 | 3.1 | 2.2 | 4.1 | 3.9 | 1.4 | 3.4 | 3.1 | 1.3 | 2.0 |
| Islamic..... | 0.2 | 0.2 | 0.2 | 0.2 | 0.2 | 0.2 | 0.1 | 0.1 | 0.4 | 0.1 | 0.3 | 0.2 | 0.4 | 0.0 | 0.6 |
| Jewish..... | 2.8 | 2.2 | 1.9 | 5.1 | 0.0 | 2.3 | 1.6 | 1.5 | 4.3 | 0.7 | 0.2 | 4.1 | 8.8 | 0.0 | 0.1 |
| Latter Day Saints (Mormon)..... | 0.2 | 0.2 | 0.2 | 0.2 | 0.0 | 0.2 | 0.1 | 0.3 | 0.1 | 0.2 | 0.1 | 0.2 | 0.2 | 0.0 | 0.0 |
| Lutheran..... | 5.9 | 5.6 | 5.5 | 6.9 | 0.4 | 5.3 | 7.4 | 5.8 | 3.6 | 9.1 | 3.3 | 7.8 | 3.8 | 0.3 | 0.9 |
| Methodist..... | 9.9 | 11.0 | 9.1 | 9.6 | 10.5 | 10.9 | 11.8 | 10.0 | 7.2 | 12.0 | 3.1 | 10.8 | 5.0 | 8.6 | 15.4 |
| Presbyterian..... | 5.0 | 4.9 | 4.6 | 6.0 | 1.5 | 4.6 | 6.5 | 4.1 | 5.3 | 7.3 | 1.8 | 6.4 | 4.5 | 1.0 | 2.9 |
| Quaker (Society of Friends)..... | 0.2 | 0.2 | 0.2 | 0.2 | 0.2 | 0.2 | 0.1 | 0.1 | 0.3 | 0.4 | 0.1 | 0.2 | 0.1 | 0.3 | 0.0 |
| Roman Catholic..... | 37.0 | 41.1 | 33.7 | 36.2 | 3.7 | 43.4 | 23.9 | 33.7 | 30.0 | 14.8 | 77.1 | 33.1 | 47.3 | 2.3 | 7.5 |
| Seventh Day Adventist..... | 0.3 | 0.3 | 0.3 | 0.2 | 0.3 | 0.3 | 0.3 | 0.2 | 0.2 | 1.0 | 0.2 | 0.2 | 0.1 | 0.3 | 0.5 |
| other Protestant..... | 5.5 | 5.4 | 6.6 | 3.9 | 1.0 | 5.7 | 3.4 | 4.8 | 8.0 | 14.4 | 1.9 | 4.0 | 3.3 | 0.8 | 1.6 |
| other religion..... | 5.0 | 4.8 | 6.1 | 3.5 | 9.4 | 4.9 | 4.3 | 5.6 | 7.7 | 7.5 | 2.3 | 3.6 | 3.1 | 10.4 | 6.8 |
| none..... | 8.4 | 7.1 | 8.1 | 10.7 | 3.9 | 7.5 | 4.2 | 8.1 | 10.7 | 6.3 | 4.0 | 10.5 | 11.4 | 3.6 | 4.7 |
| Student Considers Self a "Born-Again" Christian | | | | | | | | | | | | | | | |
| yes..... | 23.9 | 21.8 | 28.8 | 19.3 | 53.4 | 19.9 | 35.7 | 28.4 | 25.9 | 46.0 | 10.8 | 21.1 | 12.7 | 59.0 | 39.0 |
| no..... | 76.1 | 78.2 | 71.2 | 80.7 | 46.6 | 80.1 | 64.3 | 71.6 | 74.1 | 54.0 | 89.2 | 78.9 | 87.3 | 41.0 | 61.0 |
| Have Met or Exceeded Recommended Years of Study in (#) | | | | | | | | | | | | | | | |
| English (4 years)..... | 92.4 | 89.1 | 93.2 | 95.9 | 92.7 | 88.8 | 91.4 | 91.8 | 95.8 | 92.6 | 96.7 | 95.5 | 97.6 | 91.9 | 94.8 |
| mathematics (3 years)..... | 85.3 | 77.0 | 87.4 | 94.7 | 76.2 | 76.7 | 79.0 | 85.3 | 91.6 | 86.7 | 91.1 | 93.9 | 97.4 | 72.1 | 87.0 |
| foreign language (2 years)..... | 65.5 | 54.3 | 67.0 | 80.3 | 33.6 | 54.3 | 54.4 | 61.8 | 76.7 | 64.2 | 81.3 | 77.2 | 91.7 | 23.5 | 59.8 |
| physical science (2 years)..... | 54.4 | 47.6 | 55.0 | 64.1 | 47.2 | 48.4 | 41.2 | 53.7 | 58.0 | 54.4 | 56.2 | 62.3 | 70.5 | 46.7 | 48.5 |
| biological science (2 years)..... | 35.0 | 31.5 | 36.8 | 37.6 | 32.9 | 31.2 | 33.6 | 36.2 | 37.0 | 39.0 | 36.3 | 37.7 | 37.2 | 31.2 | 37.1 |
| history or Am. gov't (1 year).... | 99.0 | 98.6 | 99.2 | 99.4 | 98.1 | 98.6 | 98.7 | 99.2 | 99.3 | 99.3 | 99.3 | 99.3 | 99.6 | 98.3 | 97.7 |
| computer science (1/2 year)..... | 57.5 | 50.9 | 59.4 | 64.5 | 39.9 | 51.9 | 43.1 | 59.4 | 59.0 | 58.2 | 62.1 | 64.4 | 65.1 | 35.7 | 50.8 |
| art or music (1 year)..... | 61.3 | 60.3 | 63.1 | 60.0 | 64.4 | 60.2 | 61.1 | 62.3 | 64.2 | 66.7 | 59.0 | 60.1 | 59.4 | 64.7 | 63.3 |
| Student Rated Self Above Average or Highest 10% in | | | | | | | | | | | | | | | |
| academic ability..... | 54.9 | 35.5 | 60.1 | 76.5 | 40.4 | 36.5 | 28.4 | 58.6 | 62.6 | 62.1 | 59.7 | 73.9 | 86.4 | 36.7 | 50.1 |
| artistic ability..... | 22.8 | 19.5 | 23.2 | 27.1 | 16.5 | 19.4 | 20.4 | 21.7 | 27.6 | 22.8 | 21.6 | 26.1 | 30.8 | 15.9 | 18.0 |
| drive to achieve..... | 61.6 | 50.9 | 65.5 | 71.9 | 67.3 | 50.9 | 50.7 | 63.9 | 69.4 | 65.2 | 66.4 | 69.4 | 80.9 | 65.6 | 71.8 |
| emotional health..... | 60.3 | 54.8 | 62.5 | 65.3 | 64.8 | 54.7 | 55.4 | 61.9 | 64.8 | 62.9 | 60.2 | 64.3 | 68.9 | 63.6 | 68.2 |
| leadership ability..... | 50.9 | 41.7 | 54.1 | 59.7 | 50.7 | 41.2 | 44.9 | 52.5 | 57.2 | 56.1 | 53.5 | 57.8 | 67.2 | 48.1 | 57.6 |
| mathematical ability..... | 38.5 | 27.4 | 39.9 | 53.4 | 26.8 | 28.5 | 19.4 | 40.2 | 40.6 | 38.2 | 38.6 | 51.2 | 61.7 | 24.0 | 34.3 |
| physical health..... | 61.6 | 57.5 | 62.6 | 66.3 | 59.1 | 57.1 | 60.3 | 62.1 | 64.5 | 61.1 | 62.6 | 65.9 | 67.5 | 57.8 | 62.6 |
| popularity..... | 43.1 | 36.8 | 44.7 | 50.0 | 44.0 | 36.4 | 40.5 | 44.5 | 47.5 | 41.9 | 42.8 | 49.3 | 52.6 | 41.5 | 50.7 |
| self-confidence (intell)..... | 54.3 | 43.7 | 57.7 | 65.1 | 64.4 | 43.7 | 43.9 | 56.6 | 61.8 | 56.5 | 56.0 | 62.9 | 73.4 | 62.4 | 69.7 |
| self-confidence (social)..... | 47.4 | 42.7 | 49.2 | 51.8 | 56.7 | 42.6 | 43.7 | 48.9 | 52.0 | 46.4 | 47.8 | 51.3 | 53.9 | 55.1 | 61.0 |
| writing ability..... | 37.8 | 27.6 | 40.6 | 49.0 | 38.1 | 27.4 | 29.3 | 38.4 | 45.6 | 42.1 | 39.9 | 46.6 | 58.1 | 36.6 | 42.2 |
| U.S. Citizen | | | | | | | | | | | | | | | |
| yes..... | 97.6 | 96.9 | 98.1 | 97.7 | 99.5 | 96.9 | 97.1 | 98.6 | 97.1 | 98.2 | 96.7 | 98.2 | 95.8 | 99.8 | 98.6 |
| no..... | 2.4 | 3.1 | 1.9 | 2.3 | 0.5 | 3.1 | 2.9 | 1.4 | 2.9 | 1.8 | 3.3 | 1.8 | 4.2 | 0.2 | 1.4 |

WEIGHTED NATIONAL NORMS FOR ALL FRESHMEN FALL 1985

| Reasons Noted as Very Important in Deciding to go to College | All Insti- tutions | All | | | | Predomi- nantly Black Colleges | 2-Year Colleges | | 4-Year Colleges | | | | Universities | | Predominantly Black Colleges | |
|--|-----------------------|--------------------|--------------------|-----------------------|--------|---|--------------------|--------|-----------------|-----------------|----------|--------|--------------|--------|---------------------------------|--|
| | | 2-Year Colleges | 4-Year Colleges | All Uni- versities | Public | | Private | Public | Private | Prot- estant | Catholic | Public | Private | Public | Private | |
| | | | | | | | | | | | | | | | | |
| get a better job..... | 83.1 | 86.3 | 81.1 | 81.4 | 91.0 | 86.7 | 83.6 | 83.7 | 77.4 | 76.5 | 81.1 | 82.5 | 77.1 | 91.7 | 89.4 | |
| gain general education..... | 61.3 | 57.8 | 63.1 | 63.7 | 78.0 | 57.1 | 62.7 | 61.0 | 68.5 | 61.1 | 65.3 | 61.9 | 70.8 | 78.2 | 77.4 | |
| improve reading and study skills | 40.5 | 41.2 | 42.5 | 36.1 | 73.2 | 40.2 | 49.0 | 42.5 | 43.9 | 39.5 | 43.6 | 36.1 | 36.1 | 74.7 | 69.3 | |
| nothing better to do..... | 2.4 | 2.4 | 2.6 | 2.0 | 9.4 | 2.4 | 2.5 | 3.0 | 2.4 | 1.9 | 1.7 | 2.0 | 2.0 | 11.1 | 5.1 | |
| become a more cultured person... | 32.6 | 27.7 | 35.7 | 35.2 | 57.3 | 26.9 | 33.4 | 32.8 | 42.2 | 34.4 | 39.4 | 33.0 | 43.2 | 56.8 | 58.4 | |
| make more money..... | 69.7 | 73.7 | 66.9 | 67.9 | 85.5 | 74.1 | 70.5 | 70.4 | 64.0 | 58.1 | 64.7 | 70.3 | 59.2 | 87.0 | 81.2 | |
| learn more about things..... | 73.5 | 72.3 | 73.6 | 75.1 | 81.1 | 72.3 | 72.1 | 72.3 | 77.0 | 73.0 | 74.1 | 74.3 | 78.3 | 81.0 | 81.2 | |
| prepare for graduate school..... | 46.0 | 44.4 | 45.3 | 49.7 | 71.6 | 43.4 | 52.1 | 43.1 | 50.4 | 43.9 | 48.4 | 47.4 | 58.6 | 70.2 | 75.4 | |
| parents wanted me to go..... | 16.8 | 15.4 | 18.0 | 17.2 | 33.2 | 14.8 | 20.3 | 17.2 | 19.9 | 17.9 | 18.3 | 16.9 | 18.1 | 34.0 | 31.1 | |
| could not find a job..... | 4.0 | 5.4 | 3.8 | 2.1 | 15.1 | 5.5 | 4.6 | 4.7 | 2.9 | 2.2 | 2.4 | 2.3 | 1.4 | 18.2 | 6.8 | |
| get away from home..... | 8.8 | 6.8 | 9.5 | 10.8 | 14.5 | 6.4 | 9.9 | 9.3 | 9.7 | 10.3 | 8.8 | 11.0 | 10.1 | 14.8 | 13.7 | |
| Reasons Noted as Very Important in Selecting this College | | | | | | | | | | | | | | | | |
| relatives wanted me to come here | 6.1 | 5.7 | 6.9 | 5.3 | 16.5 | 5.5 | 7.0 | 6.7 | 7.5 | 6.6 | 6.8 | 5.2 | 5.9 | 18.5 | 11.4 | |
| teacher advised me..... | 4.2 | 4.5 | 4.7 | 2.9 | 11.3 | 4.3 | 6.0 | 4.7 | 5.6 | 3.4 | 3.9 | 2.6 | 4.1 | 13.0 | 7.0 | |
| has a good academic reputation.. | 55.1 | 45.3 | 57.4 | 66.5 | 53.1 | 44.8 | 48.6 | 51.7 | 66.6 | 60.5 | 66.0 | 62.4 | 81.7 | 47.2 | 68.6 | |
| has a good social reputation.... | 22.5 | 17.0 | 22.1 | 31.6 | 32.7 | 16.3 | 22.0 | 21.0 | 23.8 | 23.2 | 22.8 | 33.4 | 25.1 | 33.4 | 31.0 | |
| offered financial assistance.... | 20.2 | 15.2 | 27.8 | 15.8 | 48.0 | 13.8 | 25.4 | 23.8 | 29.5 | 37.2 | 35.3 | 12.3 | 28.7 | 53.0 | 35.1 | |
| offers special educ programs.... | 22.2 | 23.2 | 23.0 | 19.2 | 39.2 | 22.5 | 28.4 | 22.5 | 25.6 | 20.9 | 23.1 | 18.6 | 21.6 | 39.9 | 37.4 | |
| has low tuition..... | 21.3 | 24.9 | 20.3 | 17.6 | 27.1 | 27.1 | 8.2 | 30.2 | 9.0 | 5.3 | 6.7 | 21.6 | 2.4 | 31.7 | 15.3 | |
| advice of guidance counselor.... | 7.7 | 10.0 | 7.3 | 5.0 | 12.8 | 9.6 | 12.2 | 7.5 | 8.0 | 4.9 | 7.4 | 4.8 | 5.8 | 14.1 | 9.4 | |
| wanted to live near home..... | 17.5 | 21.7 | 16.9 | 12.2 | 25.2 | 22.3 | 17.2 | 20.4 | 11.2 | 12.0 | 17.3 | 13.1 | 8.7 | 30.5 | 11.6 | |
| friend suggested attending..... | 7.4 | 7.8 | 7.9 | 5.8 | 10.8 | 7.4 | 10.8 | 7.8 | 7.6 | 9.3 | 7.2 | 6.0 | 5.3 | 11.9 | 7.7 | |
| college rep recruited me..... | 3.7 | 2.9 | 5.5 | 1.8 | 16.2 | 2.4 | 6.7 | 4.6 | 5.4 | 8.9 | 6.8 | 1.4 | 3.4 | 19.3 | 8.6 | |
| athletic department recruited me | 4.5 | 3.5 | 6.5 | 2.8 | 8.3 | 2.8 | 9.0 | 5.6 | 5.9 | 10.2 | 8.5 | 2.5 | 3.7 | 9.5 | 5.4 | |
| graduates go to top grad schools | 25.7 | 22.3 | 25.8 | 30.7 | 37.0 | 21.1 | 30.9 | 21.8 | 33.4 | 26.7 | 30.6 | 26.5 | 46.1 | 34.1 | 44.4 | |
| graduates get good jobs..... | 45.7 | 42.4 | 46.0 | 50.5 | 54.2 | 42.6 | 40.3 | 43.0 | 51.6 | 44.4 | 53.2 | 47.7 | 60.3 | 52.5 | 58.8 | |
| not offered aid by first choice. | 4.2 | 3.2 | 5.0 | 4.3 | 10.4 | 3.2 | 3.6 | 5.5 | 4.3 | 4.0 | 4.8 | 4.5 | 3.5 | 11.7 | 7.0 | |
| Number of Other Colleges Applied to for Admission this Year | | | | | | | | | | | | | | | | |
| none..... | 33.7 | 43.1 | 28.1 | 28.4 | 30.5 | 44.6 | 32.4 | 31.0 | 22.9 | 29.0 | 20.7 | 32.7 | 12.4 | 35.7 | 17.0 | |
| one..... | 21.0 | 23.0 | 20.4 | 18.8 | 23.3 | 22.9 | 23.3 | 22.3 | 16.3 | 20.4 | 19.3 | 20.2 | 13.5 | 25.5 | 17.8 | |
| two..... | 16.8 | 14.9 | 18.4 | 17.0 | 20.3 | 14.5 | 18.1 | 19.0 | 16.1 | 17.9 | 21.1 | 17.1 | 16.7 | 20.0 | 21.0 | |
| three..... | 13.6 | 10.9 | 15.3 | 14.9 | 14.2 | 10.3 | 15.4 | 14.3 | 16.3 | 15.6 | 19.1 | 14.2 | 17.7 | 11.0 | 22.6 | |
| four..... | 6.9 | 4.5 | 8.2 | 8.4 | 6.4 | 4.2 | 6.0 | 6.9 | 10.7 | 8.2 | 10.0 | 7.1 | 13.4 | 4.5 | 11.2 | |
| five..... | 4.0 | 2.1 | 4.7 | 5.6 | 2.1 | 2.0 | 2.9 | 3.4 | 7.9 | 4.5 | 5.3 | 4.3 | 10.5 | 0.7 | 5.5 | |
| six or more..... | 4.1 | 1.6 | 4.9 | 6.8 | 3.3 | 1.5 | 2.0 | 3.1 | 9.8 | 4.4 | 4.4 | 4.5 | 15.6 | 2.6 | 5.0 | |
| Number of Other College Acceptances this Year (5) | | | | | | | | | | | | | | | | |
| none..... | 17.8 | 29.9 | 12.6 | 11.0 | 20.7 | 30.9 | 23.8 | 14.5 | 10.9 | 10.1 | 9.6 | 12.9 | 5.4 | 25.2 | 10.6 | |
| one..... | 29.9 | 32.4 | 29.1 | 27.8 | 28.5 | 32.4 | 32.6 | 31.1 | 24.6 | 29.9 | 28.0 | 30.0 | 21.4 | 30.5 | 24.2 | |
| two..... | 23.9 | 20.7 | 25.5 | 25.3 | 24.1 | 20.3 | 23.1 | 25.5 | 24.5 | 26.0 | 27.8 | 25.4 | 24.9 | 23.0 | 26.7 | |
| three..... | 16.1 | 11.5 | 18.0 | 18.7 | 16.4 | 11.2 | 13.5 | 16.6 | 19.8 | 19.2 | 19.8 | 17.7 | 21.7 | 13.8 | 22.3 | |
| four..... | 6.9 | 3.5 | 8.3 | 8.9 | 6.1 | 3.3 | 4.4 | 7.2 | 10.7 | 8.4 | 8.4 | 7.6 | 12.7 | 4.6 | 9.3 | |
| five..... | 2.9 | 1.2 | 3.4 | 4.2 | 1.8 | 1.1 | 1.6 | 2.7 | 4.9 | 3.5 | 3.7 | 3.4 | 6.5 | 1.0 | 3.6 | |
| six or more..... | 2.6 | 0.8 | 3.0 | 4.1 | 2.4 | 0.8 | 1.0 | 2.4 | 4.6 | 2.8 | 2.7 | 3.0 | 7.4 | 2.0 | 3.2 | |

WEIGHTED NATIONAL NORMS FOR ALL FRESHMEN FALL 1985

| Probable Major Field of Study | All Institutions | All 2-Year Colleges | All 4-Year Colleges | All Universities | Predominantly Black Colleges | 2-Year Colleges | | 4-Year Colleges | | | | Universities | | Predominantly Black Colleges | | |
|---------------------------------------|------------------|---------------------|---------------------|------------------|------------------------------|-----------------|---------|-----------------|---------|----------|-------------|--------------|--------|------------------------------|--------|---------|
| | | | | | | Public | Private | Public | Private | Nonsect. | Prot-estant | Catholic | Public | Private | Public | Private |
| | | | | | | | | | | | | | | | | |
| ARTS and HUMANITIES | | | | | | | | | | | | | | | | |
| art, fine and applied..... | 1.8 | 1.4 | 2.4 | 1.5 | 1.1 | 1.0 | 4.0 | 1.9 | 4.6 | 1.7 | 1.5 | 1.6 | 1.3 | 1.3 | 0.7 | |
| English (language & literature)..... | 1.0 | 0.4 | 1.4 | 1.4 | 0.3 | 0.4 | 0.3 | 0.9 | 2.4 | 1.6 | 1.4 | 1.1 | 2.1 | 0.0 | 1.2 | |
| history..... | 0.7 | 0.2 | 1.0 | 0.8 | 0.6 | 0.2 | 0.4 | 0.7 | 1.5 | 1.1 | 0.8 | 0.6 | 1.4 | 0.8 | 0.1 | |
| journalism..... | 1.6 | 1.0 | 1.4 | 2.7 | 0.5 | 1.0 | 1.3 | 1.3 | 1.7 | 1.2 | 1.7 | 2.7 | 2.8 | 0.3 | 1.2 | |
| language (except English)..... | 0.5 | 0.2 | 0.6 | 0.7 | 0.2 | 0.2 | 0.2 | 0.4 | 1.0 | 0.8 | 0.8 | 0.6 | 1.0 | 0.3 | 0.2 | |
| music..... | 1.0 | 0.6 | 1.3 | 1.0 | 1.5 | 0.5 | 1.5 | 1.2 | 1.2 | 2.5 | 0.5 | 0.8 | 1.5 | 1.8 | 0.8 | |
| philosophy..... | 0.1 | 0.1 | 0.2 | 0.2 | 0.0 | 0.1 | 0.0 | 0.1 | 0.3 | 0.2 | 0.2 | 0.1 | 0.4 | 0.0 | 0.1 | |
| speech..... | 0.1 | 0.0 | 0.1 | 0.1 | 0.0 | 0.1 | 0.0 | 0.1 | 0.1 | 0.2 | 0.1 | 0.1 | 0.2 | 0.0 | 0.1 | |
| theater or drama..... | 0.6 | 0.4 | 0.8 | 0.7 | 0.8 | 0.3 | 0.5 | 0.6 | 1.2 | 0.9 | 0.8 | 0.6 | 1.2 | 1.0 | 0.3 | |
| theology or religion..... | 0.2 | 0.1 | 0.4 | 0.1 | 0.1 | 0.0 | 0.6 | 0.0 | 0.5 | 1.6 | 0.2 | 0.0 | 0.2 | 0.0 | 0.2 | |
| other arts and humanities..... | 0.7 | 0.7 | 0.6 | 0.7 | 0.4 | 0.7 | 1.0 | 0.6 | 0.7 | 0.6 | 0.9 | 0.7 | 0.7 | 0.5 | 0.1 | |
| BIOLOGICAL SCIENCE | | | | | | | | | | | | | | | | |
| biology (general)..... | 1.7 | 0.7 | 2.0 | 2.7 | 1.7 | 0.7 | 0.7 | 1.5 | 2.7 | 2.6 | 2.8 | 2.3 | 3.9 | 0.5 | 4.4 | |
| biochemistry or biophysics..... | 0.5 | 0.2 | 0.5 | 0.9 | 0.3 | 0.2 | 0.2 | 0.3 | 0.8 | 0.5 | 0.6 | 0.8 | 1.3 | 0.0 | 1.0 | |
| botany..... | 0.0 | 0.1 | 0.0 | 0.0 | 0.0 | 0.1 | 0.0 | 0.0 | 0.0 | 0.0 | 0.0 | 0.0 | 0.0 | 0.0 | 0.0 | |
| marine (life) science..... | 0.3 | 0.2 | 0.4 | 0.3 | 0.0 | 0.2 | 0.1 | 0.4 | 0.4 | 0.4 | 0.3 | 0.4 | 0.3 | 0.0 | 0.1 | |
| microbiology or bacteriology..... | 0.2 | 0.2 | 0.2 | 0.3 | 0.1 | 0.2 | 0.1 | 0.1 | 0.2 | 0.2 | 0.1 | 0.3 | 0.3 | 0.0 | 0.2 | |
| zoology..... | 0.3 | 0.3 | 0.3 | 0.4 | 0.0 | 0.2 | 0.6 | 0.3 | 0.3 | 0.3 | 0.1 | 0.5 | 0.1 | 0.0 | 0.1 | |
| other biological science..... | 0.4 | 0.4 | 0.4 | 0.5 | 0.4 | 0.4 | 0.5 | 0.4 | 0.4 | 0.4 | 0.3 | 0.5 | 0.4 | 0.5 | 0.1 | |
| BUSINESS | | | | | | | | | | | | | | | | |
| accounting..... | 6.5 | 6.3 | 7.3 | 5.5 | 7.1 | 6.5 | 4.3 | 7.8 | 6.1 | 5.9 | 9.2 | 5.8 | 4.3 | 7.6 | 6.1 | |
| business admin. (general)..... | 7.4 | 8.1 | 7.3 | 6.5 | 12.0 | 7.9 | 10.1 | 6.8 | 7.4 | 8.2 | 9.0 | 6.8 | 5.4 | 12.8 | 9.9 | |
| finance..... | 1.6 | 0.9 | 1.6 | 2.6 | 1.0 | 0.9 | 0.6 | 1.3 | 2.2 | 1.3 | 2.4 | 2.3 | 3.3 | 0.5 | 2.1 | |
| marketing..... | 2.6 | 1.9 | 2.7 | 3.3 | 2.1 | 1.7 | 3.4 | 2.4 | 3.2 | 2.4 | 4.0 | 3.5 | 2.7 | 1.8 | 2.6 | |
| management..... | 5.3 | 5.6 | 5.8 | 4.0 | 4.6 | 5.6 | 5.8 | 5.8 | 6.2 | 4.8 | 6.1 | 4.2 | 3.1 | 5.0 | 3.6 | |
| secretarial studies..... | 2.0 | 4.3 | 0.8 | 0.1 | 1.4 | 4.4 | 4.1 | 0.9 | 0.9 | 0.8 | 0.2 | 0.2 | 0.0 | 1.8 | 0.3 | |
| other business..... | 1.4 | 1.9 | 0.9 | 1.3 | 0.4 | 1.8 | 2.8 | 0.6 | 1.2 | 1.3 | 1.5 | 1.3 | 1.5 | 0.3 | 0.6 | |
| EDUCATION | | | | | | | | | | | | | | | | |
| business education..... | 0.3 | 0.3 | 0.4 | 0.1 | 1.1 | 0.3 | 0.5 | 0.5 | 0.3 | 0.3 | 0.2 | 0.2 | 0.1 | 1.3 | 0.5 | |
| elementary education..... | 3.1 | 3.2 | 4.0 | 1.6 | 2.9 | 3.1 | 3.5 | 4.6 | 2.3 | 5.4 | 3.1 | 1.8 | 0.8 | 3.4 | 1.8 | |
| music or art education..... | 0.3 | 0.1 | 0.5 | 0.2 | 0.2 | 0.1 | 0.3 | 0.5 | 0.3 | 0.8 | 0.2 | 0.3 | 0.2 | 0.3 | 0.0 | |
| physical education or recreation..... | 1.2 | 1.4 | 1.3 | 0.5 | 1.2 | 1.2 | 3.6 | 1.5 | 0.7 | 2.0 | 0.7 | 0.6 | 0.1 | 1.3 | 1.0 | |
| secondary education..... | 1.1 | 0.9 | 1.5 | 0.8 | 0.5 | 0.8 | 1.1 | 1.6 | 1.0 | 2.3 | 1.5 | 0.9 | 0.4 | 0.5 | 0.6 | |
| special education..... | 0.7 | 0.7 | 0.9 | 0.4 | 0.4 | 0.7 | 0.8 | 1.1 | 0.5 | 0.7 | 1.1 | 0.4 | 0.2 | 0.5 | 0.1 | |
| other education..... | 0.4 | 0.5 | 0.3 | 0.2 | 0.1 | 0.5 | 0.7 | 0.4 | 0.2 | 0.3 | 0.5 | 0.2 | 0.1 | 0.0 | 0.3 | |
| ENGINEERING | | | | | | | | | | | | | | | | |
| aeronautical or astronautical... .. | 1.3 | 1.1 | 1.3 | 1.8 | 0.6 | 1.2 | 0.6 | 1.9 | 0.7 | 0.4 | 0.5 | 1.9 | 1.2 | 0.0 | 1.9 | |
| civil..... | 0.9 | 0.8 | 0.7 | 1.2 | 0.5 | 0.9 | 0.3 | 1.0 | 0.4 | 0.3 | 0.5 | 1.2 | 1.1 | 0.3 | 0.9 | |
| chemical..... | 0.7 | 0.5 | 0.4 | 1.4 | 0.5 | 0.5 | 0.2 | 0.5 | 0.4 | 0.3 | 0.4 | 1.4 | 1.4 | 0.3 | 1.2 | |
| electrical or electronic..... | 3.9 | 4.2 | 2.7 | 5.5 | 3.3 | 4.6 | 1.1 | 3.4 | 2.6 | 1.0 | 2.1 | 5.3 | 6.0 | 2.4 | 5.4 | |
| industrial..... | 0.4 | 0.4 | 0.3 | 0.5 | 0.5 | 0.4 | 0.2 | 0.4 | 0.3 | 0.1 | 0.2 | 0.5 | 0.4 | 0.5 | 0.5 | |
| mechanical..... | 2.1 | 2.2 | 1.6 | 2.6 | 1.4 | 2.3 | 0.7 | 2.1 | 1.3 | 0.8 | 0.8 | 2.7 | 2.5 | 1.3 | 1.5 | |
| other engineering..... | 1.4 | 1.6 | 0.9 | 1.8 | 0.9 | 1.7 | 0.8 | 1.2 | 0.9 | 0.4 | 0.5 | 1.7 | 2.2 | 0.3 | 2.3 | |

WEIGHTED NATIONAL NORMS FOR ALL FRESHMEN

FALL 1985

| Major Field of Study (continued) | All Institutions | All 2-Year Colleges | All 4-Year Colleges | All Universities | Predominantly Black Colleges | 2-Year Colleges | | 4-Year Colleges | | | | Universities | | Predominantly Black Colleges | |
|----------------------------------|------------------|---------------------|---------------------|------------------|------------------------------|-----------------|---------|-----------------|---------|----------|-------------|--------------|--------|------------------------------|--------|
| | | | | | | Public | Private | Public | Private | Nonsect. | Prot-estant | Catholic | Public | Private | Public |
| PHYSICAL SCIENCE | | | | | | | | | | | | | | | |
| astronomy..... | 0.1 | 0.0 | 0.1 | 0.1 | 0.0 | 0.0 | 0.0 | 0.1 | 0.1 | 0.1 | 0.1 | 0.1 | 0.2 | 0.0 | 0.1 |
| atmospheric science..... | 0.1 | 0.1 | 0.0 | 0.1 | 0.0 | 0.1 | 0.0 | 0.1 | 0.0 | 0.0 | 0.0 | 0.1 | 0.0 | 0.0 | 0.0 |
| chemistry..... | 0.7 | 0.4 | 0.9 | 1.0 | 0.6 | 0.4 | 0.1 | 0.7 | 1.0 | 1.2 | 1.1 | 0.9 | 1.5 | 0.5 | 0.9 |
| earth science..... | 0.1 | 0.2 | 0.1 | 0.1 | 0.0 | 0.2 | 0.1 | 0.1 | 0.2 | 0.1 | 0.1 | 0.1 | 0.1 | 0.0 | 0.0 |
| marine science..... | 0.1 | 0.1 | 0.2 | 0.1 | 0.0 | 0.1 | 0.1 | 0.2 | 0.1 | 0.1 | 0.2 | 0.1 | 0.1 | 0.0 | 0.0 |
| mathematics..... | 0.8 | 0.4 | 1.1 | 1.0 | 0.7 | 0.4 | 0.3 | 1.1 | 1.1 | 1.0 | 1.1 | 0.9 | 1.3 | 0.8 | 0.5 |
| physics..... | 0.4 | 0.1 | 0.5 | 0.8 | 0.6 | 0.1 | 0.0 | 0.5 | 0.6 | 0.4 | 0.3 | 0.6 | 1.4 | 0.8 | 0.2 |
| statistics..... | 0.0 | 0.0 | 0.0 | 0.0 | 0.0 | 0.0 | 0.0 | 0.0 | 0.0 | 0.0 | 0.0 | 0.1 | 0.0 | 0.0 | 0.0 |
| other physical science..... | 0.1 | 0.1 | 0.1 | 0.1 | 0.0 | 0.1 | 0.1 | 0.2 | 0.1 | 0.1 | 0.1 | 0.1 | 0.1 | 0.0 | 0.0 |
| PROFESSIONAL | | | | | | | | | | | | | | | |
| architecture or urban planning.. | 0.9 | 1.0 | 0.4 | 1.4 | 0.2 | 1.1 | 0.5 | 0.4 | 0.6 | 0.4 | 0.2 | 1.5 | 1.0 | 0.0 | 0.6 |
| home economics..... | 0.5 | 0.4 | 0.4 | 0.6 | 1.0 | 0.5 | 0.2 | 0.5 | 0.2 | 0.3 | 0.2 | 0.7 | 0.2 | 1.3 | 0.2 |
| health technology..... | 1.3 | 1.9 | 1.0 | 0.9 | 1.0 | 1.8 | 2.4 | 1.1 | 0.6 | 1.0 | 1.0 | 1.0 | 0.7 | 1.0 | 0.8 |
| library or archival science..... | 0.0 | 0.0 | 0.0 | 0.0 | 0.0 | 0.0 | 0.1 | 0.0 | 0.0 | 0.0 | 0.0 | 0.0 | 0.0 | 0.0 | 0.1 |
| nursing..... | 3.3 | 4.1 | 3.2 | 2.1 | 6.1 | 4.3 | 2.4 | 3.9 | 1.4 | 3.1 | 4.1 | 2.2 | 1.6 | 7.3 | 3.1 |
| pharmacy..... | 0.6 | 0.4 | 0.5 | 1.1 | 0.3 | 0.4 | 0.3 | 0.4 | 0.6 | 0.4 | 0.5 | 1.2 | 0.5 | 0.0 | 0.9 |
| premed, premed, prevet..... | 3.1 | 1.7 | 3.1 | 5.5 | 3.0 | 1.6 | 2.2 | 2.2 | 3.8 | 4.6 | 4.4 | 4.9 | 7.4 | 1.8 | 5.8 |
| therapy (phys,occupat,etc)..... | 1.9 | 1.9 | 1.9 | 2.1 | 0.8 | 1.7 | 3.7 | 2.1 | 1.3 | 2.1 | 1.6 | 2.4 | 0.8 | 0.8 | 0.9 |
| other professional..... | 1.3 | 1.6 | 1.1 | 1.1 | 0.8 | 1.5 | 2.3 | 0.8 | 1.3 | 1.4 | 1.5 | 1.1 | 1.1 | 0.8 | 0.9 |
| SOCIAL SCIENCE | | | | | | | | | | | | | | | |
| anthropology..... | 0.1 | 0.1 | 0.1 | 0.2 | 0.0 | 0.0 | 0.1 | 0.1 | 0.2 | 0.1 | 0.0 | 0.2 | 0.1 | 0.0 | 0.0 |
| economics..... | 0.4 | 0.1 | 0.5 | 0.7 | 0.4 | 0.1 | 0.0 | 0.3 | 1.2 | 0.5 | 0.3 | 0.5 | 1.6 | 0.3 | 0.8 |
| ethnic studies..... | 0.0 | 0.0 | 0.0 | 0.0 | 0.0 | 0.0 | 0.0 | 0.0 | 0.0 | 0.0 | 0.0 | 0.0 | 0.0 | 0.0 | 0.0 |
| geography..... | 0.0 | 0.0 | 0.0 | 0.0 | 0.0 | 0.0 | 0.0 | 0.1 | 0.0 | 0.0 | 0.0 | 0.0 | 0.0 | 0.0 | 0.0 |
| political science..... | 2.4 | 0.9 | 3.0 | 3.8 | 2.5 | 0.8 | 1.1 | 2.3 | 4.4 | 3.5 | 3.3 | 2.8 | 7.0 | 1.6 | 4.7 |
| psychology..... | 3.2 | 2.5 | 3.8 | 3.4 | 2.0 | 2.4 | 3.0 | 3.3 | 4.0 | 4.7 | 5.3 | 3.4 | 3.3 | 1.3 | 3.6 |
| social work..... | 1.0 | 1.3 | 1.0 | 0.5 | 1.3 | 1.3 | 1.3 | 0.9 | 0.8 | 1.4 | 1.1 | 0.5 | 0.3 | 1.0 | 2.0 |
| sociology..... | 0.3 | 0.2 | 0.5 | 0.3 | 0.6 | 0.2 | 0.2 | 0.4 | 0.7 | 0.5 | 0.4 | 0.3 | 0.2 | 0.5 | 0.8 |
| women's studies..... | 0.0 | 0.0 | 0.0 | 0.0 | 0.0 | 0.0 | 0.0 | 0.0 | 0.0 | 0.0 | 0.0 | 0.0 | 0.0 | 0.0 | 0.0 |
| other social science..... | 0.2 | 0.2 | 0.1 | 0.1 | 0.1 | 0.3 | 0.1 | 0.2 | 0.1 | 0.1 | 0.1 | 0.2 | 0.1 | 0.0 | 0.2 |
| TECHNICAL | | | | | | | | | | | | | | | |
| building trades..... | 0.4 | 1.1 | 0.1 | 0.0 | 0.2 | 1.2 | 0.1 | 0.1 | 0.1 | 0.0 | 0.0 | 0.0 | 0.0 | 0.3 | 0.1 |
| data processing or programming.. | 2.1 | 2.8 | 2.0 | 1.2 | 4.7 | 3.0 | 1.5 | 2.5 | 1.5 | 1.8 | 1.0 | 1.3 | 0.8 | 5.5 | 2.8 |
| drafting or design..... | 0.6 | 1.0 | 0.4 | 0.2 | 0.4 | 1.1 | 0.4 | 0.5 | 0.3 | 0.2 | 0.1 | 0.2 | 0.1 | 0.5 | 0.1 |
| electronics..... | 0.5 | 1.2 | 0.2 | 0.1 | 0.2 | 1.3 | 0.2 | 0.3 | 0.1 | 0.1 | 0.0 | 0.1 | 0.1 | 0.3 | 0.2 |
| mechanics..... | 0.5 | 1.1 | 0.1 | 0.0 | 0.4 | 1.3 | 0.1 | 0.1 | 0.1 | 0.0 | 0.0 | 0.0 | 0.0 | 0.5 | 0.0 |
| other technical..... | 0.6 | 1.6 | 0.1 | 0.0 | 0.0 | 1.7 | 0.6 | 0.1 | 0.1 | 0.1 | 0.1 | 0.1 | 0.0 | 0.0 | 0.0 |
| OTHER FIELDS | | | | | | | | | | | | | | | |
| agriculture..... | 1.4 | 2.4 | 0.7 | 1.2 | 2.1 | 2.6 | 0.8 | 1.0 | 0.4 | 0.2 | 0.0 | 1.6 | 0.0 | 2.9 | 0.2 |
| communications (radio,TV)..... | 2.5 | 1.8 | 3.0 | 2.6 | 2.9 | 1.7 | 2.3 | 2.9 | 3.4 | 2.8 | 2.9 | 2.6 | 2.8 | 2.9 | 3.1 |
| computer science..... | 2.3 | 2.0 | 2.8 | 1.9 | 7.9 | 2.1 | 1.7 | 3.7 | 1.8 | 1.7 | 2.0 | 2.0 | 1.5 | 8.6 | 6.3 |
| forestry..... | 0.6 | 1.4 | 0.2 | 0.2 | 0.0 | 1.4 | 1.4 | 0.2 | 0.1 | 0.1 | 0.1 | 0.3 | 0.0 | 0.0 | 0.2 |
| law enforcement..... | 1.7 | 2.7 | 1.3 | 0.6 | 3.5 | 2.9 | 1.3 | 1.6 | 0.9 | 0.8 | 1.4 | 0.6 | 0.3 | 4.2 | 1.7 |
| military science..... | 0.2 | 0.1 | 0.3 | 0.1 | 1.0 | 0.1 | 0.1 | 0.4 | 0.1 | 0.1 | 0.1 | 0.1 | 0.1 | 1.3 | 0.3 |
| other field..... | 1.6 | 3.0 | 0.8 | 0.8 | 0.5 | 2.7 | 5.1 | 0.6 | 1.0 | 1.3 | 0.8 | 0.9 | 0.5 | 0.5 | 0.6 |
| undecided..... | 5.9 | 4.2 | 6.8 | 7.0 | 3.3 | 3.9 | 6.2 | 7.0 | 6.5 | 6.9 | 6.2 | 6.9 | 7.1 | 3.4 | 3.1 |

WEIGHTED NATIONAL NORMS FOR ALL FRESHMEN

FALL 1985

| Probable Career Occupation | All Insti- tutions | All 2-Year Colleges | All 4-Year Colleges | All Uni- versities | Predomi- nantly Black Colleges | 2-Year Colleges | | 4-Year Colleges | | | | Universities | | Predominantly Black Colleges | |
|----------------------------------|-----------------------|---------------------------|---------------------------|-----------------------|---|--------------------|---------|-----------------|---------------------|-----------------|----------|--------------|---------|---------------------------------|---------|
| | | | | | | Public | Private | Public | Private Nonsect. | Prot- estant | Catholic | Public | Private | Public | Private |
| | | | | | | | | | | | | | | | |
| accountant or actuary..... | 6.3 | 6.2 | 7.2 | 5.2 | 7.1 | 6.4 | 4.6 | 7.8 | 6.0 | 5.8 | 8.6 | 5.6 | 3.8 | 7.6 | 6.0 |
| actor or entertainer..... | 1.0 | 0.6 | 1.2 | 1.0 | 1.3 | 0.6 | 0.9 | 1.0 | 1.9 | 1.3 | 1.1 | 0.8 | 1.5 | 1.5 | 1.0 |
| architect or urban planner..... | 1.4 | 1.9 | 0.7 | 1.6 | 0.6 | 2.1 | 0.7 | 0.7 | 0.8 | 0.5 | 0.4 | 1.8 | 1.1 | 0.3 | 1.2 |
| artist..... | 1.5 | 1.1 | 2.0 | 1.1 | 1.3 | 0.8 | 3.5 | 1.6 | 3.9 | 1.1 | 1.2 | 1.2 | 0.9 | 1.5 | 0.9 |
| business (clerical)..... | 1.8 | 3.6 | 1.1 | 0.4 | 1.9 | 3.6 | 3.4 | 1.3 | 0.9 | 0.9 | 0.4 | 0.4 | 0.2 | 2.4 | 0.8 |
| business executive..... | 12.7 | 12.2 | 13.1 | 12.6 | 13.7 | 12.1 | 13.5 | 12.3 | 14.5 | 12.7 | 16.0 | 12.8 | 12.2 | 13.5 | 14.0 |
| business owner or proprietor.... | 3.3 | 3.8 | 2.9 | 3.0 | 2.6 | 3.8 | 4.3 | 2.4 | 3.8 | 3.2 | 3.4 | 3.0 | 3.0 | 2.4 | 3.0 |
| business salesperson or buyer... | 1.6 | 1.8 | 1.4 | 1.6 | 0.8 | 1.7 | 3.1 | 1.3 | 1.6 | 1.3 | 2.0 | 1.8 | 0.9 | 0.6 | 1.1 |
| clergyman (minister,priest)..... | 0.2 | 0.1 | 0.4 | 0.1 | 0.0 | 0.0 | 0.7 | 0.1 | 0.5 | 1.5 | 0.6 | 0.1 | 0.2 | 0.0 | 0.1 |
| clergy (other religious)..... | 0.1 | 0.0 | 0.2 | 0.1 | 0.0 | 0.0 | 0.2 | 0.0 | 0.2 | 0.9 | 0.2 | 0.1 | 0.1 | 0.0 | 0.1 |
| clinical psychologist..... | 1.3 | 1.0 | 1.5 | 1.3 | 0.6 | 1.0 | 1.1 | 1.2 | 1.6 | 2.0 | 2.1 | 1.3 | 1.3 | 0.3 | 1.3 |
| college teacher..... | 0.3 | 0.2 | 0.3 | 0.3 | 0.1 | 0.2 | 0.2 | 0.2 | 0.5 | 0.5 | 0.3 | 0.2 | 0.5 | 0.0 | 0.3 |
| computer programmer or analyst.. | 4.4 | 4.9 | 4.7 | 3.0 | 11.9 | 5.2 | 2.6 | 5.8 | 3.3 | 3.4 | 3.1 | 3.3 | 2.3 | 13.5 | 8.3 |
| conservationist or forester..... | 0.8 | 1.6 | 0.3 | 0.4 | 0.0 | 1.7 | 0.8 | 0.4 | 0.3 | 0.3 | 0.1 | 0.4 | 0.1 | 0.0 | 0.0 |
| dentist (incl orthodontist)..... | 0.6 | 0.3 | 0.6 | 0.8 | 0.8 | 0.3 | 0.7 | 0.6 | 0.6 | 0.6 | 0.8 | 0.8 | 1.0 | 0.6 | 1.1 |
| dietitian or home economist..... | 0.2 | 0.2 | 0.2 | 0.3 | 0.7 | 0.3 | 0.0 | 0.3 | 0.1 | 0.2 | 0.2 | 0.3 | 0.0 | 0.9 | 0.2 |
| engineer..... | 10.0 | 10.2 | 7.2 | 14.0 | 7.8 | 11.1 | 3.4 | 8.9 | 6.4 | 3.2 | 4.8 | 14.3 | 12.9 | 5.3 | 13.5 |
| farmer or rancher..... | 0.7 | 1.2 | 0.4 | 0.5 | 0.4 | 1.3 | 0.4 | 0.5 | 0.3 | 0.3 | 0.1 | 0.7 | 0.1 | 0.6 | 0.0 |
| foreign service worker..... | 0.9 | 0.3 | 1.0 | 1.4 | 0.3 | 0.2 | 0.4 | 0.7 | 1.7 | 1.5 | 1.2 | 1.1 | 2.7 | 0.3 | 0.3 |
| homemaker (full-time)..... | 0.1 | 0.2 | 0.1 | 0.1 | 0.2 | 0.2 | 0.2 | 0.1 | 0.1 | 0.2 | 0.1 | 0.1 | 0.1 | 0.3 | 0.0 |
| interior decorator..... | 0.6 | 0.6 | 0.6 | 0.7 | 0.3 | 0.4 | 2.1 | 0.5 | 0.7 | 0.5 | 0.6 | 0.7 | 0.4 | 0.3 | 0.2 |
| interpreter (translator)..... | 0.2 | 0.1 | 0.2 | 0.2 | 0.0 | 0.1 | 0.2 | 0.1 | 0.3 | 0.3 | 0.4 | 0.2 | 0.3 | 0.0 | 0.1 |
| lab technician or hygienist..... | 0.8 | 1.3 | 0.6 | 0.4 | 0.4 | 1.2 | 1.3 | 0.7 | 0.3 | 0.7 | 0.7 | 0.5 | 0.2 | 0.3 | 0.7 |
| law enforcement officer..... | 1.3 | 2.2 | 1.0 | 0.4 | 1.5 | 2.3 | 0.9 | 1.1 | 0.8 | 0.7 | 1.0 | 0.5 | 0.2 | 1.8 | 1.0 |
| lawyer (attorney) or judge..... | 3.9 | 2.1 | 4.4 | 5.9 | 6.4 | 2.0 | 3.1 | 3.2 | 6.6 | 4.5 | 5.5 | 5.1 | 9.1 | 5.6 | 8.3 |
| military service (career)..... | 1.1 | 0.6 | 2.0 | 0.6 | 2.5 | 0.6 | 0.8 | 3.3 | 0.3 | 0.4 | 0.4 | 0.6 | 0.5 | 3.2 | 1.0 |
| musician (performer,composer)... | 1.1 | 0.8 | 1.4 | 1.1 | 2.1 | 0.7 | 1.5 | 1.4 | 1.3 | 1.9 | 0.6 | 1.0 | 1.5 | 2.6 | 0.8 |
| nurse..... | 3.3 | 4.2 | 3.2 | 2.1 | 6.3 | 4.5 | 2.1 | 3.9 | 1.4 | 3.2 | 4.3 | 2.2 | 1.6 | 7.6 | 3.2 |
| optometrist..... | 0.2 | 0.1 | 0.3 | 0.3 | 0.5 | 0.1 | 0.2 | 0.3 | 0.2 | 0.2 | 0.3 | 0.3 | 0.2 | 0.6 | 0.3 |
| pharmacist..... | 0.7 | 0.5 | 0.6 | 1.2 | 0.4 | 0.5 | 0.3 | 0.5 | 0.8 | 0.5 | 0.7 | 1.3 | 0.6 | 0.0 | 1.3 |
| physician..... | 3.8 | 1.2 | 4.1 | 7.0 | 5.0 | 1.1 | 1.3 | 2.8 | 6.0 | 5.6 | 5.8 | 5.8 | 11.5 | 3.2 | 9.1 |
| school counselor..... | 0.2 | 0.2 | 0.3 | 0.2 | 0.1 | 0.1 | 0.4 | 0.3 | 0.3 | 0.5 | 0.3 | 0.2 | 0.1 | 0.0 | 0.3 |
| school principal or superintend. | 0.0 | 0.0 | 0.1 | 0.0 | 0.0 | 0.0 | 0.1 | 0.1 | 0.1 | 0.0 | 0.0 | 0.0 | 0.0 | 0.0 | 0.1 |
| scientific researcher..... | 1.4 | 0.8 | 1.5 | 2.1 | 0.3 | 0.9 | 0.5 | 1.3 | 1.8 | 1.5 | 1.3 | 1.9 | 3.2 | 0.0 | 0.9 |
| social, welfare or rec. worker.. | 1.3 | 1.7 | 1.4 | 0.7 | 1.6 | 1.7 | 1.5 | 1.4 | 1.1 | 1.9 | 1.6 | 0.8 | 0.5 | 1.2 | 2.4 |
| statistician..... | 0.1 | 0.0 | 0.1 | 0.1 | 0.2 | 0.0 | 0.0 | 0.1 | 0.1 | 0.1 | 0.1 | 0.1 | 0.1 | 0.3 | 0.1 |
| therapist (phys,occup,speech)... | 2.2 | 2.3 | 2.1 | 2.3 | 0.8 | 2.0 | 3.9 | 2.3 | 1.5 | 2.5 | 1.9 | 2.6 | 1.1 | 0.6 | 1.2 |
| teacher (elementary)..... | 3.8 | 3.7 | 5.0 | 1.8 | 3.0 | 3.7 | 4.2 | 5.7 | 2.8 | 6.3 | 4.3 | 2.1 | 0.9 | 3.5 | 1.8 |
| teacher (secondary)..... | 2.4 | 1.7 | 3.7 | 1.7 | 2.5 | 1.6 | 2.2 | 4.0 | 2.2 | 5.1 | 3.0 | 1.8 | 1.0 | 3.2 | 1.0 |
| veterinarian..... | 1.1 | 1.2 | 0.7 | 1.5 | 0.9 | 1.1 | 2.1 | 0.7 | 0.8 | 0.8 | 0.6 | 1.8 | 0.4 | 0.9 | 1.1 |
| writer or journalist..... | 2.2 | 1.2 | 2.5 | 3.3 | 1.1 | 1.2 | 1.9 | 2.1 | 3.2 | 2.4 | 2.6 | 3.1 | 4.3 | 0.6 | 2.3 |
| skilled trades..... | 1.6 | 3.8 | 0.4 | 0.2 | 0.4 | 4.1 | 1.1 | 0.4 | 0.3 | 0.3 | 0.2 | 0.2 | 0.1 | 0.6 | 0.0 |
| other..... | 6.9 | 9.7 | 5.4 | 5.2 | 4.5 | 9.3 | 12.3 | 5.2 | 5.4 | 5.8 | 5.8 | 5.5 | 4.1 | 4.7 | 4.1 |
| undecided..... | 10.7 | 8.5 | 12.0 | 12.1 | 6.9 | 8.1 | 11.0 | 11.5 | 12.8 | 12.9 | 11.4 | 11.7 | 13.4 | 7.6 | 5.2 |
| This College is Student's | | | | | | | | | | | | | | | |
| first choice..... | 72.3 | 72.1 | 71.2 | 74.5 | 59.4 | 73.0 | 64.8 | 70.3 | 70.6 | 75.5 | 71.9 | 74.8 | 73.4 | 59.3 | 59.7 |
| second choice..... | 20.8 | 20.7 | 21.9 | 19.3 | 28.5 | 19.9 | 26.0 | 22.8 | 21.5 | 18.6 | 22.2 | 19.2 | 19.7 | 28.4 | 28.8 |
| third choice..... | 4.6 | 4.7 | 4.8 | 4.1 | 8.2 | 4.5 | 6.4 | 4.9 | 5.2 | 4.0 | 4.2 | 4.0 | 4.6 | 8.1 | 8.4 |
| less than third choice..... | 2.3 | 2.5 | 2.1 | 2.1 | 3.9 | 2.5 | 2.8 | 2.0 | 2.6 | 1.8 | 1.7 | 2.0 | 2.2 | 4.2 | 3.1 |

WEIGHTED NATIONAL NORMS FOR ALL FRESHMEN

FALL 1985

| | All Institutions | All 2-Year Colleges | All 4-Year Colleges | All Universities | Predominantly Black Colleges | 2-Year Colleges | | 4-Year Colleges | | | | Universities | | Predominantly Black Colleges | |
|--------------------------------------|------------------|---------------------|---------------------|------------------|------------------------------|-----------------|---------|-----------------|------------------|------------|----------|--------------|---------|------------------------------|---------|
| | | | | | | Public | Private | Public | Private Nonsect. | Protestant | Catholic | Public | Private | Public | Private |
| Father's Education | | | | | | | | | | | | | | | |
| grammar school or less..... | 4.3 | 5.6 | 4.4 | 2.3 | 13.1 | 5.6 | 5.6 | 4.8 | 3.7 | 3.3 | 5.2 | 2.4 | 2.1 | 15.1 | 7.8 |
| some high school..... | 9.5 | 13.0 | 9.0 | 4.7 | 22.6 | 13.3 | 10.9 | 10.5 | 7.4 | 6.7 | 7.1 | 5.2 | 3.1 | 26.2 | 13.5 |
| high school graduate..... | 28.5 | 36.8 | 26.8 | 18.8 | 29.5 | 37.4 | 31.9 | 30.3 | 21.2 | 23.4 | 24.0 | 20.7 | 11.5 | 29.7 | 28.8 |
| postsecondary other than college | 5.0 | 5.5 | 5.0 | 4.2 | 3.2 | 5.6 | 4.6 | 5.2 | 4.4 | 4.7 | 5.4 | 4.5 | 3.3 | 2.3 | 5.3 |
| some college..... | 14.0 | 13.5 | 14.5 | 14.2 | 10.6 | 13.4 | 14.0 | 14.8 | 13.0 | 15.2 | 15.2 | 14.8 | 11.7 | 9.2 | 14.2 |
| college degree..... | 19.6 | 15.3 | 19.8 | 25.7 | 11.9 | 14.9 | 18.5 | 18.7 | 21.3 | 21.6 | 21.0 | 25.8 | 25.5 | 11.3 | 13.4 |
| some graduate school..... | 2.7 | 1.5 | 2.9 | 4.0 | 1.2 | 1.5 | 1.7 | 2.4 | 3.5 | 3.6 | 3.2 | 3.7 | 5.3 | 0.8 | 2.4 |
| graduate degree..... | 16.4 | 8.8 | 17.6 | 26.0 | 8.0 | 8.2 | 12.9 | 13.3 | 25.5 | 21.6 | 19.0 | 22.9 | 37.5 | 5.4 | 14.7 |
| Father's Occupation (6) | | | | | | | | | | | | | | | |
| artist (incl performer)..... | 0.9 | 0.7 | 0.9 | 1.0 | 0.9 | 0.7 | 0.9 | 0.7 | 1.6 | 0.8 | 0.7 | 1.0 | 1.1 | 0.9 | 1.0 |
| businessman..... | 29.2 | 25.0 | 29.0 | 35.7 | 11.2 | 24.2 | 31.3 | 26.3 | 32.7 | 31.3 | 34.1 | 34.7 | 39.3 | 9.3 | 15.6 |
| clergy or religious worker..... | 1.0 | 0.6 | 1.5 | 0.7 | 1.9 | 0.5 | 2.0 | 0.8 | 1.9 | 4.5 | 0.2 | 0.6 | 0.9 | 1.8 | 2.1 |
| college teacher or administrator | 0.9 | 0.3 | 1.1 | 1.5 | 0.7 | 0.3 | 0.6 | 0.8 | 1.8 | 1.5 | 0.9 | 1.3 | 2.5 | 0.6 | 0.8 |
| doctor or dentist..... | 2.1 | 0.8 | 2.2 | 4.1 | 0.5 | 0.7 | 1.1 | 1.1 | 4.0 | 3.1 | 3.4 | 3.1 | 7.7 | 0.0 | 1.8 |
| education (secondary)..... | 3.5 | 2.5 | 4.0 | 3.9 | 4.3 | 2.6 | 2.0 | 4.1 | 3.7 | 4.5 | 3.4 | 4.0 | 3.6 | 3.9 | 5.1 |
| education (elementary)..... | 0.7 | 0.7 | 0.9 | 0.6 | 1.1 | 0.7 | 0.7 | 0.9 | 0.8 | 0.9 | 0.9 | 0.6 | 0.6 | 1.2 | 1.0 |
| engineer..... | 8.5 | 7.7 | 7.9 | 10.6 | 5.3 | 7.6 | 8.1 | 8.8 | 6.8 | 6.9 | 6.9 | 10.8 | 9.8 | 5.7 | 4.3 |
| farmer or forester..... | 3.9 | 4.2 | 4.1 | 3.3 | 8.2 | 4.2 | 4.4 | 5.3 | 1.9 | 4.0 | 1.9 | 3.9 | 1.2 | 10.8 | 1.9 |
| health professional (non-M.D.).. | 1.3 | 1.1 | 1.3 | 1.5 | 2.6 | 1.0 | 1.3 | 1.3 | 1.3 | 1.1 | 1.1 | 1.6 | 1.3 | 3.0 | 1.8 |
| lawyer..... | 1.5 | 0.6 | 1.7 | 2.8 | 0.6 | 0.5 | 1.0 | 0.8 | 3.3 | 1.9 | 2.7 | 2.2 | 5.0 | 0.3 | 1.3 |
| military (career)..... | 1.6 | 1.4 | 1.8 | 1.6 | 2.9 | 1.3 | 2.3 | 2.0 | 1.4 | 1.8 | 1.4 | 1.7 | 1.1 | 2.4 | 4.1 |
| research scientist..... | 0.6 | 0.3 | 0.6 | 1.0 | 0.0 | 0.3 | 0.3 | 0.5 | 0.9 | 0.6 | 0.4 | 0.8 | 1.4 | 0.0 | 0.2 |
| skilled worker..... | 10.4 | 13.9 | 9.3 | 7.0 | 7.9 | 14.5 | 9.7 | 10.2 | 7.8 | 8.2 | 8.8 | 7.5 | 5.0 | 6.9 | 10.3 |
| semi-skilled worker..... | 5.2 | 6.8 | 5.0 | 3.0 | 8.3 | 7.2 | 4.2 | 5.7 | 3.6 | 4.4 | 4.3 | 3.3 | 2.0 | 9.6 | 5.0 |
| laborer (unskilled)..... | 3.5 | 4.7 | 3.4 | 1.8 | 8.9 | 4.9 | 2.5 | 4.1 | 2.5 | 2.4 | 3.0 | 2.0 | 1.3 | 10.5 | 4.9 |
| unemployed..... | 2.8 | 3.5 | 2.9 | 1.6 | 8.7 | 3.6 | 3.1 | 3.2 | 2.8 | 2.1 | 2.6 | 1.6 | 1.4 | 9.6 | 6.4 |
| other occupation..... | 22.4 | 25.2 | 22.5 | 18.3 | 25.9 | 25.3 | 24.7 | 23.5 | 21.3 | 19.9 | 23.2 | 19.2 | 15.0 | 23.2 | 32.5 |
| Father's Religious Preference | | | | | | | | | | | | | | | |
| Baptist..... | 13.9 | 12.1 | 17.3 | 11.3 | 67.0 | 9.6 | 30.6 | 19.8 | 14.9 | 19.2 | 3.5 | 12.8 | 6.0 | 70.9 | 57.3 |
| Buddhist..... | 0.4 | 0.3 | 0.3 | 0.5 | 0.5 | 0.3 | 0.4 | 0.3 | 0.5 | 0.2 | 0.3 | 0.4 | 0.9 | 0.6 | 0.1 |
| Congregational (UCC)..... | 1.6 | 1.3 | 1.7 | 1.8 | 0.5 | 1.3 | 1.0 | 1.7 | 2.1 | 1.7 | 0.6 | 1.9 | 1.3 | 0.3 | 1.1 |
| Eastern Orthodox..... | 0.7 | 0.8 | 0.6 | 0.8 | 0.0 | 0.8 | 0.5 | 0.6 | 0.9 | 0.4 | 0.6 | 0.7 | 1.0 | 0.0 | 0.0 |
| Episcopal..... | 2.6 | 2.0 | 2.7 | 3.4 | 0.9 | 1.8 | 2.9 | 2.1 | 4.1 | 3.8 | 1.3 | 3.4 | 3.4 | 0.3 | 2.2 |
| Islamic..... | 0.2 | 0.2 | 0.2 | 0.3 | 0.4 | 0.2 | 0.1 | 0.2 | 0.4 | 0.2 | 0.3 | 0.2 | 0.5 | 0.3 | 0.7 |
| Jewish..... | 3.3 | 2.6 | 2.4 | 5.8 | 0.0 | 2.6 | 1.8 | 1.9 | 5.3 | 1.0 | 0.5 | 4.7 | 9.8 | 0.0 | 0.1 |
| Latter Day Saints (Mormon)..... | 0.2 | 0.2 | 0.2 | 0.2 | 0.0 | 0.2 | 0.2 | 0.3 | 0.1 | 0.2 | 0.1 | 0.2 | 0.3 | 0.0 | 0.1 |
| Lutheran..... | 6.2 | 5.7 | 5.9 | 7.4 | 0.4 | 5.5 | 7.5 | 6.3 | 3.8 | 8.9 | 4.2 | 8.3 | 4.4 | 0.3 | 0.5 |
| Methodist..... | 10.3 | 11.4 | 9.3 | 10.2 | 9.2 | 11.3 | 12.2 | 10.2 | 7.3 | 12.4 | 3.6 | 11.5 | 5.5 | 7.3 | 13.9 |
| Presbyterian..... | 5.5 | 5.3 | 5.0 | 6.4 | 1.3 | 5.2 | 6.6 | 4.5 | 5.9 | 7.6 | 2.1 | 6.8 | 5.1 | 0.6 | 3.1 |
| Quaker (Society of Friends)..... | 0.2 | 0.2 | 0.1 | 0.2 | 0.0 | 0.2 | 0.1 | 0.1 | 0.3 | 0.3 | 0.1 | 0.2 | 0.1 | 0.0 | 0.1 |
| Roman Catholic..... | 36.4 | 40.4 | 33.4 | 35.2 | 3.7 | 42.7 | 23.1 | 33.6 | 29.9 | 15.1 | 73.2 | 32.1 | 46.2 | 3.1 | 5.3 |
| Seventh Day Adventist..... | 0.2 | 0.2 | 0.3 | 0.2 | 0.6 | 0.2 | 0.2 | 0.2 | 0.2 | 0.7 | 0.2 | 0.2 | 0.2 | 0.6 | 0.5 |
| other Protestant..... | 5.9 | 6.0 | 6.8 | 4.1 | 0.9 | 6.3 | 3.8 | 5.3 | 8.1 | 13.6 | 2.5 | 4.2 | 3.5 | 0.6 | 1.6 |
| other religion..... | 4.2 | 4.1 | 5.1 | 3.0 | 7.4 | 4.2 | 3.4 | 4.6 | 6.6 | 6.7 | 2.0 | 3.1 | 2.8 | 8.6 | 4.5 |
| none..... | 8.2 | 7.4 | 8.4 | 9.2 | 7.1 | 7.6 | 5.4 | 8.4 | 9.7 | 8.0 | 4.8 | 9.3 | 9.0 | 6.4 | 8.9 |

WEIGHTED NATIONAL NORMS FOR ALL FRESHMEN

FALL 1985

| | All Institutions | All 2-Year Colleges | All 4-Year Colleges | All Universities | Predominantly Black Colleges | 2-Year Colleges | | 4-Year Colleges | | | | Universities | | Predominantly Black Colleges | |
|--------------------------------------|------------------|---------------------|---------------------|------------------|------------------------------|-----------------|---------|-----------------|---------|----------|-----------------|--------------|--------|------------------------------|--------|
| | | | | | | Public | Private | Public | Private | Nonsect. | Prot- estant | Catholic | Public | Private | Public |
| Mother's Education | | | | | | | | | | | | | | | |
| grammar school or less..... | 3.1 | 4.4 | 2.9 | 1.6 | 6.5 | 4.5 | 3.9 | 3.1 | 2.5 | 2.1 | 4.2 | 1.6 | 1.8 | 7.5 | 3.6 |
| some high school..... | 7.6 | 10.1 | 7.6 | 3.7 | 22.0 | 10.2 | 9.8 | 9.4 | 5.3 | 5.4 | 5.4 | 4.0 | 2.6 | 26.2 | 10.8 |
| high school graduate..... | 38.2 | 46.2 | 36.4 | 28.7 | 31.6 | 47.4 | 37.7 | 40.3 | 29.4 | 31.9 | 36.8 | 31.2 | 19.8 | 33.0 | 27.9 |
| postsecondary other than college | 7.7 | 7.9 | 7.6 | 7.7 | 4.1 | 8.0 | 7.3 | 7.7 | 7.3 | 7.3 | 7.7 | 7.9 | 7.1 | 3.6 | 5.2 |
| some college..... | 16.0 | 13.7 | 16.7 | 18.6 | 14.8 | 13.3 | 16.3 | 15.9 | 17.2 | 18.6 | 17.1 | 18.9 | 17.4 | 13.7 | 17.7 |
| college degree..... | 17.0 | 11.5 | 17.7 | 24.2 | 11.1 | 10.9 | 16.0 | 15.0 | 21.7 | 21.7 | 18.1 | 23.0 | 28.8 | 9.3 | 15.6 |
| some graduate school..... | 2.5 | 1.2 | 2.8 | 4.1 | 1.8 | 1.1 | 2.0 | 2.2 | 3.8 | 3.6 | 2.8 | 3.6 | 5.9 | 1.1 | 3.5 |
| graduate degree..... | 7.8 | 4.9 | 8.4 | 11.3 | 8.3 | 4.7 | 6.9 | 6.4 | 12.8 | 9.4 | 7.9 | 9.9 | 16.6 | 5.5 | 15.6 |
| Mother's Occupation (6) | | | | | | | | | | | | | | | |
| artist (incl performer)..... | 1.5 | 0.9 | 1.7 | 2.0 | 1.0 | 0.8 | 1.5 | 1.2 | 2.8 | 1.8 | 1.3 | 1.8 | 2.9 | 1.1 | 0.7 |
| businesswoman..... | 12.6 | 12.1 | 12.1 | 14.0 | 7.2 | 11.8 | 14.1 | 11.5 | 13.4 | 12.4 | 11.9 | 14.2 | 13.4 | 5.4 | 11.5 |
| business (clerical)..... | 11.1 | 11.8 | 10.6 | 10.6 | 4.2 | 11.8 | 12.2 | 11.0 | 9.7 | 10.7 | 10.6 | 11.1 | 8.6 | 3.3 | 6.5 |
| clergy or religious worker..... | 0.1 | 0.1 | 0.2 | 0.2 | 0.1 | 0.1 | 0.1 | 0.1 | 0.2 | 0.4 | 0.1 | 0.1 | 0.2 | 0.0 | 0.2 |
| college teacher or administrator | 0.3 | 0.1 | 0.4 | 0.5 | 0.2 | 0.1 | 0.2 | 0.3 | 0.7 | 0.6 | 0.3 | 0.4 | 1.0 | 0.0 | 0.7 |
| doctor or dentist..... | 0.3 | 0.2 | 0.3 | 0.5 | 0.3 | 0.2 | 0.2 | 0.2 | 0.6 | 0.3 | 0.3 | 0.3 | 1.0 | 0.3 | 0.4 |
| education (secondary)..... | 3.4 | 2.0 | 3.9 | 4.6 | 6.1 | 2.0 | 2.2 | 3.5 | 5.0 | 4.5 | 3.0 | 4.4 | 5.3 | 5.2 | 8.2 |
| education (elementary)..... | 5.6 | 3.7 | 6.3 | 7.4 | 8.9 | 3.4 | 6.2 | 5.8 | 6.9 | 7.8 | 5.4 | 7.3 | 7.7 | 8.2 | 10.5 |
| engineer..... | 0.2 | 0.1 | 0.1 | 0.2 | 0.3 | 0.1 | 0.4 | 0.1 | 0.2 | 0.1 | 0.1 | 0.2 | 0.2 | 0.3 | 0.2 |
| farmer or forester..... | 0.3 | 0.4 | 0.3 | 0.3 | 0.2 | 0.4 | 0.3 | 0.3 | 0.2 | 0.3 | 0.2 | 0.3 | 0.1 | 0.3 | 0.2 |
| health professional (non-M.D.).. | 1.8 | 1.5 | 1.9 | 2.1 | 3.6 | 1.5 | 1.2 | 2.0 | 1.8 | 1.7 | 1.8 | 2.1 | 2.2 | 4.1 | 2.6 |
| homemaker (full-time)..... | 22.3 | 22.8 | 21.9 | 22.0 | 12.7 | 23.2 | 20.2 | 21.1 | 21.8 | 23.4 | 26.2 | 21.0 | 25.4 | 15.0 | 7.1 |
| lawyer..... | 0.2 | 0.1 | 0.2 | 0.3 | 0.4 | 0.1 | 0.2 | 0.2 | 0.4 | 0.2 | 0.2 | 0.2 | 0.6 | 0.3 | 0.6 |
| nurse..... | 7.6 | 7.7 | 7.4 | 7.6 | 7.9 | 7.7 | 7.3 | 7.7 | 6.6 | 7.1 | 8.3 | 7.8 | 6.9 | 7.6 | 8.5 |
| research scientist..... | 0.1 | 0.1 | 0.1 | 0.2 | 0.2 | 0.1 | 0.1 | 0.1 | 0.2 | 0.1 | 0.0 | 0.1 | 0.4 | 0.3 | 0.1 |
| social, welfare or rec. worker.. | 1.2 | 1.0 | 1.3 | 1.3 | 2.2 | 1.0 | 1.0 | 1.1 | 1.7 | 1.3 | 1.1 | 1.2 | 1.5 | 1.4 | 4.0 |
| skilled worker..... | 2.0 | 2.2 | 2.0 | 1.6 | 2.9 | 2.2 | 2.1 | 2.2 | 1.7 | 1.8 | 1.4 | 1.7 | 1.2 | 2.7 | 3.2 |
| semi-skilled worker..... | 3.0 | 3.6 | 3.0 | 2.1 | 5.7 | 3.7 | 2.7 | 3.6 | 2.3 | 2.3 | 2.4 | 2.3 | 1.4 | 6.8 | 2.9 |
| laborer (unskilled)..... | 2.3 | 3.1 | 2.1 | 1.3 | 5.6 | 3.2 | 2.4 | 2.7 | 1.3 | 1.7 | 1.6 | 1.4 | 0.8 | 6.8 | 2.5 |
| unemployed..... | 7.0 | 8.1 | 6.9 | 5.7 | 12.3 | 8.2 | 7.0 | 7.2 | 6.5 | 5.8 | 7.1 | 5.8 | 5.3 | 13.9 | 8.6 |
| other occupation..... | 17.2 | 18.3 | 17.2 | 15.7 | 18.2 | 18.3 | 18.5 | 18.0 | 16.1 | 15.8 | 16.6 | 16.2 | 14.1 | 17.2 | 20.6 |
| Mother's Religious Preference | | | | | | | | | | | | | | | |
| Baptist..... | 14.6 | 12.8 | 18.1 | 11.7 | 67.4 | 10.4 | 30.9 | 20.8 | 15.4 | 20.3 | 3.4 | 13.2 | 6.2 | 71.6 | 57.1 |
| Buddhist..... | 0.4 | 0.4 | 0.3 | 0.6 | 0.3 | 0.3 | 0.5 | 0.2 | 0.6 | 0.2 | 0.3 | 0.5 | 1.0 | 0.3 | 0.3 |
| Congregational (UCC)..... | 1.7 | 1.4 | 1.8 | 1.9 | 0.8 | 1.5 | 0.9 | 1.8 | 2.3 | 1.8 | 0.5 | 2.1 | 1.4 | 0.6 | 1.3 |
| Eastern Orthodox..... | 0.7 | 0.7 | 0.6 | 0.7 | 0.2 | 0.7 | 0.6 | 0.5 | 0.8 | 0.3 | 0.5 | 0.6 | 1.0 | 0.3 | 0.0 |
| Episcopal..... | 2.9 | 2.2 | 3.1 | 3.8 | 1.3 | 2.0 | 2.9 | 2.4 | 4.7 | 4.2 | 1.5 | 3.8 | 3.8 | 0.8 | 2.3 |
| Islamic..... | 0.2 | 0.2 | 0.2 | 0.2 | 0.2 | 0.2 | 0.1 | 0.1 | 0.3 | 0.2 | 0.3 | 0.2 | 0.4 | 0.0 | 0.5 |
| Jewish..... | 3.1 | 2.5 | 2.2 | 5.6 | 0.0 | 2.5 | 1.9 | 1.8 | 4.8 | 0.8 | 0.3 | 4.5 | 9.6 | 0.0 | 0.1 |
| Latter Day Saints (Mormon)..... | 0.2 | 0.2 | 0.3 | 0.3 | 0.0 | 0.2 | 0.2 | 0.3 | 0.1 | 0.3 | 0.2 | 0.3 | 0.3 | 0.0 | 0.0 |
| Lutheran..... | <u>6.4</u> | 5.9 | 6.0 | 7.6 | 0.7 | 5.7 | 7.7 | 6.4 | 4.0 | 9.4 | 3.8 | 8.4 | 4.5 | 0.6 | 1.0 |
| Methodist..... | 10.9 | 12.1 | 9.9 | 10.6 | 11.4 | 12.1 | 12.0 | 11.0 | 8.0 | 12.5 | 3.6 | 11.9 | 5.7 | 9.6 | 16.0 |
| Presbyterian..... | 5.7 | 5.5 | 5.3 | 6.7 | 1.7 | 5.3 | 7.0 | 4.7 | 6.2 | 8.0 | 2.1 | 7.1 | 5.2 | 1.1 | 3.1 |
| Quaker (Society of Friends)..... | 0.2 | 0.2 | 0.2 | 0.2 | 0.0 | 0.1 | 0.2 | 0.1 | 0.3 | 0.3 | 0.0 | 0.2 | 0.1 | 0.0 | 0.1 |
| Roman Catholic..... | 37.6 | 41.2 | 34.6 | 37.1 | 3.1 | 43.5 | 23.9 | 34.7 | 31.0 | 15.6 | 76.8 | 34.0 | 48.3 | 1.4 | 7.3 |
| Seventh Day Adventist..... | 0.3 | 0.3 | 0.3 | 0.2 | 0.4 | 0.3 | 0.3 | 0.2 | 0.2 | 1.0 | 0.2 | 0.2 | 0.1 | 0.3 | 0.5 |
| other Protestant..... | 6.0 | 6.1 | 7.0 | 4.3 | 0.9 | 6.4 | 3.9 | 5.4 | 8.4 | 14.4 | 2.3 | 4.5 | 3.7 | 0.6 | 1.7 |
| other religion..... | 4.7 | 4.5 | 5.8 | 3.3 | 9.6 | 4.5 | 4.1 | 5.3 | 7.3 | 7.0 | 2.1 | 3.4 | 2.9 | 10.7 | 6.9 |
| none..... | 4.4 | 3.9 | 4.4 | 5.3 | 2.1 | 4.1 | 2.7 | 4.3 | 5.5 | 3.6 | 2.2 | 5.2 | 5.7 | 2.2 | 1.8 |

WEIGHTED NATIONAL NORMS FOR ALL FRESHMEN FALL 1985

SOURCES FOR EDUCATIONAL EXPENSES

| PERSONAL or FAMILY RESOURCES: | All Insti- tutions | All | | All Uni- versities | Predomi- nantly Black Colleges | 2-Year Colleges | | 4-Year Colleges | | | | Universities | | Predominantly Black Colleges | |
|---------------------------------------|-----------------------|--------------------|--------------------|-----------------------|---|--------------------|---------|-----------------|---------|-----------------|----------|--------------|---------|---------------------------------|---------|
| | | 2-Year Colleges | 4-Year Colleges | | | Public | Private | Public | Private | Prot- estant | Catholic | Public | Private | Public | Private |
| Parental Aid | | | | | | | | | | | | | | | |
| none..... | 29.7 | 37.1 | 28.5 | 20.0 | 52.5 | 38.6 | 25.9 | 34.5 | 20.7 | 20.2 | 21.2 | 21.5 | 14.1 | 62.2 | 25.9 |
| \$1-\$499..... | 11.6 | 15.0 | 11.6 | 6.3 | 20.1 | 15.4 | 12.1 | 13.3 | 9.0 | 10.1 | 9.6 | 6.9 | 4.0 | 20.6 | 18.7 |
| \$500-\$999..... | 8.4 | 10.2 | 8.2 | 6.0 | 8.9 | 10.5 | 8.2 | 9.4 | 6.5 | 7.1 | 6.6 | 6.6 | 3.8 | 7.3 | 13.3 |
| \$1,000-\$1,499..... | 8.0 | 8.5 | 8.1 | 6.9 | 5.3 | 8.8 | 6.4 | 9.0 | 6.2 | 7.7 | 7.1 | 7.5 | 4.4 | 4.5 | 7.4 |
| \$1,500-\$1,999..... | 5.6 | 5.4 | 5.8 | 5.4 | 3.0 | 5.3 | 6.4 | 6.5 | 4.5 | 5.5 | 5.6 | 5.9 | 3.5 | 1.9 | 5.8 |
| \$2,000-\$3,000..... | 9.7 | 8.8 | 9.8 | 10.8 | 3.8 | 8.6 | 10.3 | 9.8 | 8.9 | 10.7 | 11.0 | 11.5 | 8.2 | 2.2 | 8.1 |
| over \$3,000..... | 27.1 | 14.9 | 27.9 | 44.7 | 6.5 | 12.8 | 30.9 | 17.5 | 44.1 | 38.6 | 38.9 | 40.1 | 62.0 | 1.3 | 20.7 |
| Spouse | | | | | | | | | | | | | | | |
| none..... | 99.1 | 98.6 | 99.2 | 99.5 | 98.4 | 98.6 | 98.9 | 99.2 | 99.3 | 99.2 | 99.4 | 99.5 | 99.7 | 98.3 | 98.6 |
| \$1-\$499..... | 0.4 | 0.7 | 0.4 | 0.1 | 1.0 | 0.7 | 0.6 | 0.4 | 0.3 | 0.3 | 0.2 | 0.2 | 0.1 | 1.1 | 0.7 |
| \$500-\$999..... | 0.2 | 0.3 | 0.1 | 0.1 | 0.2 | 0.3 | 0.1 | 0.2 | 0.1 | 0.1 | 0.1 | 0.1 | 0.1 | 0.2 | 0.2 |
| \$1,000-\$1,499..... | 0.1 | 0.2 | 0.1 | 0.1 | 0.2 | 0.2 | 0.2 | 0.1 | 0.1 | 0.1 | 0.1 | 0.1 | 0.0 | 0.2 | 0.1 |
| \$1,500-\$1,999..... | 0.1 | 0.1 | 0.1 | 0.0 | 0.0 | 0.0 | 0.1 | 0.0 | 0.1 | 0.1 | 0.0 | 0.0 | 0.0 | 0.0 | 0.0 |
| \$2,000-\$3,000..... | 0.1 | 0.1 | 0.1 | 0.1 | 0.0 | 0.1 | 0.0 | 0.1 | 0.1 | 0.1 | 0.1 | 0.1 | 0.0 | 0.0 | 0.2 |
| over \$3,000..... | 0.1 | 0.1 | 0.1 | 0.1 | 0.2 | 0.1 | 0.1 | 0.1 | 0.1 | 0.1 | 0.1 | 0.1 | 0.0 | 0.2 | 0.1 |
| Savings from Summer Work | | | | | | | | | | | | | | | |
| none..... | 51.6 | 57.9 | 51.3 | 42.1 | 82.8 | 57.3 | 62.8 | 54.6 | 48.7 | 45.5 | 43.6 | 42.5 | 40.6 | 87.1 | 71.0 |
| \$1-\$499..... | 22.5 | 23.3 | 22.4 | 21.4 | 11.7 | 23.6 | 21.2 | 22.4 | 20.8 | 24.1 | 23.7 | 22.2 | 18.4 | 9.0 | 19.1 |
| \$500-\$999..... | 13.5 | 10.8 | 13.7 | 17.5 | 4.1 | 10.9 | 9.9 | 12.6 | 14.9 | 15.4 | 15.7 | 17.0 | 19.3 | 3.0 | 7.1 |
| \$1,000-\$1,499..... | 7.4 | 4.8 | 7.7 | 11.0 | 0.8 | 5.0 | 3.4 | 6.5 | 9.3 | 8.8 | 10.0 | 10.5 | 12.6 | 0.4 | 1.8 |
| \$1,500-\$1,999..... | 2.4 | 1.5 | 2.4 | 3.9 | 0.3 | 1.5 | 1.4 | 1.9 | 2.8 | 3.1 | 3.4 | 3.7 | 4.4 | 0.2 | 0.4 |
| \$2,000-\$3,000..... | 1.9 | 1.1 | 1.9 | 3.0 | 0.3 | 1.1 | 0.8 | 1.5 | 2.4 | 2.3 | 2.7 | 2.9 | 3.3 | 0.2 | 0.4 |
| over \$3,000..... | 0.7 | 0.5 | 0.7 | 1.2 | 0.1 | 0.5 | 0.5 | 0.5 | 1.1 | 0.9 | 1.0 | 1.1 | 1.4 | 0.0 | 0.3 |
| Other Savings | | | | | | | | | | | | | | | |
| none..... | 77.9 | 80.8 | 78.0 | 73.2 | 89.2 | 80.6 | 81.9 | 79.4 | 76.3 | 76.4 | 75.1 | 74.1 | 69.7 | 91.2 | 83.8 |
| \$1-\$499..... | 12.0 | 11.5 | 11.9 | 12.8 | 6.9 | 11.7 | 10.3 | 11.9 | 11.8 | 12.0 | 12.3 | 12.6 | 13.4 | 5.6 | 10.3 |
| \$500-\$999..... | 4.2 | 3.4 | 4.3 | 5.4 | 2.0 | 3.5 | 2.9 | 4.1 | 4.5 | 4.3 | 5.2 | 5.3 | 5.8 | 1.7 | 2.9 |
| \$1,000-\$1,499..... | 2.6 | 1.9 | 2.5 | 3.6 | 1.3 | 2.0 | 1.6 | 2.2 | 2.8 | 3.0 | 3.2 | 3.5 | 4.0 | 1.3 | 1.4 |
| \$1,500-\$1,999..... | 1.0 | 0.7 | 0.9 | 1.4 | 0.1 | 0.7 | 0.8 | 0.8 | 1.0 | 1.2 | 1.2 | 1.4 | 1.5 | 0.0 | 0.2 |
| \$2,000-\$3,000..... | 1.0 | 0.7 | 0.9 | 1.5 | 0.2 | 0.6 | 1.0 | 0.7 | 1.1 | 1.3 | 1.4 | 1.4 | 1.8 | 0.0 | 0.6 |
| over \$3,000..... | 1.4 | 1.0 | 1.4 | 2.2 | 0.3 | 0.9 | 1.6 | 0.8 | 2.3 | 1.9 | 1.6 | 1.8 | 3.7 | 0.2 | 0.7 |
| Full-time Job while in College | | | | | | | | | | | | | | | |
| none..... | 97.8 | 97.6 | 97.5 | 98.6 | 95.0 | 97.6 | 98.1 | 97.4 | 97.2 | 98.5 | 98.1 | 98.5 | 98.9 | 94.6 | 95.9 |
| \$1-\$499..... | 0.9 | 1.0 | 0.9 | 0.5 | 2.2 | 1.1 | 0.7 | 1.1 | 0.8 | 0.5 | 0.7 | 0.5 | 0.3 | 2.4 | 1.6 |
| \$500-\$999..... | 0.6 | 0.7 | 0.7 | 0.4 | 1.3 | 0.7 | 0.7 | 0.7 | 0.8 | 0.4 | 0.6 | 0.4 | 0.3 | 1.3 | 1.3 |
| \$1,000-\$1,499..... | 0.3 | 0.3 | 0.4 | 0.3 | 0.5 | 0.3 | 0.2 | 0.3 | 0.5 | 0.3 | 0.4 | 0.3 | 0.3 | 0.4 | 0.6 |
| \$1,500-\$1,999..... | 0.1 | 0.1 | 0.2 | 0.1 | 0.5 | 0.1 | 0.2 | 0.2 | 0.2 | 0.1 | 0.1 | 0.1 | 0.1 | 0.6 | 0.3 |
| \$2,000-\$3,000..... | 0.1 | 0.1 | 0.1 | 0.1 | 0.2 | 0.1 | 0.1 | 0.1 | 0.2 | 0.0 | 0.1 | 0.1 | 0.1 | 0.2 | 0.1 |
| over \$3,000..... | 0.2 | 0.2 | 0.2 | 0.1 | 0.4 | 0.2 | 0.1 | 0.2 | 0.4 | 0.1 | 0.1 | 0.1 | 0.1 | 0.4 | 0.3 |

WEIGHTED NATIONAL NORMS FOR ALL FRESHMEN FALL 1985

SOURCES FOR EDUCATIONAL EXPENSES

| AID WHICH NEED NOT BE REPAID: | All Institutions | All 2-Year Colleges | All 4-Year Colleges | All Universities | Predominantly Black Colleges | 2-Year Colleges | | 4-Year Colleges | | | | Universities | | Predominantly Black Colleges | |
|--|------------------|---------------------|---------------------|------------------|------------------------------|-----------------|---------|-----------------|------------------|-------------|----------|--------------|---------|------------------------------|---------|
| | | | | | | Public | Private | Public | Private Nonsect. | Prot-estant | Catholic | Public | Private | Public | Private |
| | | | | | | | | | | | | | | | |
| Other Government Aid | | | | | | | | | | | | | | | |
| none..... | 98.2 | 98.5 | 97.6 | 98.4 | 97.1 | 98.5 | 98.7 | 96.8 | 98.7 | 98.8 | 98.8 | 98.6 | 97.6 | 97.0 | 97.4 |
| \$1-\$499..... | 0.5 | 0.5 | 0.5 | 0.3 | 1.5 | 0.5 | 0.4 | 0.6 | 0.3 | 0.4 | 0.4 | 0.3 | 0.2 | 1.7 | 1.0 |
| \$500-\$999..... | 0.3 | 0.3 | 0.3 | 0.2 | 0.4 | 0.3 | 0.2 | 0.4 | 0.2 | 0.3 | 0.2 | 0.2 | 0.1 | 0.4 | 0.4 |
| \$1,000-\$1,499..... | 0.2 | 0.2 | 0.3 | 0.2 | 0.5 | 0.2 | 0.2 | 0.3 | 0.2 | 0.2 | 0.2 | 0.2 | 0.1 | 0.4 | 0.6 |
| \$1,500-\$1,999..... | 0.1 | 0.1 | 0.1 | 0.1 | 0.0 | 0.1 | 0.1 | 0.1 | 0.1 | 0.1 | 0.1 | 0.1 | 0.1 | 0.0 | 0.1 |
| \$2,000-\$3,000..... | 0.1 | 0.1 | 0.1 | 0.2 | 0.0 | 0.1 | 0.1 | 0.1 | 0.1 | 0.1 | 0.1 | 0.2 | 0.1 | 0.0 | 0.1 |
| over \$3,000..... | 0.7 | 0.2 | 1.1 | 0.7 | 0.4 | 0.2 | 0.3 | 1.7 | 0.4 | 0.2 | 0.3 | 0.4 | 1.8 | 0.4 | 0.4 |
| AID WHICH MUST BE REPAID: | | | | | | | | | | | | | | | |
| Federal Guaranteed Student Loan | | | | | | | | | | | | | | | |
| none..... | 77.0 | 76.8 | 75.4 | 79.8 | 82.7 | 77.3 | 73.2 | 82.0 | 70.2 | 63.7 | 62.5 | 83.0 | 68.0 | 87.5 | 69.5 |
| \$1-\$499..... | 1.3 | 1.5 | 1.3 | 1.1 | 1.4 | 1.5 | 1.7 | 1.5 | 1.0 | 0.9 | 1.4 | 1.2 | 0.6 | 1.3 | 1.7 |
| \$500-\$999..... | 2.2 | 2.0 | 2.4 | 2.0 | 1.8 | 2.0 | 2.6 | 2.5 | 2.1 | 2.6 | 2.4 | 2.1 | 1.5 | 1.5 | 2.8 |
| \$1,000-\$1,499..... | 3.5 | 3.2 | 4.0 | 3.2 | 3.5 | 3.1 | 4.3 | 3.5 | 3.8 | 5.5 | 5.3 | 3.0 | 3.9 | 3.0 | 4.8 |
| \$1,500-\$1,999..... | 2.8 | 2.8 | 3.0 | 2.5 | 2.0 | 2.7 | 3.4 | 2.2 | 3.4 | 4.4 | 4.4 | 2.1 | 4.0 | 1.5 | 3.3 |
| \$2,000-\$3,000..... | 12.3 | 12.8 | 12.9 | 10.5 | 7.8 | 12.8 | 13.5 | 7.6 | 18.0 | 21.7 | 22.7 | 7.8 | 20.8 | 4.5 | 16.7 |
| over \$3,000..... | 0.9 | 0.8 | 0.9 | 0.9 | 0.8 | 0.7 | 1.3 | 0.6 | 1.4 | 1.2 | 1.3 | 0.8 | 1.2 | 0.6 | 1.3 |
| National Direct Student Loan | | | | | | | | | | | | | | | |
| none..... | 94.3 | 95.6 | 93.3 | 93.8 | 94.2 | 96.1 | 92.0 | 95.8 | 91.7 | 87.7 | 89.0 | 95.5 | 87.4 | 96.1 | 89.1 |
| \$1-\$499..... | 1.1 | 1.0 | 1.3 | 0.9 | 1.5 | 0.9 | 1.5 | 1.2 | 1.4 | 1.3 | 1.4 | 0.9 | 1.0 | 1.3 | 2.0 |
| \$500-\$999..... | 1.4 | 0.9 | 1.8 | 1.7 | 1.2 | 0.9 | 1.5 | 1.2 | 2.0 | 3.4 | 2.6 | 1.4 | 2.6 | 0.6 | 2.8 |
| \$1,000-\$1,499..... | 1.4 | 1.0 | 1.6 | 1.6 | 1.1 | 0.8 | 2.6 | 0.8 | 1.9 | 3.6 | 3.0 | 1.1 | 3.6 | 0.6 | 2.5 |
| \$1,500-\$1,999..... | 0.7 | 0.5 | 0.8 | 0.9 | 0.2 | 0.4 | 0.9 | 0.3 | 1.1 | 2.0 | 1.8 | 0.4 | 2.8 | 0.0 | 0.9 |
| \$2,000-\$3,000..... | 1.0 | 0.9 | 1.1 | 1.0 | 1.6 | 0.9 | 1.3 | 0.6 | 1.7 | 1.9 | 1.9 | 0.6 | 2.4 | 1.3 | 2.5 |
| over \$3,000..... | 0.1 | 0.1 | 0.1 | 0.1 | 0.1 | 0.1 | 0.2 | 0.0 | 0.2 | 0.2 | 0.2 | 0.1 | 0.3 | 0.0 | 0.2 |
| Other College Loan | | | | | | | | | | | | | | | |
| none..... | 96.3 | 96.6 | 96.1 | 96.2 | 96.9 | 96.8 | 95.5 | 97.0 | 95.0 | 94.7 | 94.9 | 96.8 | 94.0 | 97.2 | 95.9 |
| \$1-\$499..... | 0.6 | 0.7 | 0.7 | 0.5 | 0.6 | 0.6 | 0.9 | 0.7 | 0.7 | 0.8 | 0.5 | 0.6 | 0.4 | 0.6 | 0.5 |
| \$500-\$999..... | 0.7 | 0.7 | 0.8 | 0.7 | 1.0 | 0.7 | 0.9 | 0.7 | 0.8 | 1.1 | 0.9 | 0.6 | 0.8 | 1.1 | 1.0 |
| \$1,000-\$1,499..... | 0.7 | 0.6 | 0.7 | 0.7 | 0.4 | 0.5 | 0.8 | 0.6 | 0.9 | 1.1 | 0.9 | 0.6 | 1.0 | 0.2 | 0.9 |
| \$1,500-\$1,999..... | 0.4 | 0.4 | 0.4 | 0.4 | 0.1 | 0.4 | 0.4 | 0.3 | 0.5 | 0.5 | 0.6 | 0.3 | 0.6 | 0.0 | 0.4 |
| \$2,000-\$3,000..... | 0.9 | 1.0 | 1.0 | 0.9 | 0.6 | 0.9 | 1.1 | 0.6 | 1.3 | 1.4 | 1.7 | 0.7 | 1.6 | 0.4 | 1.0 |
| over \$3,000..... | 0.4 | 0.2 | 0.4 | 0.6 | 0.4 | 0.1 | 0.4 | 0.3 | 0.7 | 0.4 | 0.6 | 0.3 | 1.6 | 0.4 | 0.3 |
| Other Loan | | | | | | | | | | | | | | | |
| none..... | 96.2 | 96.2 | 96.1 | 96.4 | 97.6 | 96.2 | 95.9 | 96.8 | 95.2 | 95.2 | 94.8 | 96.7 | 95.4 | 98.7 | 94.5 |
| \$1-\$499..... | 0.6 | 0.6 | 0.6 | 0.5 | 0.3 | 0.6 | 0.6 | 0.7 | 0.4 | 0.5 | 0.5 | 0.5 | 0.3 | 0.2 | 0.5 |
| \$500-\$999..... | 0.6 | 0.7 | 0.6 | 0.5 | 0.5 | 0.7 | 0.5 | 0.7 | 0.5 | 0.6 | 0.7 | 0.5 | 0.4 | 0.4 | 0.5 |
| \$1,000-\$1,499..... | 0.7 | 0.8 | 0.7 | 0.6 | 0.3 | 0.7 | 1.0 | 0.6 | 0.8 | 0.8 | 0.8 | 0.6 | 0.6 | 0.0 | 1.1 |
| \$1,500-\$1,999..... | 0.4 | 0.4 | 0.4 | 0.4 | 0.1 | 0.4 | 0.5 | 0.3 | 0.4 | 0.5 | 0.6 | 0.3 | 0.4 | 0.0 | 0.4 |
| \$2,000-\$3,000..... | 0.9 | 0.9 | 1.0 | 0.9 | 0.9 | 0.9 | 0.9 | 0.6 | 1.3 | 1.5 | 1.5 | 0.8 | 1.5 | 0.4 | 2.1 |
| over \$3,000..... | 0.6 | 0.4 | 0.7 | 0.7 | 0.4 | 0.4 | 0.7 | 0.4 | 1.2 | 0.9 | 1.1 | 0.5 | 1.5 | 0.2 | 1.0 |

WEIGHTED NATIONAL NORMS FOR ALL FRESHMEN FALL 1985

SOURCES FOR EDUCATIONAL EXPENSES

| PERSONAL or FAMILY RESOURCES: | All Insti- tutions | All 2-Year Colleges | All 4-Year Colleges | All Uni- versities | Predomi- nantly Black Colleges | 2-Year Colleges | | 4-Year Colleges | | | | Universities | | Predominantly Black Colleges | | |
|---|-----------------------|---------------------------|---------------------------|-----------------------|---|--------------------|---------|-----------------|---------|----------|-----------------|---------------|--------|---------------------------------|--------|---------|
| | | | | | | Public | Private | Public | Private | Nonsect. | Prot- estant | Catho- lic | Public | Private | Public | Private |
| Part-time Job while in College | | | | | | | | | | | | | | | | |
| none..... | 69.2 | 68.5 | 68.8 | 71.0 | 76.6 | 67.9 | 73.3 | 70.0 | 68.6 | 67.5 | 62.3 | 71.4 | 69.5 | 77.0 | 75.6 | |
| \$1-\$499..... | 19.1 | 21.6 | 18.9 | 15.7 | 15.3 | 22.1 | 18.0 | 19.8 | 16.8 | 17.9 | 20.0 | 16.6 | 12.2 | 15.5 | 14.7 | |
| \$500-\$999..... | 7.6 | 6.8 | 8.0 | 8.1 | 4.8 | 6.8 | 6.4 | 6.9 | 8.8 | 9.9 | 11.0 | 8.0 | 8.4 | 4.3 | 6.1 | |
| \$1,000-\$1,499..... | 2.8 | 2.1 | 3.1 | 3.6 | 2.4 | 2.2 | 1.4 | 2.3 | 4.2 | 3.4 | 4.8 | 2.8 | 6.6 | 2.4 | 2.4 | |
| \$1,500-\$1,999..... | 0.8 | 0.5 | 0.8 | 1.1 | 0.6 | 0.5 | 0.4 | 0.6 | 0.9 | 0.8 | 1.1 | 0.8 | 2.5 | 0.6 | 0.5 | |
| \$2,000-\$3,000..... | 0.3 | 0.3 | 0.3 | 0.4 | 0.2 | 0.3 | 0.3 | 0.2 | 0.4 | 0.4 | 0.4 | 0.3 | 0.5 | 0.0 | 0.6 | |
| over \$3,000..... | 0.2 | 0.2 | 0.2 | 0.2 | 0.2 | 0.2 | 0.2 | 0.2 | 0.3 | 0.1 | 0.2 | 0.2 | 0.2 | 0.2 | 0.2 | |
| AID WHICH NEED NOT BE REPAYED: | | | | | | | | | | | | | | | | |
| Pell Grant | | | | | | | | | | | | | | | | |
| none..... | 80.1 | 78.0 | 77.3 | 88.1 | 52.4 | 78.7 | 72.2 | 78.1 | 77.4 | 74.6 | 75.9 | 88.2 | 87.7 | 51.2 | 55.8 | |
| \$1-\$499..... | 4.9 | 6.7 | 4.7 | 2.5 | 8.2 | 7.0 | 3.9 | 5.4 | 3.9 | 3.9 | 4.0 | 2.6 | 1.9 | 9.2 | 5.4 | |
| \$500-\$999..... | 5.4 | 6.4 | 5.9 | 3.0 | 8.4 | 6.2 | 7.8 | 5.9 | 5.3 | 6.4 | 6.5 | 3.1 | 3.0 | 8.2 | 9.1 | |
| \$1,000-\$1,499..... | 4.5 | 4.6 | 5.4 | 3.0 | 12.5 | 4.3 | 6.6 | 5.1 | 5.6 | 6.0 | 6.0 | 2.9 | 3.1 | 13.8 | 9.1 | |
| \$1,500-\$1,999..... | 2.4 | 2.2 | 3.1 | 1.7 | 7.2 | 1.9 | 4.3 | 2.8 | 3.2 | 4.0 | 3.5 | 1.7 | 1.9 | 7.3 | 7.0 | |
| \$2,000-\$3,000..... | 2.0 | 1.7 | 2.6 | 1.3 | 7.6 | 1.4 | 3.7 | 2.1 | 3.0 | 3.9 | 3.2 | 1.2 | 2.0 | 7.3 | 8.5 | |
| over \$3,000..... | 0.6 | 0.5 | 0.9 | 0.4 | 3.6 | 0.4 | 1.4 | 0.7 | 1.5 | 1.1 | 0.8 | 0.3 | 0.5 | 3.0 | 5.1 | |
| Supplemental Educational Opportunity Grant | | | | | | | | | | | | | | | | |
| none..... | 95.2 | 96.1 | 93.8 | 95.8 | 91.0 | 96.5 | 93.8 | 95.7 | 92.2 | 90.4 | 90.7 | 96.9 | 92.0 | 93.1 | 85.3 | |
| \$1-\$499..... | 1.7 | 1.8 | 2.0 | 1.1 | 3.2 | 1.7 | 2.1 | 2.0 | 2.0 | 2.3 | 2.0 | 1.1 | 0.9 | 3.0 | 3.7 | |
| \$500-\$999..... | 1.4 | 1.1 | 1.9 | 1.1 | 2.6 | 1.0 | 1.9 | 1.3 | 2.4 | 3.1 | 3.5 | 1.0 | 1.4 | 1.7 | 5.2 | |
| \$1,000-\$1,499..... | 0.9 | 0.6 | 1.3 | 0.9 | 1.8 | 0.4 | 1.4 | 0.6 | 1.9 | 2.5 | 2.5 | 0.6 | 2.1 | 1.3 | 3.3 | |
| \$1,500-\$1,999..... | 0.3 | 0.2 | 0.4 | 0.3 | 0.7 | 0.2 | 0.4 | 0.2 | 0.6 | 0.7 | 0.8 | 0.2 | 0.8 | 0.4 | 1.4 | |
| \$2,000-\$3,000..... | 0.3 | 0.1 | 0.3 | 0.6 | 0.3 | 0.1 | 0.4 | 0.1 | 0.6 | 0.8 | 0.5 | 0.1 | 2.4 | 0.0 | 1.0 | |
| over \$3,000..... | 0.1 | 0.0 | 0.2 | 0.1 | 0.3 | 0.0 | 0.0 | 0.1 | 0.3 | 0.2 | 0.1 | 0.1 | 0.5 | 0.4 | 0.1 | |
| State Scholarship or Grant | | | | | | | | | | | | | | | | |
| none..... | 85.9 | 87.6 | 83.0 | 87.9 | 81.6 | 88.6 | 80.8 | 85.7 | 83.0 | 74.9 | 75.8 | 88.5 | 85.9 | 79.8 | 86.5 | |
| \$1-\$499..... | 5.4 | 5.7 | 5.8 | 4.4 | 10.9 | 6.0 | 3.8 | 7.0 | 3.9 | 4.2 | 5.5 | 5.0 | 1.8 | 13.3 | 4.4 | |
| \$500-\$999..... | 4.1 | 3.7 | 5.0 | 3.1 | 3.9 | 3.5 | 5.3 | 4.3 | 5.0 | 7.0 | 6.1 | 3.0 | 3.5 | 3.9 | 4.2 | |
| \$1,000-\$1,499..... | 2.5 | 1.7 | 3.3 | 2.4 | 1.2 | 1.3 | 4.1 | 1.8 | 4.2 | 7.0 | 5.5 | 2.3 | 3.0 | 0.9 | 2.0 | |
| \$1,500-\$1,999..... | 0.9 | 0.7 | 1.1 | 0.6 | 1.0 | 0.3 | 3.9 | 0.5 | 1.5 | 2.3 | 2.9 | 0.5 | 1.1 | 0.9 | 1.2 | |
| \$2,000-\$3,000..... | 0.8 | 0.4 | 1.2 | 0.8 | 0.6 | 0.2 | 1.6 | 0.3 | 1.5 | 3.7 | 2.6 | 0.4 | 2.5 | 0.4 | 1.1 | |
| over \$3,000..... | 0.5 | 0.1 | 0.6 | 0.7 | 0.8 | 0.1 | 0.5 | 0.3 | 0.9 | 1.0 | 1.6 | 0.3 | 2.3 | 0.9 | 0.7 | |
| College Work-Study Grant | | | | | | | | | | | | | | | | |
| none..... | 90.0 | 93.2 | 86.2 | 91.1 | 80.2 | 94.5 | 83.5 | 91.5 | 80.5 | 79.0 | 75.6 | 93.8 | 81.2 | 82.6 | 73.8 | |
| \$1-\$499..... | 3.5 | 3.2 | 4.6 | 2.1 | 10.2 | 2.7 | 7.0 | 4.0 | 4.8 | 5.6 | 6.8 | 2.1 | 2.1 | 11.0 | 8.1 | |
| \$500-\$999..... | 3.6 | 2.3 | 5.3 | 2.9 | 5.7 | 1.6 | 7.4 | 2.7 | 7.3 | 9.8 | 10.9 | 2.3 | 5.3 | 4.3 | 9.7 | |
| \$1,000-\$1,499..... | 2.1 | 0.9 | 2.9 | 2.6 | 1.8 | 0.8 | 1.5 | 1.3 | 5.2 | 4.4 | 5.2 | 1.4 | 7.2 | 1.1 | 4.0 | |
| \$1,500-\$1,999..... | 0.6 | 0.3 | 0.6 | 1.0 | 0.9 | 0.2 | 0.4 | 0.3 | 1.0 | 0.7 | 1.3 | 0.4 | 3.6 | 0.6 | 1.8 | |
| \$2,000-\$3,000..... | 0.2 | 0.1 | 0.3 | 0.1 | 0.8 | 0.1 | 0.2 | 0.1 | 0.6 | 0.3 | 0.2 | 0.1 | 0.4 | 0.2 | 2.5 | |
| over \$3,000..... | 0.1 | 0.0 | 0.2 | 0.1 | 0.2 | 0.0 | 0.0 | 0.0 | 0.5 | 0.1 | 0.0 | 0.0 | 0.2 | 0.2 | 0.2 | |

WEIGHTED NATIONAL NORMS FOR ALL FRESHMEN FALL 1985

SOURCES FOR EDUCATIONAL EXPENSES

| AID WHICH NEED NOT BE REPAYED: | All Institutions | All 2-Year Colleges | All 4-Year Colleges | All Universities | Predominantly Black Colleges | 2-Year Colleges | | 4-Year Colleges | | | | Universities | | Predominantly Black Colleges | |
|-------------------------------------|------------------|---------------------|---------------------|------------------|------------------------------|-----------------|---------|-----------------|---------|----------|-------------|--------------|--------|------------------------------|--------|
| | | | | | | Public | Private | Public | Private | Nonsect. | Prot-estant | Catholic | Public | Private | Public |
| Other College Grant | | | | | | | | | | | | | | | |
| none..... | 81.5 | 89.8 | 73.7 | 80.9 | 79.5 | 91.4 | 78.4 | 81.8 | 69.5 | 53.9 | 60.1 | 85.3 | 64.2 | 79.8 | 78.6 |
| \$1-\$499..... | 4.3 | 4.2 | 4.7 | 3.6 | 3.7 | 4.2 | 4.5 | 4.9 | 3.7 | 6.2 | 4.4 | 4.0 | 2.0 | 3.7 | 3.8 |
| \$500-\$999..... | 4.6 | 3.2 | 6.5 | 3.6 | 6.6 | 2.7 | 6.8 | 6.8 | 4.2 | 8.5 | 7.7 | 3.7 | 3.2 | 8.2 | 2.4 |
| \$1,000-\$1,499..... | 3.2 | 1.3 | 4.8 | 3.6 | 3.3 | 0.9 | 4.3 | 3.2 | 4.7 | 9.6 | 9.4 | 3.4 | 4.3 | 3.2 | 3.6 |
| \$1,500-\$1,999..... | 1.4 | 0.5 | 2.4 | 1.4 | 1.3 | 0.4 | 1.9 | 1.3 | 2.2 | 5.7 | 5.4 | 1.2 | 2.2 | 1.1 | 1.9 |
| \$2,000-\$3,000..... | 2.0 | 0.5 | 3.3 | 2.0 | 2.6 | 0.3 | 2.5 | 1.0 | 4.7 | 8.3 | 7.5 | 1.1 | 5.6 | 2.2 | 3.9 |
| over \$3,000..... | 3.1 | 0.3 | 4.5 | 4.9 | 3.0 | 0.2 | 1.5 | 1.1 | 11.0 | 7.7 | 5.4 | 1.3 | 18.6 | 1.9 | 5.8 |
| Corporate Tuition Assistance | | | | | | | | | | | | | | | |
| none..... | 98.4 | 98.3 | 98.5 | 98.5 | 97.3 | 98.2 | 98.6 | 98.8 | 98.0 | 98.2 | 98.0 | 98.8 | 97.5 | 97.4 | 97.1 |
| \$1-\$499..... | 0.5 | 0.8 | 0.4 | 0.3 | 0.9 | 0.8 | 0.4 | 0.4 | 0.3 | 0.3 | 0.5 | 0.3 | 0.2 | 0.9 | 0.9 |
| \$500-\$999..... | 0.4 | 0.5 | 0.4 | 0.3 | 1.1 | 0.6 | 0.5 | 0.4 | 0.4 | 0.4 | 0.4 | 0.3 | 0.4 | 1.3 | 0.7 |
| \$1,000-\$1,499..... | 0.3 | 0.3 | 0.2 | 0.3 | 0.2 | 0.3 | 0.2 | 0.1 | 0.3 | 0.5 | 0.4 | 0.3 | 0.5 | 0.0 | 0.6 |
| \$1,500-\$1,999..... | 0.1 | 0.1 | 0.1 | 0.1 | 0.2 | 0.1 | 0.1 | 0.1 | 0.2 | 0.1 | 0.2 | 0.1 | 0.2 | 0.2 | 0.3 |
| \$2,000-\$3,000..... | 0.2 | 0.1 | 0.2 | 0.3 | 0.1 | 0.1 | 0.1 | 0.1 | 0.4 | 0.3 | 0.3 | 0.1 | 0.7 | 0.0 | 0.2 |
| over \$3,000..... | 0.1 | 0.0 | 0.2 | 0.2 | 0.2 | 0.0 | 0.1 | 0.1 | 0.3 | 0.2 | 0.2 | 0.1 | 0.5 | 0.2 | 0.3 |
| Other Private Grant | | | | | | | | | | | | | | | |
| none..... | 94.4 | 96.5 | 93.3 | 92.9 | 98.3 | 96.8 | 94.4 | 95.3 | 91.7 | 87.7 | 92.1 | 94.1 | 88.5 | 99.6 | 94.8 |
| \$1-\$499..... | 2.2 | 1.7 | 2.6 | 2.4 | 0.4 | 1.6 | 1.9 | 2.1 | 2.5 | 4.8 | 2.8 | 2.3 | 2.7 | 0.0 | 1.6 |
| \$500-\$999..... | 1.5 | 0.8 | 1.8 | 1.9 | 0.6 | 0.8 | 1.4 | 1.4 | 2.2 | 3.1 | 2.1 | 1.6 | 2.7 | 0.2 | 1.7 |
| \$1,000-\$1,499..... | 0.9 | 0.5 | 1.1 | 1.3 | 0.3 | 0.4 | 1.1 | 0.7 | 1.5 | 2.1 | 1.5 | 1.0 | 2.2 | 0.0 | 1.0 |
| \$1,500-\$1,999..... | 0.3 | 0.2 | 0.4 | 0.4 | 0.1 | 0.1 | 0.4 | 0.2 | 0.6 | 0.7 | 0.6 | 0.3 | 0.9 | 0.0 | 0.4 |
| \$2,000-\$3,000..... | 0.4 | 0.2 | 0.5 | 0.6 | 0.3 | 0.2 | 0.6 | 0.2 | 0.8 | 1.0 | 0.5 | 0.4 | 1.6 | 0.2 | 0.4 |
| over \$3,000..... | 0.3 | 0.1 | 0.3 | 0.5 | 0.1 | 0.1 | 0.3 | 0.1 | 0.6 | 0.7 | 0.4 | 0.2 | 1.3 | 0.0 | 0.3 |
| Student's G.I. Benefits | | | | | | | | | | | | | | | |
| none..... | 99.4 | 99.3 | 99.4 | 99.6 | 98.2 | 99.2 | 99.5 | 99.3 | 99.4 | 99.5 | 99.6 | 99.6 | 99.8 | 98.1 | 98.5 |
| \$1-\$499..... | 0.2 | 0.2 | 0.2 | 0.1 | 0.5 | 0.2 | 0.2 | 0.2 | 0.2 | 0.1 | 0.2 | 0.1 | 0.1 | 0.4 | 0.7 |
| \$500-\$999..... | 0.1 | 0.1 | 0.1 | 0.0 | 0.5 | 0.1 | 0.1 | 0.2 | 0.1 | 0.1 | 0.1 | 0.0 | 0.0 | 0.6 | 0.2 |
| \$1,000-\$1,499..... | 0.1 | 0.1 | 0.1 | 0.1 | 0.3 | 0.1 | 0.0 | 0.1 | 0.1 | 0.1 | 0.1 | 0.1 | 0.0 | 0.2 | 0.4 |
| \$1,500-\$1,999..... | 0.0 | 0.1 | 0.0 | 0.0 | 0.0 | 0.1 | 0.1 | 0.0 | 0.1 | 0.0 | 0.0 | 0.0 | 0.0 | 0.0 | 0.0 |
| \$2,000-\$3,000..... | 0.1 | 0.1 | 0.1 | 0.0 | 0.5 | 0.1 | 0.0 | 0.1 | 0.0 | 0.0 | 0.0 | 0.1 | 0.0 | 0.6 | 0.1 |
| over \$3,000..... | 0.1 | 0.2 | 0.1 | 0.1 | 0.0 | 0.2 | 0.0 | 0.1 | 0.1 | 0.1 | 0.1 | 0.1 | 0.0 | 0.0 | 0.1 |
| Parent's G.I. Benefits | | | | | | | | | | | | | | | |
| none..... | 99.5 | 99.4 | 99.6 | 99.6 | 99.2 | 99.4 | 99.2 | 99.6 | 99.5 | 99.6 | 99.4 | 99.5 | 99.7 | 99.4 | 98.7 |
| \$1-\$499..... | 0.2 | 0.2 | 0.1 | 0.1 | 0.3 | 0.2 | 0.4 | 0.1 | 0.2 | 0.1 | 0.1 | 0.1 | 0.1 | 0.2 | 0.5 |
| \$500-\$999..... | 0.1 | 0.1 | 0.1 | 0.1 | 0.2 | 0.1 | 0.1 | 0.1 | 0.1 | 0.1 | 0.1 | 0.1 | 0.1 | 0.2 | 0.2 |
| \$1,000-\$1,499..... | 0.1 | 0.1 | 0.1 | 0.1 | 0.1 | 0.1 | 0.1 | 0.0 | 0.1 | 0.1 | 0.1 | 0.1 | 0.0 | 0.0 | 0.2 |
| \$1,500-\$1,999..... | 0.0 | 0.0 | 0.1 | 0.0 | 0.2 | 0.0 | 0.0 | 0.1 | 0.0 | 0.0 | 0.1 | 0.0 | 0.0 | 0.2 | 0.1 |
| \$2,000-\$3,000..... | 0.0 | 0.1 | 0.0 | 0.0 | 0.1 | 0.0 | 0.1 | 0.0 | 0.1 | 0.0 | 0.1 | 0.1 | 0.0 | 0.0 | 0.3 |
| over \$3,000..... | 0.1 | 0.1 | 0.1 | 0.1 | 0.0 | 0.1 | 0.1 | 0.1 | 0.1 | 0.1 | 0.1 | 0.1 | 0.1 | 0.0 | 0.0 |

WEIGHTED NATIONAL NORMS FOR ALL FRESHMEN FALL 1985

SOURCES FOR EDUCATIONAL EXPENSES

| OTHER AID: | All Insti- tutions | All 2-Year Colleges | All 4-Year Colleges | All Uni- versities | Predomi- nantly Black Colleges | 2-Year Colleges | | 4-Year Colleges | | | | Universities | | Predominantly Black Colleges | |
|---|-----------------------|---------------------------|---------------------------|-----------------------|---|--------------------|---------|-----------------|---------|-----------------|----------|--------------|---------|---------------------------------|---------|
| | | | | | | Public | Private | Public | Private | Prot- estant | Catholic | Public | Private | Public | Private |
| Aid not Mentioned Above | | | | | | | | | | | | | | | |
| none..... | 97.5 | 97.8 | 97.2 | 97.4 | 97.9 | 97.8 | 97.5 | 97.6 | 97.0 | 96.1 | 96.8 | 97.5 | 97.1 | 98.3 | 97.0 |
| \$1-\$499..... | 0.8 | 0.8 | 0.8 | 0.8 | 0.4 | 0.9 | 0.6 | 0.8 | 0.7 | 1.2 | 0.7 | 0.8 | 0.5 | 0.2 | 0.7 |
| \$500-\$999..... | 0.5 | 0.4 | 0.6 | 0.5 | 0.6 | 0.5 | 0.3 | 0.6 | 0.5 | 0.8 | 0.6 | 0.5 | 0.4 | 0.6 | 0.4 |
| \$1,000-\$1,499..... | 0.4 | 0.3 | 0.4 | 0.4 | 0.2 | 0.3 | 0.5 | 0.3 | 0.4 | 0.6 | 0.5 | 0.4 | 0.4 | 0.0 | 0.7 |
| \$1,500-\$1,999..... | 0.2 | 0.2 | 0.2 | 0.2 | 0.7 | 0.2 | 0.2 | 0.2 | 0.2 | 0.3 | 0.3 | 0.2 | 0.2 | 0.9 | 0.3 |
| \$2,000-\$3,000..... | 0.2 | 0.2 | 0.2 | 0.2 | 0.1 | 0.2 | 0.4 | 0.1 | 0.4 | 0.5 | 0.5 | 0.2 | 0.3 | 0.0 | 0.4 |
| over \$3,000..... | 0.4 | 0.3 | 0.5 | 0.5 | 0.1 | 0.3 | 0.4 | 0.4 | 0.7 | 0.7 | 0.7 | 0.3 | 1.1 | 0.0 | 0.5 |
| Aid Awarded on Basis of | | | | | | | | | | | | | | | |
| academic merit..... | 51.7 | 30.1 | 60.5 | 63.1 | 53.8 | 28.5 | 39.9 | 59.8 | 56.9 | 67.0 | 61.0 | 60.5 | 70.1 | 57.5 | 45.1 |
| financial need..... | 80.8 | 85.0 | 80.6 | 73.9 | 90.3 | 85.2 | 83.9 | 77.6 | 85.2 | 81.5 | 84.1 | 71.6 | 80.2 | 90.5 | 89.7 |
| athletic talent..... | 11.8 | 9.7 | 15.0 | 8.6 | 18.3 | 7.7 | 20.6 | 14.7 | 12.8 | 17.2 | 17.8 | 8.4 | 9.4 | 20.5 | 13.4 |
| other talent..... | 9.2 | 5.8 | 11.9 | 9.1 | 19.0 | 4.9 | 11.4 | 12.7 | 10.5 | 14.4 | 5.9 | 8.8 | 10.0 | 24.4 | 5.1 |
| other..... | 20.7 | 19.6 | 21.6 | 20.9 | 14.8 | 19.1 | 22.5 | 21.1 | 20.9 | 24.8 | 19.3 | 21.4 | 19.4 | 13.9 | 16.6 |
| Concern about Financing College | | | | | | | | | | | | | | | |
| no concern..... | 35.5 | 35.7 | 34.0 | 37.6 | 24.2 | 35.2 | 39.2 | 34.1 | 36.1 | 32.4 | 29.2 | 37.6 | 37.8 | 23.0 | 27.5 |
| some concern..... | 50.8 | 51.5 | 51.1 | 49.2 | 52.5 | 51.8 | 49.1 | 51.1 | 49.7 | 52.2 | 53.4 | 49.3 | 49.0 | 52.6 | 52.3 |
| major concern..... | 13.7 | 12.8 | 14.9 | 13.1 | 23.3 | 13.0 | 11.7 | 14.8 | 14.2 | 15.3 | 17.4 | 13.1 | 13.2 | 24.4 | 20.2 |
| Residence Planned During Fall Term | | | | | | | | | | | | | | | |
| with parents or relatives..... | 30.7 | 50.9 | 21.6 | 14.8 | 21.8 | 54.9 | 19.9 | 26.7 | 15.0 | 8.7 | 25.9 | 16.1 | 9.9 | 27.2 | 8.4 |
| other private home or apartment. | 6.2 | 12.0 | 2.7 | 2.9 | 5.5 | 13.2 | 2.9 | 3.4 | 2.2 | 1.3 | 2.1 | 3.4 | 1.3 | 6.5 | 2.9 |
| college dormitory..... | 59.8 | 32.9 | 73.2 | 78.8 | 69.8 | 27.6 | 73.1 | 67.1 | 80.7 | 88.4 | 69.8 | 77.0 | 85.8 | 63.2 | 86.6 |
| fraternity or sorority house..... | 0.5 | 0.3 | 0.3 | 1.1 | 0.1 | 0.3 | 0.2 | 0.3 | 0.5 | 0.4 | 0.1 | 1.3 | 0.4 | 0.0 | 0.4 |
| other campus housing..... | 2.1 | 2.6 | 1.6 | 2.1 | 1.3 | 2.5 | 3.4 | 1.9 | 1.4 | 0.8 | 1.8 | 2.0 | 2.5 | 1.3 | 1.4 |
| other..... | 0.8 | 1.4 | 0.5 | 0.3 | 1.4 | 1.5 | 0.6 | 0.7 | 0.3 | 0.4 | 0.2 | 0.3 | 0.1 | 1.8 | 0.3 |
| Residence Preferred During Fall Term | | | | | | | | | | | | | | | |
| with parents or relatives..... | 17.1 | 27.9 | 14.1 | 7.7 | 17.4 | 29.5 | 16.0 | 15.9 | 11.8 | 9.6 | 16.5 | 8.1 | 6.1 | 19.9 | 12.3 |
| other private home or apartment. | 27.6 | 33.1 | 24.9 | 24.4 | 37.7 | 33.8 | 28.0 | 27.9 | 22.9 | 19.9 | 19.2 | 27.1 | 14.4 | 38.2 | 36.5 |
| college dormitory..... | 42.0 | 26.7 | 47.7 | 53.5 | 30.6 | 25.0 | 39.0 | 42.5 | 53.6 | 56.9 | 50.4 | 49.3 | 68.7 | 25.5 | 41.1 |
| fraternity or sorority house..... | 6.2 | 5.1 | 5.9 | 8.1 | 3.4 | 4.5 | 8.8 | 5.7 | 5.5 | 7.0 | 5.8 | 8.8 | 5.6 | 3.6 | 3.1 |
| other campus housing..... | 4.8 | 4.1 | 5.3 | 4.9 | 6.8 | 4.0 | 5.0 | 5.6 | 4.5 | 5.0 | 6.5 | 5.0 | 4.2 | 7.6 | 5.2 |
| other..... | 2.3 | 3.2 | 2.1 | 1.4 | 4.1 | 3.2 | 3.2 | 2.4 | 1.8 | 1.6 | 1.4 | 1.6 | 0.9 | 5.2 | 1.9 |
| Disabilities | | | | | | | | | | | | | | | |
| hearing..... | 0.9 | 1.1 | 0.9 | 0.6 | 0.5 | 1.1 | 1.0 | 0.9 | 0.9 | 1.0 | 0.8 | 0.7 | 0.5 | 0.4 | 0.5 |
| speech..... | 0.3 | 0.3 | 0.3 | 0.2 | 0.9 | 0.3 | 0.3 | 0.3 | 0.3 | 0.2 | 0.3 | 0.1 | 0.2 | 1.1 | 0.5 |
| orthopedic..... | 0.9 | 1.0 | 0.9 | 0.7 | 0.3 | 1.0 | 1.2 | 0.8 | 1.0 | 1.3 | 1.0 | 0.6 | 0.8 | 0.2 | 0.5 |
| learning disability..... | 1.1 | 1.7 | 0.9 | 0.5 | 1.2 | 1.4 | 3.6 | 0.6 | 1.4 | 1.4 | 0.9 | 0.4 | 0.5 | 1.5 | 0.3 |
| health-related..... | 1.2 | 1.4 | 1.3 | 0.9 | 2.6 | 1.3 | 1.6 | 1.3 | 1.0 | 1.6 | 1.3 | 0.9 | 0.7 | 3.0 | 1.6 |
| partially sighted/blind..... | 2.1 | 1.9 | 2.3 | 2.0 | 2.1 | 1.9 | 2.5 | 2.0 | 2.5 | 3.0 | 2.4 | 2.0 | 2.1 | 1.9 | 2.4 |
| other..... | 1.2 | 1.5 | 1.2 | 0.8 | 1.3 | 1.5 | 1.5 | 1.0 | 1.2 | 1.5 | 1.3 | 0.8 | 0.8 | 1.3 | 1.2 |

WEIGHTED NATIONAL NORMS FOR ALL FRESHMEN FALL 1985

| Students Estimate Chances are Very Good That They Will | All Insti- tutions | All | | | Predomi- nantly Black Colleges | 2-Year Colleges | | 4-Year Colleges | | | | Universities | | Predominantly Black Colleges | | |
|--|-----------------------|--------------------|--------------------|-----------------------|---|--------------------|---------|-----------------|---------|----------|-----------------|--------------|--------|---------------------------------|--------|---------|
| | | 2-Year Colleges | 4-Year Colleges | All Uni- versities | | Public | Private | Public | Private | Nonsect. | Prot- estant | Catholic | Public | Private | Public | Private |
| | | | | | | | | | | | | | | | | |
| change major field..... | 13.1 | 8.8 | 14.6 | 17.6 | 12.8 | 8.5 | 10.8 | 14.6 | 14.6 | 14.9 | 14.0 | 17.6 | 17.5 | 13.8 | 10.2 | |
| change career choice..... | 12.3 | 8.0 | 13.8 | 16.8 | 9.9 | 7.8 | 10.0 | 13.1 | 14.7 | 15.2 | 13.8 | 16.3 | 18.3 | 10.5 | 8.3 | |
| fail one or more courses..... | 1.4 | 1.3 | 1.5 | 1.4 | 2.7 | 1.3 | 1.7 | 1.7 | 1.5 | 1.3 | 1.1 | 1.5 | 1.3 | 2.9 | 2.1 | |
| graduate with honors..... | 12.1 | 9.7 | 13.5 | 13.7 | 25.3 | 9.7 | 10.0 | 12.9 | 15.2 | 13.0 | 14.0 | 12.2 | 19.1 | 25.5 | 24.6 | |
| be elected to student office.... | 3.4 | 2.0 | 4.4 | 3.8 | 11.2 | 1.9 | 2.8 | 4.0 | 5.6 | 4.1 | 4.3 | 3.3 | 5.6 | 11.0 | 11.8 | |
| get job to pay college expenses. | 37.5 | 34.9 | 39.2 | 38.8 | 27.2 | 36.1 | 26.3 | 38.6 | 38.9 | 39.8 | 42.8 | 37.8 | 42.3 | 26.6 | 28.8 | |
| work full-time while attending.. | 3.5 | 4.1 | 3.6 | 2.2 | 7.4 | 4.3 | 3.0 | 4.3 | 3.0 | 2.1 | 2.9 | 2.4 | 1.5 | 8.4 | 4.6 | |
| join social frat or sorority.... | 17.9 | 10.8 | 20.0 | 25.5 | 23.4 | 10.3 | 14.6 | 17.9 | 23.2 | 22.5 | 21.3 | 24.5 | 29.1 | 21.2 | 29.2 | |
| live in coeducational dormitory. | 28.4 | 19.2 | 28.7 | 42.5 | 10.2 | 20.1 | 12.9 | 29.5 | 30.9 | 26.3 | 20.9 | 40.4 | 49.9 | 11.0 | 8.0 | |
| play varsity athletics..... | 15.3 | 13.3 | 19.5 | 11.4 | 15.8 | 12.2 | 21.5 | 17.3 | 21.4 | 24.1 | 21.2 | 10.4 | 15.2 | 15.8 | 15.6 | |
| be elected to an honor society.. | 7.3 | 4.1 | 8.9 | 9.6 | 17.1 | 3.9 | 5.8 | 8.1 | 10.1 | 10.0 | 9.1 | 8.3 | 14.2 | 16.6 | 18.4 | |
| make at least a "B" average..... | 40.0 | 34.5 | 41.4 | 46.8 | 43.5 | 35.2 | 29.2 | 39.2 | 44.2 | 42.6 | 46.2 | 43.9 | 56.7 | 41.8 | 48.0 | |
| need extra time for degree..... | 6.3 | 6.0 | 6.1 | 7.2 | 11.5 | 5.8 | 7.1 | 6.5 | 5.6 | 5.9 | 5.6 | 7.8 | 4.9 | 12.4 | 9.2 | |
| get tutoring in some courses.... | 11.2 | 10.4 | 12.0 | 11.0 | 20.8 | 9.7 | 16.2 | 11.6 | 12.9 | 11.6 | 12.7 | 11.1 | 10.7 | 18.0 | 28.1 | |
| work at outside job..... | 21.1 | 23.2 | 20.4 | 18.7 | 15.7 | 24.4 | 14.4 | 21.9 | 17.8 | 16.9 | 23.6 | 19.3 | 16.9 | 16.8 | 13.0 | |
| seek vocational counseling..... | 6.0 | 4.4 | 6.7 | 7.4 | 8.6 | 4.3 | 5.0 | 6.1 | 7.5 | 7.1 | 7.8 | 6.6 | 10.2 | 8.7 | 8.5 | |
| seek individual counseling..... | 4.0 | 3.3 | 4.7 | 3.8 | 9.7 | 3.1 | 5.1 | 4.6 | 5.0 | 4.5 | 5.3 | 3.7 | 4.2 | 10.0 | 8.9 | |
| get bachelor's degree..... | 66.9 | 48.9 | 76.0 | 80.5 | 64.2 | 49.1 | 46.8 | 74.9 | 77.8 | 76.0 | 77.4 | 78.4 | 87.8 | 59.2 | 77.1 | |
| participate in student protests. | 4.6 | 2.9 | 5.5 | 5.9 | 8.8 | 2.8 | 3.3 | 4.8 | 7.9 | 5.0 | 4.9 | 5.3 | 8.0 | 7.9 | 11.0 | |
| drop out temporarily..... | 1.2 | 1.2 | 1.4 | 1.0 | 3.2 | 1.1 | 1.5 | 1.5 | 1.3 | 1.1 | 1.0 | 1.0 | 0.8 | 3.8 | 1.7 | |
| drop out permanently..... | 0.8 | 0.8 | 0.9 | 0.6 | 2.4 | 0.8 | 0.8 | 1.1 | 0.7 | 0.8 | 1.0 | 0.7 | 0.4 | 2.9 | 1.2 | |
| transfer to another college..... | 10.7 | 13.5 | 10.9 | 6.1 | 12.3 | 12.8 | 18.7 | 11.8 | 8.6 | 11.6 | 9.6 | 6.6 | 4.3 | 13.0 | 10.4 | |
| be satisfied with college..... | 53.6 | 49.0 | 54.1 | 60.1 | 44.4 | 48.9 | 49.7 | 50.6 | 59.3 | 57.8 | 56.5 | 57.4 | 69.6 | 41.9 | 51.0 | |
| find job in preferred field..... | 69.6 | 67.9 | 69.9 | 71.8 | 65.8 | 68.5 | 63.4 | 69.9 | 68.8 | 70.8 | 71.6 | 71.4 | 73.4 | 63.3 | 72.2 | |
| marry while in college..... | 4.6 | 4.2 | 5.3 | 4.1 | 6.3 | 4.3 | 3.3 | 5.7 | 4.4 | 6.2 | 4.1 | 4.6 | 2.6 | 7.1 | 4.4 | |
| marry within a year after coll.. | 15.8 | 14.9 | 17.3 | 14.8 | 16.5 | 14.4 | 18.2 | 17.8 | 15.0 | 20.6 | 15.8 | 15.8 | 11.2 | 17.8 | 13.2 | |
| Objectives Considered to be Essential or Very Important | | | | | | | | | | | | | | | | |
| achieve in a performing art..... | 10.8 | 8.3 | 12.7 | 11.9 | 16.6 | 7.7 | 12.6 | 11.8 | 15.0 | 13.2 | 10.9 | 11.2 | 14.2 | 17.8 | 13.5 | |
| become authority in my field.... | 71.2 | 67.7 | 72.3 | 74.7 | 79.3 | 67.6 | 68.2 | 72.5 | 73.9 | 69.1 | 71.9 | 74.7 | 74.7 | 78.0 | 82.6 | |
| obtain recog from colleagues.... | 55.2 | 51.3 | 56.0 | 60.0 | 63.0 | 50.8 | 55.1 | 56.4 | 58.5 | 49.3 | 57.4 | 60.0 | 60.3 | 60.9 | 68.5 | |
| influence political structure... | 15.6 | 12.4 | 17.5 | 17.7 | 31.3 | 12.0 | 15.2 | 16.6 | 20.8 | 15.6 | 16.6 | 16.7 | 21.3 | 30.8 | 32.3 | |
| influence social values..... | 32.9 | 30.6 | 35.5 | 32.4 | 45.1 | 29.5 | 38.2 | 32.8 | 40.0 | 37.7 | 37.5 | 32.0 | 34.1 | 43.5 | 49.2 | |
| raise a family..... | 69.8 | 68.2 | 70.7 | 70.8 | 62.1 | 67.9 | 70.9 | 69.4 | 70.2 | 74.8 | 74.3 | 70.3 | 72.4 | 60.8 | 65.4 | |
| have admin. responsibility..... | 42.8 | 41.6 | 43.2 | 44.1 | 52.5 | 41.5 | 42.6 | 44.6 | 42.3 | 38.0 | 44.9 | 44.7 | 41.7 | 52.8 | 51.7 | |
| be very well off financially.... | 70.9 | 73.2 | 68.6 | 71.0 | 84.1 | 73.4 | 72.0 | 71.2 | 68.5 | 58.3 | 69.0 | 72.3 | 66.4 | 83.6 | 85.4 | |
| help others in difficulty..... | 63.4 | 60.5 | 66.6 | 62.8 | 75.8 | 59.8 | 65.5 | 64.7 | 68.1 | 69.3 | 70.7 | 61.9 | 66.0 | 74.5 | 79.1 | |
| theoretical contrib to science.. | 13.4 | 11.3 | 13.2 | 17.2 | 21.6 | 11.4 | 10.4 | 13.6 | 13.9 | 10.7 | 12.5 | 16.8 | 18.6 | 21.3 | 22.4 | |
| write original works..... | 11.7 | 9.0 | 13.3 | 13.6 | 18.0 | 8.7 | 10.7 | 12.2 | 16.4 | 12.8 | 11.9 | 12.9 | 15.8 | 19.0 | 15.4 | |
| create artistic work..... | 11.5 | 10.6 | 12.2 | 11.9 | 16.0 | 9.9 | 16.1 | 11.3 | 15.5 | 10.5 | 11.5 | 12.0 | 11.7 | 17.5 | 12.3 | |
| be successful in my own business | 51.8 | 53.2 | 50.8 | 50.9 | 68.8 | 52.6 | 57.8 | 50.3 | 54.7 | 45.7 | 52.1 | 52.0 | 47.3 | 69.1 | 67.7 | |
| be involved in environ cleanup.. | 20.3 | 20.7 | 20.5 | 19.2 | 31.0 | 20.4 | 22.7 | 20.5 | 22.4 | 18.3 | 19.3 | 19.6 | 17.7 | 31.2 | 30.7 | |
| develop philosophy of life..... | 43.3 | 37.8 | 46.3 | 47.0 | 63.8 | 36.9 | 44.2 | 44.4 | 50.5 | 47.2 | 46.4 | 45.1 | 53.6 | 64.3 | 62.7 | |
| participate in community action. | 22.8 | 19.6 | 25.4 | 23.8 | 41.4 | 18.8 | 25.1 | 24.5 | 27.4 | 24.9 | 26.8 | 23.3 | 25.4 | 39.7 | 45.7 | |
| promote racial understanding.... | 32.0 | 27.0 | 36.3 | 32.8 | 64.1 | 26.5 | 31.2 | 34.3 | 41.9 | 34.8 | 36.2 | 31.1 | 38.7 | 60.6 | 73.3 | |
| be expert on finance/commerce... | 25.9 | 23.7 | 27.3 | 26.9 | 49.3 | 23.4 | 26.0 | 27.9 | 28.6 | 22.3 | 28.1 | 27.1 | 26.3 | 51.8 | 42.7 | |

WEIGHTED NATIONAL NORMS FOR ALL FRESHMEN FALL 1985

| | All | | | | Predomi- nantly Black Colleges | 2-Year Colleges | | 4-Year Colleges | | | | Universities | | Predominantly Black Colleges | |
|--|-----------------------|--------------------|--------------------|-----------------------|---|--------------------|---------|-----------------|---------------------|-----------------|----------|--------------|---------|---------------------------------|---------|
| | All Insti- tutions | 2-Year Colleges | 4-Year Colleges | All Uni- versities | | Public | Private | Public | Private Nonsect. | Prot- estant | Catholic | Public | Private | Public | Private |
| | | | | | | | | | | | | | | | |
| Political Orientation | | | | | | | | | | | | | | | |
| far left..... | 1.8 | 1.9 | 1.9 | 1.5 | 4.3 | 1.9 | 2.4 | 2.0 | 2.2 | 1.3 | 1.4 | 1.6 | 1.5 | 5.0 | 2.6 |
| liberal..... | 20.6 | 17.9 | 21.6 | 23.0 | 26.5 | 17.8 | 18.8 | 20.4 | 25.7 | 19.3 | 21.5 | 22.2 | 26.1 | 24.0 | 33.4 |
| middle of the road..... | 56.7 | 62.2 | 54.2 | 52.4 | 44.7 | 62.9 | 57.5 | 57.0 | 48.2 | 51.5 | 56.7 | 54.3 | 45.6 | 45.1 | 43.6 |
| conservative..... | 19.5 | 16.6 | 20.7 | 21.8 | 20.5 | 16.2 | 19.6 | 18.9 | 22.4 | 26.4 | 19.3 | 20.8 | 25.3 | 21.1 | 18.8 |
| far right..... | 1.4 | 1.3 | 1.6 | 1.2 | 3.9 | 1.3 | 1.6 | 1.7 | 1.5 | 1.5 | 1.2 | 1.2 | 1.5 | 4.8 | 1.7 |
| Agree Strongly or Somewhat | | | | | | | | | | | | | | | |
| gov't not protecting consumer... | 62.4 | 65.9 | 62.3 | 57.1 | 71.7 | 65.7 | 66.9 | 62.6 | 62.7 | 60.6 | 61.7 | 57.5 | 55.8 | 70.6 | 74.6 |
| gov't not promoting disarmament. | 66.0 | 64.2 | 67.0 | 67.2 | 70.6 | 64.3 | 63.6 | 65.7 | 69.7 | 65.2 | 71.1 | 66.2 | 70.8 | 67.9 | 77.7 |
| gov't not controlling pollution. | 78.0 | 77.5 | 78.4 | 78.0 | 76.3 | 77.8 | 76.0 | 78.2 | 79.4 | 78.0 | 77.7 | 77.4 | 80.2 | 75.4 | 78.6 |
| fed gov't discourage energy use. | 71.7 | 70.8 | 72.2 | 72.1 | 68.6 | 70.6 | 72.0 | 71.8 | 73.6 | 72.1 | 71.5 | 71.9 | 73.0 | 67.4 | 71.8 |
| raise taxes to reduce deficit... | 22.8 | 19.9 | 23.4 | 26.4 | 27.8 | 19.8 | 20.5 | 23.4 | 24.7 | 23.1 | 20.7 | 26.1 | 27.2 | 30.4 | 20.9 |
| increase fed military spending.. | 26.8 | 28.3 | 26.9 | 24.2 | 33.6 | 27.7 | 32.1 | 29.1 | 24.5 | 26.2 | 19.9 | 25.3 | 19.9 | 36.8 | 25.3 |
| nuclear disarmament attainable.. | 54.2 | 54.3 | 54.6 | 53.6 | 52.4 | 54.5 | 53.0 | 54.3 | 55.2 | 53.3 | 57.0 | 53.4 | 54.5 | 51.1 | 55.9 |
| abolish death penalty..... | 26.6 | 25.1 | 28.5 | 25.7 | 49.5 | 25.0 | 25.5 | 27.7 | 30.1 | 26.5 | 33.1 | 24.6 | 29.8 | 51.0 | 45.8 |
| need national health care plan.. | 60.5 | 64.8 | 60.4 | 53.9 | 72.3 | 65.2 | 61.9 | 61.3 | 60.6 | 54.7 | 62.8 | 54.1 | 53.0 | 71.3 | 75.0 |
| abortion should be legalized.... | 54.9 | 53.1 | 53.1 | 60.8 | 48.7 | 53.4 | 50.5 | 54.6 | 58.5 | 45.5 | 40.1 | 61.8 | 57.0 | 43.9 | 61.6 |
| high school grading too easy.... | 50.1 | 46.6 | 50.9 | 54.2 | 37.7 | 47.1 | 43.2 | 50.3 | 51.2 | 54.1 | 49.0 | 53.5 | 56.7 | 37.5 | 38.2 |
| women's activities best in home.. | 22.4 | 25.0 | 22.5 | 18.4 | 34.9 | 24.6 | 27.5 | 22.7 | 22.8 | 22.2 | 20.0 | 19.0 | 16.2 | 37.5 | 28.2 |
| live together before marriage... | 47.4 | 50.4 | 44.1 | 47.9 | 47.4 | 51.3 | 44.5 | 46.1 | 47.4 | 33.3 | 39.0 | 48.6 | 45.5 | 46.8 | 48.8 |
| women should get job equality... | 91.4 | 90.1 | 91.7 | 92.9 | 87.2 | 90.1 | 90.1 | 91.7 | 91.9 | 91.4 | 92.2 | 92.6 | 93.8 | 85.7 | 91.3 |
| wealthy should pay more taxes... | 73.3 | 74.5 | 73.5 | 70.8 | 73.2 | 75.4 | 68.0 | 75.8 | 69.7 | 71.9 | 71.6 | 72.1 | 66.4 | 72.0 | 76.6 |
| marijuana should be legalized... | 21.8 | 22.3 | 20.5 | 22.9 | 24.7 | 22.4 | 21.8 | 21.0 | 23.0 | 15.9 | 17.5 | 23.7 | 19.9 | 26.5 | 19.8 |
| busing ok to achieve balance.... | 54.4 | 57.7 | 55.0 | 48.3 | 72.0 | 57.6 | 58.4 | 55.4 | 56.0 | 52.4 | 53.1 | 48.3 | 48.3 | 71.8 | 72.4 |
| prohibit homosexual relations... | 47.9 | 53.0 | 47.9 | 39.9 | 60.1 | 52.4 | 56.7 | 48.8 | 43.9 | 53.9 | 42.9 | 42.0 | 32.1 | 63.1 | 52.3 |
| col regulate students off campus | 14.3 | 16.0 | 14.7 | 10.8 | 32.3 | 15.6 | 19.0 | 14.8 | 15.1 | 15.2 | 12.1 | 10.7 | 10.9 | 35.5 | 24.0 |
| students help evaluate faculty.. | 70.7 | 67.8 | 71.0 | 74.8 | 66.0 | 68.0 | 66.6 | 70.4 | 72.4 | 71.0 | 71.5 | 74.2 | 76.8 | 65.2 | 68.1 |
| college has right to ban speaker | 25.3 | 28.1 | 24.9 | 21.5 | 35.3 | 27.9 | 29.5 | 25.5 | 23.4 | 26.1 | 22.9 | 22.1 | 19.6 | 39.3 | 25.0 |
| one can do little to change soc. | 37.2 | 40.3 | 35.9 | 34.5 | 45.4 | 40.4 | 39.6 | 37.5 | 34.9 | 32.8 | 33.3 | 35.9 | 29.2 | 47.6 | 39.6 |
| college increases earning power. | 71.8 | 77.6 | 69.3 | 66.7 | 80.3 | 77.9 | 75.1 | 72.6 | 64.5 | 64.4 | 68.4 | 69.5 | 57.0 | 80.9 | 78.6 |
| Permission to Use Student I.D.? | | | | | | | | | | | | | | | |
| yes | 79.5 | 78.3 | 81.1 | 78.6 | 81.7 | 78.7 | 74.9 | 83.2 | 76.9 | 80.5 | 79.3 | 79.5 | 75.2 | 81.8 | 81.5 |
| no | 20.5 | 21.7 | 18.9 | 21.4 | 18.3 | 21.3 | 25.1 | 16.8 | 23.1 | 19.5 | 20.7 | 20.5 | 24.8 | 18.2 | 18.5 |

59

- (**) This item is reported for the first time in 1985. Items not indicated with "***" are repeated or modified questions from one or more of the earlier surveys.
- (1) Percentages will sum to more than 100 if any students checked more than one category.
 - (2) Because no black two-year colleges participated in 1985, the associated black enrollment is deflated in two-year college norms and inflated in four-year college norms.
 - (3) Frequently only, all other items frequently plus occasionally.
 - (4) Based on the curriculum recommendations of the National Commission on Excellence in Education.
 - (5) Students who applied to no other college are not included in this item.
 - (6) Recategorization of this item from a longer list is shown in Appendix C of the AMERICAN FRESHMAN

WEIGHTED NATIONAL NORMS FOR UNIVERSITIES

FALL 1985

09

| | MEN | | | | | | WOMEN | | | | | |
|--|---------------------|------------|------------|----------------------|------------|------------|---------------------|------------|------------|----------------------|------------|------------|
| | Public Universities | | | Private Universities | | | Public Universities | | | Private Universities | | |
| | Selectivity Level | | | Selectivity Level | | | Selectivity Level | | | Selectivity Level | | |
| | Low | Medium | High | Low | Medium | High | Low | Medium | High | Low | Medium | High |
| Year Graduated from High School | | | | | | | | | | | | |
| 1985..... | 97.1 | 97.0 | 98.1 | 98.1 | 98.9 | 98.6 | 98.2 | 98.3 | 98.8 | 98.4 | 99.5 | 99.1 |
| 1984..... | 1.5 | 1.5 | 1.2 | 1.0 | 0.8 | 0.9 | 1.0 | 0.9 | 0.9 | 0.9 | 0.3 | 0.7 |
| 1983..... | 0.4 | 0.5 | 0.3 | 0.3 | 0.0 | 0.1 | 0.3 | 0.2 | 0.1 | 0.2 | 0.1 | 0.0 |
| 1982 or earlier..... | 0.9 | 0.6 | 0.3 | 0.3 | 0.3 | 0.1 | 0.5 | 0.4 | 0.1 | 0.3 | 0.1 | 0.1 |
| H.S. equivalency (G.E.D. test).. never completed high school..... | 0.1 0.0 | 0.3 0.1 | 0.1 0.0 | 0.1 0.1 | 0.0 0.0 | 0.0 0.2 | 0.1 0.0 | 0.2 0.1 | 0.1 0.1 | 0.1 0.0 | 0.0 0.0 | 0.0 0.1 |
| Age by December 31, 1985 | | | | | | | | | | | | |
| 16 or younger..... | 0.0 | 0.1 | 0.1 | 0.1 | 0.1 | 0.3 | 0.1 | 0.0 | 0.1 | 0.2 | 0.1 | 0.3 |
| 17..... | 1.5 | 1.9 | 2.7 | 2.6 | 2.6 | 5.0 | 2.3 | 2.6 | 4.0 | 4.1 | 5.0 | 7.4 |
| 18..... | 72.0 | 75.2 | 74.7 | 75.2 | 79.5 | 76.0 | 77.3 | 83.1 | 31.2 | 80.6 | 83.0 | 81.5 |
| 19..... | 24.3 | 20.7 | 20.9 | 20.8 | 17.0 | 18.0 | 19.1 | 13.4 | 14.1 | 14.3 | 11.6 | 10.4 |
| 20..... | 1.1 | 1.2 | 0.9 | 0.8 | 0.6 | 0.5 | 0.6 | 0.3 | 0.4 | 0.4 | 0.1 | 0.2 |
| 21-24..... | 0.9 | 0.7 | 0.5 | 0.3 | 0.2 | 0.1 | 0.4 | 0.3 | 0.2 | 0.2 | 0.0 | 0.1 |
| 25-29..... | 0.2 | 0.2 | 0.1 | 0.1 | 0.1 | 0.0 | 0.1 | 0.2 | 0.0 | 0.1 | 0.0 | 0.0 |
| 30-39..... | 0.0 | 0.1 | 0.1 | 0.0 | 0.0 | 0.0 | 0.0 | 0.1 | 0.0 | 0.1 | 0.0 | 0.0 |
| 40-54..... | 0.0 | 0.0 | 0.0 | 0.0 | 0.0 | 0.0 | 0.0 | 0.0 | 0.0 | 0.0 | 0.0 | 0.0 |
| 55 or older..... | 0.0 | 0.0 | 0.0 | 0.0 | 0.0 | 0.0 | 0.0 | 0.0 | 0.0 | 0.0 | 0.0 | 0.0 |
| Racial Background (1) (2) | | | | | | | | | | | | |
| White/Caucasian..... | 93.1 | 93.2 | 87.9 | 87.2 | 90.7 | 84.7 | 89.4 | 92.4 | 86.8 | 85.7 | 88.9 | 81.2 |
| Black/Negro/Afro-American..... | 4.5 | 3.6 | 3.5 | 3.8 | 2.3 | 3.8 | 8.4 | 4.8 | 5.2 | 6.2 | 4.0 | 6.7 |
| American Indian..... | 0.6 | 0.7 | 0.7 | 0.7 | 0.7 | 0.6 | 0.5 | 0.6 | 0.9 | 0.5 | 0.7 | 0.6 |
| Asian-American/Oriental..... | 1.8 | 2.1 | 6.1 | 4.4 | 5.0 | 9.0 | 1.6 | 1.6 | 5.9 | 3.9 | 5.3 | 9.4 |
| Mexican-American/Chicano..... | 0.3 | 0.5 | 1.2 | 1.9 | 1.0 | 2.2 | 0.4 | 0.5 | 1.1 | 1.6 | 1.1 | 2.3 |
| Puerto Rican-American..... | 0.2 | 0.4 | 0.7 | 1.2 | 0.6 | 0.4 | 0.2 | 0.4 | 0.6 | 1.0 | 0.9 | 0.4 |
| Other..... | 0.5 | 1.0 | 1.9 | 2.5 | 1.6 | 2.0 | 0.5 | 0.8 | 1.7 | 2.7 | 1.9 | 2.2 |
| Average Grade in High School | | | | | | | | | | | | |
| A or A+..... | 9.9 | 9.0 | 16.9 | 12.0 | 15.4 | 45.7 | 14.2 | 12.8 | 22.3 | 19.0 | 19.5 | 48.1 |
| A-..... | 13.0 | 13.6 | 21.9 | 15.8 | 20.8 | 28.9 | 14.7 | 17.8 | 25.3 | 20.2 | 24.0 | 28.2 |
| B+..... | 18.5 | 23.0 | 24.8 | 22.9 | 28.8 | 16.2 | 21.4 | 26.2 | 26.3 | 24.5 | 29.4 | 16.2 |
| B..... | 23.5 | 27.5 | 21.0 | 26.3 | 20.3 | 7.0 | 25.8 | 27.9 | 18.0 | 23.4 | 18.2 | 5.5 |
| B-..... | 15.0 | 15.2 | 9.5 | 14.0 | 8.6 | 1.6 | 11.3 | 9.1 | 5.6 | 8.9 | 5.4 | 1.4 |
| C+..... | 12.4 | 8.3 | 4.4 | 6.7 | 4.2 | 0.6 | 8.3 | 4.5 | 2.0 | 3.1 | 2.4 | 0.4 |
| C..... | 7.3 | 3.3 | 1.4 | 2.4 | 1.9 | 0.1 | 4.1 | 1.6 | 0.5 | 1.0 | 1.0 | 0.2 |
| D..... | 0.4 | 0.2 | 0.1 | 0.0 | 0.0 | 0.0 | 0.2 | 0.1 | 0.0 | 0.0 | 0.0 | 0.1 |
| Academic Rank in High School | | | | | | | | | | | | |
| top 20%..... | 47.2 | 51.1 | 65.2 | 49.8 | 60.7 | 90.5 | 54.6 | 60.6 | 74.6 | 61.9 | 68.1 | 91.8 |
| second 20%..... | 25.2 | 27.7 | 21.9 | 28.4 | 23.6 | 7.1 | 20.9 | 23.2 | 16.7 | 21.9 | 19.2 | 5.6 |
| middle 20%..... | 22.2 | 18.1 | 11.3 | 18.5 | 13.0 | 2.0 | 20.7 | 14.4 | 8.0 | 14.4 | 10.5 | 2.3 |
| fourth 20%..... | 4.6 | 2.6 | 1.3 | 3.0 | 2.4 | 0.2 | 3.3 | 1.4 | 0.6 | 1.6 | 2.0 | 0.3 |
| lowest 20%..... | 0.8 | 0.5 | 0.3 | 0.3 | 0.3 | 0.2 | 0.5 | 0.3 | 0.1 | 0.2 | 0.2 | 0.1 |
| Miles from Home to College | | | | | | | | | | | | |
| 5 or less..... | 6.1 | 4.4 | 3.2 | 5.4 | 3.8 | 1.9 | 5.6 | 4.2 | 2.7 | 4.4 | 3.1 | 2.3 |
| 6-10..... | 10.7 | 5.0 | 3.0 | 8.2 | 6.1 | 1.7 | 11.3 | 5.3 | 2.7 | 7.5 | 6.6 | 2.2 |
| 11-50..... | 21.1 | 17.4 | 17.7 | 20.7 | 17.4 | 9.2 | 22.4 | 17.6 | 17.4 | 21.2 | 16.1 | 11.3 |
| 51-100..... | 18.3 | 24.6 | 18.1 | 11.9 | 9.6 | 7.0 | 17.9 | 26.7 | 19.3 | 12.4 | 8.3 | 6.7 |
| 101-500..... | 38.6 | 42.6 | 49.1 | 31.4 | 39.6 | 33.7 | 38.3 | 40.3 | 47.9 | 33.0 | 39.4 | 32.1 |
| more than 500..... | 5.3 | 6.0 | 8.8 | 22.3 | 23.5 | 46.4 | 4.4 | 5.9 | 9.9 | 21.4 | 26.6 | 45.5 |

WEIGHTED NATIONAL NORMS FOR UNIVERSITIES

FALL 1985

| | MEN | | | | | | WOMEN | | | | | |
|---|---------------------|--------|------|----------------------|--------|-------|---------------------|--------|------|----------------------|--------|------|
| | Public Universities | | | Private Universities | | | Public Universities | | | Private Universities | | |
| | Selectivity Level | | | Selectivity Level | | | Selectivity Level | | | Selectivity Level | | |
| | Low | Medium | High | Low | Medium | High | Low | Medium | High | Low | Medium | High |
| Estimated Parental Income | | | | | | | | | | | | |
| less than \$6,000..... | 2.1 | 2.2 | 2.6 | 1.9 | 1.3 | 1.1 | 2.5 | 2.2 | 2.5 | 2.4 | 1.3 | 1.5 |
| \$6,000-\$9,999..... | 2.1 | 1.7 | 2.0 | 2.2 | 1.2 | 1.1 | 2.6 | 2.6 | 2.3 | 2.2 | 1.3 | 1.4 |
| \$10,000-\$14,999..... | 5.1 | 4.2 | 3.9 | 3.8 | 2.9 | 2.5 | 6.3 | 4.1 | 4.3 | 4.3 | 4.0 | 2.4 |
| \$15,000-\$19,999..... | 5.5 | 4.4 | 4.7 | 4.1 | 2.7 | 3.5 | 6.2 | 5.0 | 4.2 | 5.1 | 2.6 | 4.1 |
| \$20,000-\$24,999..... | 8.1 | 6.2 | 6.2 | 6.1 | 4.8 | 5.0 | 7.6 | 6.9 | 6.0 | 6.1 | 5.6 | 4.5 |
| \$25,000-\$29,999..... | 8.8 | 7.2 | 6.4 | 7.6 | 5.3 | 5.1 | 7.8 | 7.2 | 6.1 | 6.7 | 5.0 | 5.6 |
| \$30,000-\$34,999..... | 10.7 | 10.6 | 9.4 | 8.5 | 8.3 | 7.4 | 11.0 | 10.6 | 9.4 | 9.4 | 7.5 | 7.3 |
| \$35,000-\$39,999..... | 10.6 | 10.1 | 8.9 | 8.9 | 6.8 | 7.5 | 10.7 | 10.5 | 9.6 | 8.1 | 8.1 | 7.5 |
| \$40,000-\$49,999..... | 14.2 | 14.6 | 13.7 | 11.8 | 10.8 | 11.8 | 13.6 | 14.0 | 12.6 | 11.3 | 10.8 | 11.0 |
| \$50,000-\$59,999..... | 11.9 | 13.4 | 12.7 | 11.3 | 12.7 | 12.2 | 11.9 | 13.1 | 13.6 | 11.3 | 12.7 | 11.7 |
| \$60,000-\$74,999..... | 9.0 | 10.7 | 11.7 | 10.1 | 12.2 | 12.6 | 9.1 | 10.8 | 12.3 | 10.2 | 12.1 | 12.4 |
| \$75,000-\$99,999..... | 5.8 | 6.8 | 7.6 | 8.2 | 10.4 | 10.4 | 5.4 | 6.3 | 7.4 | 8.3 | 9.6 | 9.2 |
| \$100,000-\$149,999..... | 3.5 | 4.3 | 5.8 | 7.5 | 9.8 | 10.4 | 2.6 | 4.0 | 5.0 | 6.0 | 8.6 | 10.0 |
| \$150,000 or more..... | 2.6 | 3.5 | 4.5 | 8.0 | 10.8 | 9.4 | 2.7 | 3.0 | 4.7 | 8.6 | 10.6 | 11.5 |
| Persons Currently Dependent On Parents for Support | | | | | | | | | | | | |
| one..... | 7.4 | 5.6 | 5.0 | 6.0 | 4.6 | 3.3 | 5.8 | 4.6 | 3.9 | 4.8 | 3.7 | 2.8 |
| two..... | 14.0 | 13.8 | 12.3 | 14.6 | 12.0 | 10.3 | 13.1 | 12.4 | 10.3 | 12.0 | 9.6 | 9.1 |
| three..... | 22.8 | 21.7 | 19.2 | 19.9 | 17.4 | 17.5 | 22.0 | 20.8 | 20.3 | 20.5 | 17.4 | 17.0 |
| four..... | 30.5 | 29.7 | 31.6 | 28.8 | 29.6 | 31.8 | 30.4 | 30.8 | 33.7 | 31.3 | 31.1 | 33.0 |
| five..... | 16.9 | 18.7 | 20.5 | 17.8 | 20.7 | 22.8 | 18.3 | 20.0 | 20.1 | 19.2 | 21.1 | 23.7 |
| six or more..... | 8.4 | 10.6 | 11.3 | 12.9 | 15.8 | 14.4 | 10.4 | 11.4 | 11.5 | 12.3 | 17.1 | 14.4 |
| Number of Other Dependents Currently Attending College | | | | | | | | | | | | |
| none..... | 68.2 | 65.1 | 62.5 | 63.6 | 57.9 | 59.9 | 67.3 | 64.5 | 62.4 | 61.4 | 56.2 | 57.5 |
| one..... | 24.5 | 26.4 | 27.8 | 26.0 | 29.7 | 29.2 | 25.0 | 26.9 | 27.9 | 28.3 | 32.3 | 32.3 |
| two..... | 5.1 | 6.5 | 7.4 | 7.2 | 8.5 | 7.9 | 5.6 | 6.4 | 7.0 | 7.2 | 8.0 | 7.4 |
| three or more..... | 2.2 | 2.0 | 2.4 | 3.2 | 4.0 | 3.0 | 2.1 | 2.2 | 2.7 | 3.1 | 3.5 | 2.8 |
| Dependency Status for 1984 | | | | | | | | | | | | |
| lived with parents for 6+ weeks. | 97.4 | 97.5 | 97.3 | 97.1 | 97.4 | 97.9 | 98.1 | 98.4 | 98.3 | 98.0 | 98.7 | 98.0 |
| dependent on parent's tax return | 93.2 | 94.4 | 94.0 | 93.9 | 93.7 | 96.6 | 93.8 | 94.8 | 95.0 | 94.9 | 95.3 | 97.6 |
| received \$600+ from parents..... | 76.0 | 79.2 | 80.4 | 83.8 | 84.7 | 91.5 | 81.8 | 84.1 | 85.6 | 88.0 | 90.4 | 93.7 |
| Dependency Status for 1985 | | | | | | | | | | | | |
| living with parents for 6+ weeks | 84.5 | 85.0 | 83.4 | 81.6 | 81.3 | 86.3 | 84.4 | 86.0 | 82.7 | 83.6 | 82.7 | 85.3 |
| dependent on parent's tax return | 89.4 | 91.4 | 91.2 | 91.2 | 92.6 | 95.3 | 90.8 | 92.5 | 93.1 | 93.7 | 93.9 | 96.6 |
| receiving \$600+ from parents..... | 81.3 | 85.5 | 85.4 | 87.9 | 90.9 | 94.7 | 85.0 | 88.0 | 88.8 | 89.6 | 93.6 | 95.8 |
| Marital Status | | | | | | | | | | | | |
| not presently married..... | 99.5 | 99.6 | 99.7 | 99.8 | 99.8 | 100.0 | 99.6 | 99.7 | 99.8 | 99.8 | 99.8 | 99.9 |
| married, living with spouse..... | 0.4 | 0.3 | 0.2 | 0.1 | 0.1 | 0.0 | 0.4 | 0.2 | 0.1 | 0.1 | 0.1 | 0.0 |
| married, not living with spouse. | 0.1 | 0.1 | 0.1 | 0.1 | 0.1 | 0.0 | 0.1 | 0.1 | 0.1 | 0.1 | 0.1 | 0.0 |
| Twin Status | | | | | | | | | | | | |
| no..... | 98.0 | 98.4 | 98.5 | 98.5 | 98.3 | 98.5 | 98.4 | 98.3 | 98.3 | 98.5 | 98.3 | 98.4 |
| yes, identical..... | 0.8 | 0.6 | 0.5 | 0.5 | 0.8 | 0.5 | 0.5 | 0.7 | 0.7 | 0.4 | 0.5 | 0.4 |
| yes, fraternal..... | 1.2 | 1.0 | 1.0 | 1.0 | 0.9 | 1.0 | 1.1 | 1.0 | 1.1 | 1.1 | 1.2 | 1.1 |

WEIGHTED NATIONAL NORMS FOR UNIVERSITIES

FALL 1985

MEN

WOMEN

| | Public Universities | | | Private Universities | | | Public Universities | | | Private Universities | | |
|---|---------------------|--------|------|----------------------|--------|------|---------------------|--------|------|----------------------|--------|------|
| | Selectivity Level | | | Selectivity Level | | | Selectivity Level | | | Selectivity Level | | |
| | Low | Medium | High | Low | Medium | High | Low | Medium | High | Low | Medium | High |
| Activities Engaged in by Students During the Past Year | | | | | | | | | | | | |
| used a personal computer (3).... | 33.3 | 34.1 | 32.5 | 30.8 | 28.6 | 43.2 | 24.2 | 24.6 | 22.8 | 22.4 | 21.2 | 26.3 |
| played a musical instrument..... | 42.1 | 40.1 | 42.1 | 43.2 | 39.9 | 47.0 | 51.6 | 49.4 | 53.1 | 52.1 | 51.3 | 62.5 |
| attended a religious service..... | 85.0 | 83.0 | 78.9 | 86.7 | 88.7 | 79.9 | 90.3 | 88.4 | 85.8 | 91.6 | 91.6 | 83.1 |
| participated in speech or debate | 27.0 | 26.7 | 29.9 | 27.0 | 31.4 | 37.5 | 28.3 | 26.6 | 28.4 | 27.9 | 30.9 | 34.2 |
| pres of 1 or more student orgs.. | 28.7 | 25.0 | 29.1 | 29.3 | 31.1 | 41.5 | 31.9 | 30.1 | 34.3 | 35.1 | 39.0 | 45.1 |
| was bored in class..... | 94.2 | 93.9 | 94.7 | 93.8 | 95.6 | 94.4 | 95.6 | 95.8 | 96.0 | 95.2 | 95.2 | 95.4 |
| had major part in a play..... | 18.8 | 16.9 | 18.9 | 19.4 | 17.9 | 19.8 | 18.9 | 18.0 | 19.4 | 20.6 | 19.9 | 24.7 |
| won varsity letter in sports.... | 54.4 | 57.3 | 57.7 | 52.0 | 59.5 | 55.1 | 40.8 | 46.1 | 45.0 | 35.3 | 45.4 | 45.6 |
| didn't complete homework on time | 74.9 | 73.8 | 73.5 | 70.3 | 72.2 | 61.5 | 67.1 | 67.2 | 66.5 | 65.2 | 67.7 | 58.9 |
| won award in art contest..... | 16.8 | 16.0 | 15.9 | 17.3 | 15.9 | 15.0 | 16.5 | 16.0 | 16.4 | 17.1 | 18.4 | 17.3 |
| edited school paper, yearbook, mag | 13.5 | 13.7 | 17.0 | 15.9 | 20.8 | 27.1 | 22.8 | 23.7 | 27.7 | 23.7 | 30.0 | 38.5 |
| tutored another student..... | 48.2 | 48.5 | 55.5 | 57.5 | 56.9 | 72.4 | 50.5 | 51.8 | 58.7 | 60.8 | 64.0 | 74.1 |
| asked teacher for advice (3).... | 23.5 | 21.3 | 25.6 | 29.0 | 28.0 | 26.0 | 30.5 | 27.9 | 33.1 | 33.4 | 37.0 | 32.5 |
| participated in science contest. | 24.3 | 22.1 | 21.8 | 21.1 | 22.1 | 28.5 | 17.8 | 14.9 | 15.6 | 16.2 | 17.5 | 19.8 |
| did extra course work or reading | 65.7 | 65.3 | 66.6 | 72.0 | 68.0 | 76.2 | 75.3 | 74.8 | 75.3 | 78.1 | 77.4 | 82.8 |
| was guest in teacher's home..... | 33.4 | 30.4 | 34.3 | 32.2 | 33.2 | 39.0 | 35.3 | 32.9 | 36.0 | 35.6 | 36.2 | 41.8 |
| studied with other students..... | 89.7 | 89.3 | 90.7 | 90.9 | 91.1 | 92.1 | 94.2 | 93.7 | 94.1 | 95.0 | 94.9 | 94.6 |
| overslept and missed class/appt. | 29.0 | 29.1 | 32.4 | 29.1 | 29.7 | 26.8 | 28.4 | 28.4 | 31.2 | 29.0 | 29.0 | 26.1 |
| smoked cigarettes (3)..... | 4.8 | 4.4 | 4.0 | 5.0 | 4.7 | 1.8 | 8.1 | 8.0 | 7.3 | 7.7 | 8.1 | 3.7 |
| performed volunteer work..... | 70.0 | 68.2 | 70.8 | 72.8 | 75.6 | 78.1 | 74.5 | 73.6 | 77.8 | 79.2 | 80.6 | 81.6 |
| missed school because of illness | 70.9 | 72.8 | 73.0 | 73.7 | 75.5 | 70.1 | 83.4 | 84.7 | 83.6 | 83.9 | 86.1 | 79.7 |
| attended recital/concert..... | 76.5 | 76.3 | 78.4 | 79.1 | 78.8 | 81.5 | 84.0 | 84.2 | 86.2 | 85.3 | 85.6 | 90.2 |
| drank beer..... | 74.5 | 78.8 | 77.5 | 74.0 | 81.0 | 68.6 | 65.5 | 72.2 | 69.7 | 61.2 | 72.6 | 57.4 |
| stayed up all night..... | 77.9 | 75.2 | 75.8 | 74.2 | 76.8 | 68.8 | 78.6 | 77.4 | 77.1 | 75.5 | 76.7 | 69.9 |
| felt overwhelmed (3)..... | 14.2 | 13.1 | 15.1 | 14.2 | 15.7 | 12.7 | 22.5 | 24.7 | 27.6 | 25.8 | 27.7 | 25.2 |
| felt depressed (3)..... | 6.2 | 5.3 | 7.5 | 6.6 | 7.1 | 6.0 | 10.2 | 9.3 | 11.5 | 9.1 | 9.6 | 9.4 |
| Highest Degree Planned at Freshman College | | | | | | | | | | | | |
| none..... | 1.6 | 2.1 | 1.2 | 1.4 | 1.2 | 0.4 | 2.2 | 2.0 | 1.5 | 1.4 | 1.2 | 0.3 |
| vocational certificate..... | 0.2 | 0.2 | 0.2 | 0.2 | 0.2 | 0.0 | 0.3 | 0.2 | 0.1 | 0.2 | 0.1 | 0.0 |
| associate (A.A. or equivalent).. | 1.1 | 1.0 | 0.6 | 0.5 | 2.2 | 0.1 | 1.5 | 1.4 | 0.8 | 0.3 | 2.3 | 0.3 |
| bachelor's (B.A., B.S.)..... | 57.0 | 66.8 | 68.3 | 66.4 | 67.7 | 67.5 | 58.3 | 70.8 | 71.0 | 68.7 | 72.6 | 71.8 |
| master's (M.A., M.S.)..... | 26.4 | 21.7 | 19.5 | 21.5 | 18.2 | 20.2 | 24.0 | 18.6 | 17.7 | 20.1 | 15.7 | 17.5 |
| Ph.D. or Ed.D..... | 4.0 | 3.0 | 3.7 | 2.9 | 3.2 | 4.8 | 3.8 | 2.6 | 3.0 | 3.1 | 2.2 | 3.8 |
| M.D., D.C., D.D.S. or D.V.M..... | 6.4 | 2.4 | 4.2 | 2.4 | 3.7 | 4.5 | 6.4 | 2.4 | 3.5 | 2.5 | 2.5 | 4.4 |
| LL.B. or J.D. (law)..... | 2.1 | 1.5 | 1.6 | 3.6 | 3.1 | 2.0 | 2.1 | 1.0 | 1.6 | 2.8 | 2.8 | 1.5 |
| B.D. or M.Div. (divinity)..... | 0.2 | 0.3 | 0.1 | 0.2 | 0.1 | 0.0 | 0.2 | 0.0 | 0.1 | 0.1 | 0.1 | 0.1 |
| other..... | 0.9 | 0.9 | 0.7 | 0.9 | 0.4 | 0.4 | 1.2 | 0.9 | 0.6 | 0.9 | 0.5 | 0.3 |
| Highest Degree Planned Anywhere | | | | | | | | | | | | |
| none..... | 1.5 | 1.2 | 0.8 | 1.2 | 1.3 | 0.4 | 1.3 | 1.2 | 0.9 | 1.0 | 0.8 | 0.3 |
| vocational certificate..... | 0.2 | 0.2 | 0.2 | 0.2 | 0.0 | 0.1 | 0.2 | 0.1 | 0.1 | 0.1 | 0.1 | 0.0 |
| associate (A.A. or equivalent).. | 0.5 | 0.4 | 0.3 | 0.2 | 0.1 | 0.0 | 0.9 | 0.6 | 0.3 | 0.1 | 0.2 | 0.0 |
| bachelor's (B.A., B.S.)..... | 38.7 | 37.2 | 27.1 | 24.7 | 20.0 | 10.2 | 40.0 | 40.8 | 27.5 | 29.8 | 20.2 | 9.1 |
| master's (M.A., M.S.)..... | 35.1 | 37.2 | 36.6 | 36.6 | 39.5 | 35.1 | 34.3 | 35.6 | 38.3 | 37.4 | 39.2 | 35.2 |
| Ph.D. or Ed.D..... | 10.8 | 11.2 | 15.9 | 12.7 | 15.6 | 27.1 | 8.9 | 8.8 | 13.9 | 12.3 | 14.6 | 23.0 |
| M.E., D.C., D.D.S. or D.V.M..... | 8.7 | 6.9 | 11.3 | 12.4 | 13.6 | 17.0 | 9.2 | 7.7 | 11.4 | 9.9 | 13.2 | 20.3 |
| LL.B. or J.D. (law)..... | 3.6 | 4.4 | 6.6 | 10.1 | 8.8 | 9.3 | 3.7 | 3.9 | 6.7 | 8.2 | 10.6 | 11.3 |
| B.D. or M.Div. (divinity)..... | 0.2 | 0.3 | 0.2 | 0.5 | 0.3 | 0.2 | 0.2 | 0.2 | 0.1 | 0.2 | 0.2 | 0.1 |
| other..... | 0.8 | 1.0 | 1.0 | 1.3 | 0.8 | 0.6 | 1.2 | 1.2 | 0.9 | 1.0 | 1.0 | 0.6 |

WEIGHTED NATIONAL NORMS FOR UNIVERSITIES

FALL 1985

| | MEN | | | | | | WOMEN | | | | | |
|---|---------------------|--------|------|----------------------|--------|------|---------------------|--------|------|----------------------|--------|------|
| | Public Universities | | | Private Universities | | | Public Universities | | | Private Universities | | |
| | Selectivity Level | | | Selectivity Level | | | Selectivity Level | | | Selectivity Level | | |
| | Low | Medium | High | Low | Medium | High | Low | Medium | High | Low | Medium | High |
| Current Religious Preference | | | | | | | | | | | | |
| Baptist..... | 17.9 | 10.7 | 6.3 | 9.7 | 2.9 | 2.9 | 18.5 | 10.4 | 8.1 | 12.7 | 4.1 | 3.8 |
| Buddhist..... | 0.3 | 0.4 | 0.8 | 0.6 | 0.6 | 0.9 | 0.2 | 0.1 | 0.6 | 0.4 | 0.5 | 0.8 |
| Congregational (UCC)..... | 1.7 | 2.3 | 1.7 | 1.4 | 1.0 | 1.2 | 1.6 | 2.4 | 2.1 | 1.1 | 0.5 | 1.4 |
| Eastern Orthodox..... | 0.6 | 0.4 | 0.7 | 1.0 | 0.8 | 0.8 | 0.5 | 0.6 | 0.7 | 1.0 | 0.6 | 1.1 |
| Episcopal..... | 2.8 | 3.1 | 3.4 | 2.5 | 2.1 | 3.4 | 3.1 | 3.6 | 4.5 | 2.7 | 2.6 | 5.0 |
| Islamic..... | 0.2 | 0.2 | 0.3 | 0.6 | 0.4 | 0.5 | 0.1 | 0.1 | 0.2 | 0.3 | 0.1 | 0.4 |
| Jewish..... | 1.8 | 3.7 | 9.0 | 5.5 | 8.2 | 11.3 | 1.8 | 3.6 | 7.9 | 5.2 | 7.0 | 14.7 |
| Latter Day Saints (Mormon)..... | 0.4 | 0.2 | 0.3 | 0.1 | 0.0 | 0.4 | 0.3 | 0.1 | 0.2 | 0.1 | 0.1 | 0.5 |
| Lutheran..... | 7.3 | 9.9 | 5.9 | 4.3 | 3.7 | 3.1 | 6.2 | 10.4 | 5.5 | 4.6 | 3.6 | 3.8 |
| Methodist..... | 12.5 | 9.0 | 8.1 | 5.5 | 4.9 | 3.8 | 14.8 | 9.8 | 9.6 | 6.5 | 5.6 | 4.2 |
| Presbyterian..... | 6.3 | 5.4 | 5.8 | 3.9 | 3.3 | 4.9 | 7.7 | 5.6 | 7.6 | 5.0 | 4.1 | 5.7 |
| Quaker (Society of Friends)..... | 0.1 | 0.1 | 0.3 | 0.1 | 0.1 | 0.2 | 0.2 | 0.1 | 0.2 | 0.1 | 0.1 | 0.1 |
| Roman Catholic..... | 28.2 | 36.5 | 33.4 | 47.7 | 59.3 | 40.8 | 28.4 | 38.8 | 33.3 | 46.5 | 59.7 | 34.6 |
| Seventh Day Adventist..... | 0.2 | 0.2 | 0.2 | 0.2 | 0.1 | 0.2 | 0.2 | 0.2 | 0.2 | 0.1 | 0.1 | 0.1 |
| other Protestant..... | 4.6 | 3.4 | 4.1 | 4.0 | 2.3 | 3.3 | 4.7 | 3.4 | 4.0 | 3.8 | 2.4 | 3.7 |
| other religion..... | 4.3 | 3.0 | 3.5 | 3.3 | 2.1 | 3.5 | 4.5 | 2.9 | 3.6 | 3.4 | 2.6 | 3.7 |
| none..... | 10.9 | 11.5 | 16.2 | 9.4 | 8.1 | 18.8 | 7.2 | 8.0 | 11.8 | 6.4 | 6.2 | 16.4 |
| Student Considers Self a "Born-Again" Christian | | | | | | | | | | | | |
| yes..... | 27.7 | 18.3 | 13.1 | 19.3 | 8.8 | 7.8 | 29.6 | 18.5 | 14.9 | 22.1 | 10.0 | 9.1 |
| no..... | 72.3 | 81.7 | 86.9 | 80.7 | 91.2 | 92.2 | 70.4 | 81.5 | 85.1 | 77.9 | 90.0 | 90.9 |
| Have Met or Exceeded Recommended Years of Study in (#) | | | | | | | | | | | | |
| English (4 years)..... | 96.4 | 93.5 | 94.4 | 96.1 | 97.0 | 98.4 | 96.6 | 95.3 | 96.6 | 97.4 | 98.0 | 98.4 |
| mathematics (3 years)..... | 94.2 | 94.5 | 97.5 | 96.3 | 97.8 | 99.3 | 91.7 | 91.9 | 95.5 | 94.2 | 97.8 | 98.6 |
| foreign language (2 years)..... | 68.4 | 69.7 | 84.6 | 82.0 | 92.3 | 95.1 | 77.9 | 78.0 | 92.0 | 87.7 | 94.5 | 97.3 |
| physical science (2 years)..... | 67.3 | 67.7 | 75.4 | 65.9 | 76.0 | 85.2 | 51.3 | 54.6 | 62.3 | 53.6 | 64.1 | 73.5 |
| biological science (2 years)..... | 35.8 | 33.3 | 34.6 | 33.3 | 34.8 | 35.1 | 42.4 | 40.7 | 39.2 | 38.8 | 41.0 | 40.9 |
| history or Am. gov't (1 year).... | 99.1 | 99.6 | 99.3 | 99.6 | 99.5 | 99.6 | 99.0 | 99.5 | 99.4 | 99.6 | 99.7 | 99.7 |
| computer science (1/2 year)..... | 65.7 | 73.2 | 71.0 | 67.2 | 72.2 | 69.2 | 55.0 | 61.7 | 60.3 | 57.1 | 63.0 | 61.8 |
| art or music (1 year)..... | 57.1 | 52.1 | 51.6 | 49.7 | 50.1 | 55.5 | 67.3 | 65.7 | 65.8 | 64.6 | 65.1 | 71.3 |
| Student Rated Self Above Average or Highest 10% in | | | | | | | | | | | | |
| academic ability..... | 70.5 | 77.2 | 84.0 | 79.6 | 84.7 | 97.0 | 64.2 | 72.9 | 81.3 | 75.1 | 82.8 | 95.9 |
| artistic ability..... | 26.4 | 27.0 | 28.9 | 28.0 | 25.1 | 35.2 | 23.2 | 24.7 | 28.5 | 27.4 | 26.9 | 40.0 |
| drive to achieve..... | 66.2 | 66.7 | 71.8 | 73.8 | 75.1 | 87.7 | 68.4 | 71.0 | 76.2 | 76.0 | 78.3 | 91.7 |
| emotional health..... | 66.7 | 66.9 | 68.0 | 69.3 | 71.4 | 74.1 | 61.3 | 60.9 | 62.8 | 62.5 | 65.4 | 69.2 |
| leadership ability..... | 58.7 | 60.1 | 62.0 | 64.9 | 64.1 | 74.3 | 53.8 | 55.6 | 58.2 | 60.6 | 61.8 | 74.7 |
| mathematical ability..... | 57.5 | 59.6 | 66.4 | 56.1 | 64.1 | 83.7 | 38.1 | 41.8 | 48.4 | 42.1 | 46.4 | 70.5 |
| physical health..... | 73.8 | 75.2 | 74.5 | 72.3 | 75.8 | 75.3 | 55.9 | 57.9 | 58.6 | 56.4 | 59.1 | 64.3 |
| popularity..... | 52.5 | 52.5 | 53.4 | 52.2 | 55.4 | 57.7 | 45.9 | 45.0 | 46.9 | 45.3 | 49.6 | 54.4 |
| self-confidence (intell)..... | 68.4 | 68.4 | 72.8 | 72.9 | 73.1 | 87.7 | 54.4 | 55.8 | 60.4 | 61.6 | 61.8 | 78.5 |
| self-confidence (social)..... | 53.5 | 52.7 | 52.4 | 55.1 | 55.3 | 54.7 | 50.4 | 48.6 | 49.9 | 51.3 | 51.1 | 55.5 |
| writing ability..... | 40.8 | 42.7 | 51.8 | 48.1 | 51.0 | 69.7 | 46.5 | 47.8 | 55.1 | 49.4 | 53.5 | 72.4 |
| U.S. Citizen | | | | | | | | | | | | |
| yes..... | 99.0 | 98.1 | 96.0 | 95.6 | 96.3 | 94.9 | 99.1 | 98.6 | 96.7 | 95.7 | 96.8 | 96.0 |
| no..... | 1.0 | 1.9 | 4.0 | 4.4 | 3.7 | 5.1 | 0.9 | 1.4 | 3.3 | 4.3 | 3.2 | 4.0 |

WEIGHTED NATIONAL NORMS FOR UNIVERSITIES

FALL 1985

| | MEN | | | | | | WOMEN | | | | | |
|---|---------------------|--------|------|----------------------|--------|------|---------------------|--------|------|----------------------|--------|------|
| | Public Universities | | | Private Universities | | | Public Universities | | | Private Universities | | |
| | Selectivity Level | | | Selectivity Level | | | Selectivity Level | | | Selectivity Level | | |
| | Low | Medium | High | Low | Medium | High | Low | Medium | High | Low | Medium | High |
| Reasons Noted as Very Important in Deciding to go to College | | | | | | | | | | | | |
| get a better job..... | 84.0 | 82.5 | 79.4 | 80.1 | 80.2 | 75.0 | 84.6 | 82.9 | 79.5 | 77.9 | 78.6 | 71.8 |
| gain general education..... | 53.4 | 53.0 | 58.0 | 60.2 | 59.4 | 70.5 | 68.0 | 67.9 | 74.1 | 73.2 | 75.0 | 85.2 |
| improve reading and study skills | 33.7 | 30.3 | 32.0 | 37.2 | 34.2 | 30.1 | 42.3 | 38.8 | 39.4 | 41.1 | 40.4 | 35.5 |
| nothing better to do..... | 2.4 | 2.1 | 3.2 | 1.9 | 1.9 | 3.0 | 1.3 | 1.3 | 1.8 | 1.7 | 1.1 | 2.1 |
| become a more cultured person... | 24.6 | 24.8 | 30.5 | 34.1 | 33.5 | 38.4 | 37.9 | 38.2 | 46.0 | 48.5 | 49.5 | 55.7 |
| make more money..... | 76.9 | 74.6 | 70.4 | 69.1 | 68.7 | 56.9 | 69.8 | 65.5 | 61.1 | 58.3 | 56.1 | 47.7 |
| learn more about things..... | 69.6 | 66.5 | 71.1 | 71.6 | 66.9 | 79.4 | 79.8 | 78.5 | 82.2 | 79.8 | 81.5 | 88.9 |
| prepare for graduate school..... | 44.3 | 42.8 | 50.5 | 54.8 | 56.5 | 61.8 | 50.9 | 46.2 | 52.6 | 54.2 | 59.2 | 63.8 |
| parents wanted me to go..... | 16.2 | 15.7 | 17.5 | 18.3 | 17.9 | 15.6 | 18.0 | 16.3 | 18.5 | 20.4 | 19.9 | 17.1 |
| could not find a job..... | 2.8 | 2.1 | 2.0 | 2.0 | 1.5 | 1.1 | 2.6 | 2.0 | 2.0 | 1.9 | 1.1 | 0.8 |
| get away from home..... | 10.7 | 11.2 | 12.7 | 10.7 | 10.7 | 10.7 | 10.1 | 10.8 | 11.1 | 8.3 | 9.6 | 10.4 |
| Reasons Noted as Very Important in Selecting this College | | | | | | | | | | | | |
| relatives wanted me to come here | 4.8 | 4.0 | 4.5 | 5.0 | 4.7 | 6.1 | 6.6 | 5.1 | 6.1 | 6.4 | 6.1 | 6.7 |
| teacher advised me..... | 2.6 | 2.3 | 2.6 | 3.2 | 3.6 | 5.1 | 2.4 | 2.7 | 2.8 | 3.3 | 3.6 | 5.1 |
| has a good academic reputation.. | 51.1 | 57.5 | 71.6 | 67.5 | 77.7 | 91.6 | 59.9 | 64.9 | 78.7 | 75.3 | 82.3 | 91.7 |
| has a good social reputation.... | 33.1 | 29.7 | 37.1 | 25.4 | 29.2 | 21.5 | 35.5 | 31.2 | 36.1 | 27.5 | 29.2 | 19.8 |
| offered financial assistance.... | 13.4 | 10.4 | 11.0 | 29.1 | 26.7 | 26.8 | 15.6 | 11.1 | 11.8 | 31.3 | 27.9 | 30.5 |
| offers special educ programs.... | 16.2 | 14.1 | 13.4 | 19.5 | 13.7 | 19.3 | 24.8 | 21.3 | 20.8 | 27.7 | 21.6 | 27.0 |
| has low tuition..... | 19.3 | 19.8 | 27.5 | 3.5 | 2.3 | 0.9 | 21.2 | 19.7 | 25.7 | 4.5 | 2.9 | 0.8 |
| advice of guidance counselor.... | 4.0 | 5.0 | 5.4 | 5.4 | 6.6 | 6.3 | 4.2 | 5.5 | 5.0 | 5.4 | 5.3 | 5.7 |
| wanted to live near home..... | 14.3 | 11.3 | 7.8 | 11.6 | 8.5 | 3.4 | 18.2 | 14.6 | 9.4 | 13.9 | 10.7 | 5.7 |
| friend suggested attending..... | 5.5 | 6.1 | 5.1 | 7.1 | 5.3 | 3.9 | 6.8 | 6.7 | 5.2 | 6.7 | 5.3 | 3.7 |
| college rep recruited me..... | 1.6 | 1.5 | 1.8 | 4.4 | 4.3 | 3.0 | 1.2 | 1.1 | 1.2 | 4.1 | 2.7 | 2.2 |
| athletic department recruited me | 3.4 | 3.3 | 4.1 | 4.5 | 4.9 | 5.4 | 1.6 | 1.1 | 1.8 | 1.9 | 2.0 | 3.1 |
| graduates go to top grad schools | 21.4 | 20.4 | 32.6 | 35.5 | 39.6 | 57.4 | 27.7 | 26.1 | 37.1 | 37.6 | 44.0 | 57.5 |
| graduates get good jobs..... | 44.5 | 44.7 | 50.7 | 54.8 | 58.5 | 65.9 | 47.9 | 47.7 | 54.5 | 56.7 | 60.3 | 63.7 |
| not offered aid by first choice. | 4.2 | 3.9 | 5.8 | 4.2 | 4.1 | 2.1 | 4.4 | 4.1 | 5.7 | 3.9 | 5.1 | 2.5 |
| Number of Other Colleges Applied to for Admission this Year | | | | | | | | | | | | |
| none..... | 42.5 | 31.3 | 20.1 | 20.5 | 9.6 | 6.5 | 42.3 | 30.5 | 19.8 | 22.8 | 9.1 | 7.4 |
| one..... | 19.9 | 17.9 | 17.7 | 17.7 | 10.5 | 10.2 | 23.4 | 21.5 | 19.7 | 20.7 | 12.8 | 9.8 |
| two..... | 15.9 | 17.8 | 17.6 | 19.7 | 17.0 | 13.4 | 16.1 | 16.9 | 19.1 | 20.0 | 17.8 | 13.6 |
| three..... | 12.7 | 15.5 | 17.3 | 17.9 | 18.6 | 16.5 | 10.9 | 14.2 | 16.5 | 16.9 | 19.6 | 17.6 |
| four..... | 4.4 | 8.3 | 10.3 | 10.4 | 15.6 | 16.0 | 3.9 | 8.0 | 10.2 | 8.3 | 14.6 | 15.5 |
| five..... | 2.1 | 4.7 | 7.6 | 6.5 | 12.8 | 14.0 | 2.0 | 4.5 | 6.9 | 5.4 | 10.2 | 13.3 |
| six or more..... | 2.4 | 4.6 | 9.3 | 7.4 | 15.8 | 23.4 | 1.3 | 4.4 | 7.9 | 5.9 | 16.0 | 22.9 |
| Number of Other College Acceptances this Year (5) | | | | | | | | | | | | |
| none..... | 19.1 | 13.6 | 10.0 | 8.7 | 6.1 | 3.8 | 15.9 | 10.8 | 6.8 | 7.6 | 4.5 | 3.2 |
| one..... | 31.3 | 27.9 | 26.5 | 25.5 | 21.9 | 17.7 | 34.3 | 31.6 | 27.9 | 27.7 | 22.2 | 16.2 |
| two..... | 24.1 | 25.7 | 25.0 | 26.2 | 24.0 | 23.7 | 26.2 | 25.5 | 25.8 | 27.3 | 25.6 | 23.8 |
| three..... | 15.3 | 19.3 | 19.4 | 19.8 | 22.6 | 22.6 | 15.2 | 17.6 | 19.4 | 20.1 | 21.1 | 23.0 |
| four..... | 5.6 | 8.1 | 9.3 | 10.5 | 12.0 | 14.7 | 5.0 | 8.1 | 10.1 | 8.8 | 12.9 | 15.6 |
| five..... | 2.2 | 2.9 | 5.1 | 4.5 | 6.6 | 7.9 | 2.1 | 3.7 | 5.1 | 4.2 | 6.3 | 8.6 |
| six or more..... | 2.4 | 2.7 | 4.7 | 4.7 | 6.9 | 9.7 | 1.2 | 2.8 | 4.9 | 4.3 | 7.4 | 9.6 |

WEIGHTED NATIONAL NORMS FOR UNIVERSITIES

FALL 1985

| Probable Major Field of Study | MEN | | | | | | WOMEN | | | | | |
|----------------------------------|---------------------|--------|------|----------------------|--------|------|---------------------|--------|------|----------------------|--------|------|
| | Public Universities | | | Private Universities | | | Public Universities | | | Private Universities | | |
| | Selectivity Level | | | Selectivity Level | | | Selectivity Level | | | Selectivity Level | | |
| | Low | Medium | High | Low | Medium | High | Low | Medium | High | Low | Medium | High |
| ARTS and HUMANITIES | | | | | | | | | | | | |
| art, fine and applied..... | 1.2 | 1.1 | 1.1 | 0.8 | 0.7 | 0.9 | 1.7 | 2.3 | 2.4 | 1.6 | 1.8 | 1.8 |
| English (language & literature). | 0.5 | 0.6 | 1.6 | 0.7 | 1.5 | 1.8 | 0.9 | 1.2 | 3.0 | 1.4 | 2.9 | 4.3 |
| history..... | 0.6 | 0.8 | 1.4 | 0.9 | 2.2 | 1.8 | 0.3 | 0.3 | 0.7 | 0.6 | 1.1 | 1.6 |
| journalism..... | 1.6 | 2.5 | 1.3 | 2.2 | 1.6 | 1.8 | 3.7 | 4.0 | 2.3 | 3.6 | 2.9 | 4.7 |
| language (except English)..... | 0.2 | 0.3 | 0.4 | 0.2 | 0.4 | 0.6 | 0.7 | 0.9 | 1.7 | 1.1 | 1.6 | 2.2 |
| music..... | 1.4 | 0.6 | 0.6 | 2.2 | 0.7 | 1.2 | 1.1 | 0.7 | 0.4 | 1.6 | 1.3 | 1.9 |
| philosophy..... | 0.1 | 0.1 | 0.4 | 0.3 | 0.5 | 0.6 | 0.1 | 0.0 | 0.2 | 0.2 | 0.2 | 0.5 |
| speech..... | 0.0 | 0.1 | 0.1 | 0.2 | 0.0 | 0.1 | 0.1 | 0.1 | 0.3 | 0.4 | 0.1 | 0.5 |
| theater or drama..... | 0.3 | 0.5 | 0.5 | 0.6 | 0.8 | 1.1 | 0.7 | 0.7 | 1.0 | 1.1 | 1.7 | 2.2 |
| theology or religion..... | 0.1 | 0.0 | 0.1 | 0.3 | 0.3 | 0.1 | 0.0 | 0.0 | 0.1 | 0.1 | 0.1 | 0.2 |
| other arts and humanities..... | 0.5 | 0.4 | 0.4 | 0.4 | 0.4 | 0.8 | 1.0 | 0.9 | 0.9 | 0.7 | 1.1 | 1.0 |
| BIOLOGICAL SCIENCE | | | | | | | | | | | | |
| biology (general)..... | 1.9 | 2.0 | 3.2 | 4.0 | 4.0 | 2.7 | 1.8 | 2.2 | 3.5 | 3.4 | 4.6 | 5.2 |
| biochemistry or biophysics..... | 0.5 | 0.8 | 1.5 | 0.6 | 0.9 | 2.0 | 0.6 | 0.7 | 1.0 | 0.4 | 1.0 | 2.5 |
| botany..... | 0.1 | 0.0 | 0.0 | 0.0 | 0.0 | 0.0 | 0.0 | 0.0 | 0.0 | 0.0 | 0.0 | 0.0 |
| marine (life) science..... | 0.5 | 0.4 | 0.4 | 0.5 | 0.1 | 0.2 | 0.3 | 0.3 | 0.3 | 0.3 | 0.2 | 0.2 |
| microbiology or bacteriology.... | 0.2 | 0.2 | 0.5 | 0.1 | 0.4 | 0.4 | 0.3 | 0.2 | 0.6 | 0.2 | 0.1 | 0.8 |
| zoology..... | 0.3 | 0.3 | 1.1 | 0.2 | 0.1 | 0.0 | 0.5 | 0.4 | 1.1 | 0.1 | 0.2 | 0.1 |
| other biological science..... | 0.5 | 0.4 | 0.6 | 0.2 | 0.2 | 0.6 | 0.5 | 0.5 | 0.8 | 0.2 | 0.4 | 0.8 |
| BUSINESS | | | | | | | | | | | | |
| accounting..... | 4.4 | 6.7 | 3.9 | 7.4 | 6.2 | 1.2 | 6.0 | 7.3 | 4.9 | 6.7 | 4.5 | 0.9 |
| business admin. (general)..... | 7.2 | 8.5 | 6.8 | 8.4 | 6.9 | 4.2 | 5.4 | 6.8 | 5.7 | 5.1 | 5.6 | 3.0 |
| finance..... | 2.4 | 2.8 | 3.9 | 5.6 | 5.9 | 2.2 | 1.5 | 1.7 | 2.3 | 2.3 | 3.4 | 1.3 |
| marketing..... | 3.1 | 3.2 | 2.8 | 3.2 | 3.2 | 0.8 | 3.7 | 4.1 | 4.0 | 4.6 | 4.4 | 0.8 |
| management..... | 4.1 | 5.2 | 4.6 | 5.0 | 4.4 | 2.4 | 3.7 | 3.7 | 4.1 | 2.9 | 2.3 | 1.7 |
| secretarial studies..... | 0.0 | 0.0 | 0.0 | 0.0 | 0.0 | 0.0 | 0.5 | 0.2 | 0.1 | 0.0 | 0.0 | 0.0 |
| other business..... | 1.1 | 1.3 | 0.9 | 1.8 | 2.1 | 0.3 | 1.5 | 1.4 | 1.0 | 2.4 | 1.9 | 0.7 |
| EDUCATION | | | | | | | | | | | | |
| business education..... | 0.2 | 0.2 | 0.1 | 0.1 | 0.1 | 0.0 | 0.2 | 0.2 | 0.1 | 0.1 | 0.1 | 0.0 |
| elementary education..... | 0.2 | 0.1 | 0.1 | 0.1 | 0.1 | 0.0 | 4.1 | 3.4 | 2.5 | 2.8 | 1.7 | 0.1 |
| music or art education..... | 0.4 | 0.1 | 0.1 | 0.3 | 0.0 | 0.1 | 0.5 | 0.2 | 0.2 | 0.6 | 0.3 | 0.1 |
| physical education or recreation | 0.7 | 0.5 | 0.3 | 0.2 | 0.0 | 0.0 | 0.6 | 0.6 | 0.5 | 0.4 | 0.0 | 0.0 |
| secondary education..... | 0.9 | 0.5 | 0.4 | 0.3 | 0.2 | 0.0 | 1.6 | 1.1 | 0.9 | 0.8 | 0.7 | 0.2 |
| special education..... | 0.0 | 0.0 | 0.0 | 0.0 | 0.0 | 0.0 | 0.9 | 1.0 | 0.5 | 0.5 | 0.5 | 0.1 |
| other education..... | 0.1 | 0.1 | 0.1 | 0.1 | 0.0 | 0.0 | 0.4 | 0.4 | 0.3 | 0.2 | 0.2 | 0.1 |
| ENGINEERING | | | | | | | | | | | | |
| aeronautical or astronautical... | 3.8 | 3.3 | 3.3 | 0.6 | 1.0 | 3.7 | 0.4 | 0.4 | 0.4 | 0.1 | 0.1 | 0.8 |
| civil..... | 2.4 | 2.0 | 1.6 | 1.6 | 2.4 | 1.4 | 0.4 | 0.3 | 0.2 | 0.3 | 0.8 | 0.4 |
| chemical..... | 2.5 | 1.8 | 1.5 | 0.2 | 1.5 | 2.9 | 1.2 | 0.7 | 0.6 | 0.1 | 1.2 | 1.9 |
| electrical or electronic..... | 10.7 | 9.7 | 7.2 | 7.8 | 8.6 | 12.2 | 1.5 | 1.1 | 0.9 | 0.6 | 2.3 | 2.6 |
| industrial..... | 0.8 | 0.5 | 0.8 | 0.4 | 0.2 | 0.7 | 0.4 | 0.3 | 0.4 | 0.1 | 0.1 | 0.5 |
| mechanical..... | 5.8 | 4.6 | 3.8 | 3.3 | 5.5 | 3.9 | 0.7 | 0.5 | 0.3 | 0.3 | 0.9 | 1.0 |
| other engineering..... | 3.2 | 1.9 | 2.9 | 2.5 | 1.8 | 2.9 | 1.1 | 0.7 | 0.9 | 1.3 | 1.4 | 2.7 |

WEIGHTED NATIONAL NORMS FOR UNIVERSITIES

FALL 1985

| Major Field of Study (continued) | MEN | | | | | | WOMEN | | | | | |
|----------------------------------|---------------------|--------|------|----------------------|--------|------|---------------------|--------|------|----------------------|--------|------|
| | Public Universities | | | Private Universities | | | Public Universities | | | Private Universities | | |
| | Selectivity Level | | | Selectivity Level | | | Selectivity Level | | | Selectivity Level | | |
| | Low | Medium | High | Low | Medium | High | Low | Medium | High | Low | Medium | High |
| PHYSICAL SCIENCE | | | | | | | | | | | | |
| astronomy..... | 0.1 | 0.1 | 0.3 | 0.1 | 0.4 | 0.4 | 0.0 | 0.0 | 0.1 | 0.0 | 0.1 | 0.3 |
| atmospheric science..... | 0.1 | 0.2 | 0.2 | 0.0 | 0.1 | 0.0 | 0.0 | 0.1 | 0.0 | 0.0 | 0.0 | 0.0 |
| chemistry..... | 0.8 | 1.2 | 2.2 | 1.4 | 2.2 | 1.8 | 0.3 | 0.6 | 0.9 | 0.7 | 1.4 | 1.5 |
| earth science..... | 0.1 | 0.2 | 0.2 | 0.1 | 0.2 | 0.2 | 0.1 | 0.1 | 0.1 | 0.1 | 0.0 | 0.1 |
| marine science..... | 0.2 | 0.1 | 0.2 | 0.2 | 0.1 | 0.1 | 0.1 | 0.1 | 0.1 | 0.1 | 0.1 | 0.1 |
| mathematics..... | 0.6 | 0.8 | 1.4 | 0.8 | 0.8 | 2.1 | 0.6 | 0.9 | 1.6 | 0.8 | 0.9 | 2.2 |
| physics..... | 0.6 | 0.9 | 1.8 | 0.5 | 1.1 | 4.3 | 0.1 | 0.2 | 0.3 | 0.1 | 0.3 | 1.1 |
| statistics..... | 0.0 | 0.1 | 0.1 | 0.1 | 0.0 | 0.0 | 0.0 | 0.1 | 0.0 | 0.0 | 0.0 | 0.1 |
| other physical science..... | 0.1 | 0.2 | 0.2 | 0.0 | 0.0 | 0.1 | 0.1 | 0.1 | 0.1 | 0.0 | 0.0 | 0.2 |
| PROFESSIONAL | | | | | | | | | | | | |
| architecture or urban planning.. | 2.8 | 2.1 | 1.8 | 0.6 | 1.4 | 1.8 | 0.6 | 0.7 | 0.7 | 0.3 | 0.7 | 1.1 |
| home economics..... | 0.1 | 0.0 | 0.0 | 0.0 | 0.0 | 0.0 | 1.4 | 1.6 | 1.3 | 1.0 | 0.0 | 0.0 |
| health technology..... | 1.1 | 0.5 | 0.5 | 0.6 | 1.0 | 0.6 | 1.6 | 1.4 | 0.7 | 1.0 | 0.3 | 0.5 |
| library or archival science..... | 0.0 | 0.0 | 0.0 | 0.0 | 0.0 | 0.0 | 0.0 | 0.0 | 0.0 | 0.0 | 0.0 | 0.0 |
| nursing..... | 0.1 | 0.0 | 0.0 | 0.1 | 0.0 | 0.0 | 5.8 | 4.4 | 1.6 | 4.0 | 6.2 | 0.0 |
| pharmacy..... | 1.0 | 0.8 | 0.4 | 0.6 | 0.8 | 0.0 | 2.0 | 1.5 | 1.1 | 0.7 | 1.1 | 0.0 |
| preudent, premed, prevet..... | 5.2 | 3.6 | 5.4 | 6.7 | 6.7 | 8.8 | 5.8 | 4.4 | 5.7 | 5.5 | 5.9 | 10.1 |
| therapy (phys,occupat,etc)..... | 0.7 | 0.9 | 0.4 | 0.3 | 0.0 | 0.0 | 4.6 | 4.8 | 2.2 | 3.2 | 1.0 | 0.5 |
| other professional..... | 1.1 | 1.0 | 0.7 | 1.1 | 1.3 | 0.5 | 1.5 | 1.2 | 1.1 | 1.6 | 1.5 | 1.0 |
| SOCIAL SCIENCE | | | | | | | | | | | | |
| anthropology..... | 0.1 | 0.1 | 0.2 | 0.1 | 0.0 | 0.1 | 0.1 | 0.2 | 0.4 | 0.1 | 0.2 | 0.3 |
| economics..... | 0.1 | 0.5 | 1.6 | 0.5 | 1.4 | 3.5 | 0.1 | 0.2 | 1.0 | 0.3 | 1.0 | 2.3 |
| ethnic studies..... | 0.0 | 0.0 | 0.0 | 0.1 | 0.0 | 0.0 | 0.0 | 0.0 | 0.1 | 0.0 | 0.0 | 0.0 |
| geography..... | 0.1 | 0.1 | 0.0 | 0.0 | 0.0 | 0.0 | 0.0 | 0.0 | 0.0 | 0.0 | 0.0 | 0.0 |
| political science..... | 1.7 | 2.3 | 5.2 | 6.9 | 6.0 | 6.5 | 2.3 | 2.2 | 5.2 | 6.3 | 6.8 | 9.7 |
| psychology..... | 1.3 | 1.5 | 2.0 | 2.3 | 1.9 | 1.1 | 4.7 | 5.0 | 6.6 | 5.6 | 5.5 | 4.1 |
| social work..... | 0.1 | 0.1 | 0.0 | 0.1 | 0.1 | 0.1 | 1.2 | 1.0 | 0.5 | 0.6 | 0.8 | 0.2 |
| sociology..... | 0.2 | 0.1 | 0.2 | 0.1 | 0.1 | 0.1 | 0.3 | 0.5 | 0.6 | 0.4 | 0.4 | 0.3 |
| women's studies..... | 0.0 | 0.0 | 0.0 | 0.0 | 0.0 | 0.0 | 0.0 | 0.0 | 0.0 | 0.0 | 0.0 | 0.1 |
| other social science..... | 0.0 | 0.1 | 0.1 | 0.1 | 0.0 | 0.1 | 0.2 | 0.2 | 0.4 | 0.2 | 0.2 | 0.1 |
| TECHNICAL | | | | | | | | | | | | |
| building trades..... | 0.1 | 0.1 | 0.0 | 0.0 | 0.0 | 0.0 | 0.0 | 0.0 | 0.0 | 0.0 | 0.0 | 0.0 |
| data processing or programming.. | 1.9 | 2.3 | 1.4 | 1.3 | 1.0 | 1.3 | 1.0 | 0.7 | 0.6 | 0.5 | 0.4 | 0.2 |
| drafting or design..... | 0.1 | 0.2 | 0.1 | 0.2 | 0.1 | 0.0 | 0.2 | 0.3 | 0.2 | 0.1 | 0.0 | 0.0 |
| electronics..... | 0.2 | 0.2 | 0.1 | 0.1 | 0.0 | 0.1 | 0.0 | 0.0 | 0.0 | 0.0 | 0.0 | 0.0 |
| mechanics..... | 0.1 | 0.0 | 0.1 | 0.0 | 0.1 | 0.1 | 0.0 | 0.0 | 0.0 | 0.0 | 0.1 | 0.0 |
| other technical..... | 0.0 | 0.1 | 0.0 | 0.0 | 0.1 | 0.0 | 0.1 | 0.0 | 0.0 | 0.0 | 0.0 | 0.0 |
| OTHER FIELDS | | | | | | | | | | | | |
| agriculture..... | 2.7 | 2.3 | 1.8 | 0.0 | 0.0 | 0.0 | 1.2 | 0.9 | 0.4 | 0.0 | 0.0 | 0.0 |
| communications (radio,TV)..... | 1.8 | 2.1 | 2.0 | 3.9 | 1.4 | 1.2 | 3.1 | 2.9 | 3.8 | 5.9 | 2.0 | 2.7 |
| computer science..... | 2.1 | 3.5 | 2.2 | 2.1 | 1.6 | 2.5 | 1.2 | 1.5 | 1.2 | 1.1 | 0.7 | 0.8 |
| forestry..... | 0.3 | 0.7 | 0.3 | 0.0 | 0.0 | 0.0 | 0.2 | 0.2 | 0.0 | 0.0 | 0.0 | 0.0 |
| law enforcement..... | 1.2 | 0.8 | 0.2 | 0.7 | 0.3 | 0.1 | 0.5 | 0.5 | 0.2 | 0.3 | 0.2 | 0.1 |
| military science..... | 0.2 | 0.2 | 0.1 | 0.0 | 0.2 | 0.1 | 0.0 | 0.0 | 0.0 | 0.0 | 0.0 | 0.0 |
| other field..... | 0.7 | 0.7 | 0.5 | 0.4 | 0.3 | 0.2 | 1.0 | 1.1 | 1.0 | 1.0 | 0.3 | 0.5 |
| undecided..... | 5.7 | 5.1 | 5.5 | 4.6 | 4.0 | 6.5 | 7.8 | 8.6 | 9.1 | 8.8 | 8.3 | 10.3 |

WEIGHTED NATIONAL NORMS FOR UNIVERSITIES

FALL 1985

| Probable Career Occupation | MEN | | | | | | WOMEN | | | | | |
|----------------------------------|---------------------|--------|------|----------------------|--------|------|---------------------|--------|------|----------------------|--------|------|
| | Public Universities | | | Private Universities | | | Public Universities | | | Private Universities | | |
| | Selectivity Level | | | Selectivity Level | | | Selectivity Level | | | Selectivity Level | | |
| | Low | Medium | High | Low | Medium | High | Low | Medium | High | Low | Medium | High |
| accountant or actuary..... | 4.4 | 6.0 | 3.7 | 6.4 | 5.4 | 0.9 | 6.2 | 7.2 | 4.9 | 6.1 | 4.6 | 0.9 |
| actor or entertainer..... | 0.6 | 0.8 | 0.8 | 1.2 | 0.8 | 1.4 | 1.0 | 0.9 | 1.2 | 1.5 | 1.7 | 2.5 |
| architect or urban planner..... | 3.1 | 2.6 | 2.6 | 0.7 | 1.4 | 1.9 | 0.8 | 0.7 | 1.0 | 0.4 | 0.7 | 1.1 |
| artist..... | 1.1 | 1.0 | 0.9 | 0.6 | 0.8 | 0.6 | 1.2 | 1.6 | 1.6 | 1.0 | 0.9 | 1.3 |
| business (clerical)..... | 0.3 | 0.2 | 0.2 | 0.2 | 0.2 | 0.1 | 0.8 | 0.5 | 0.3 | 0.4 | 0.0 | 0.0 |
| business executive..... | 11.8 | 15.0 | 13.8 | 14.0 | 16.5 | 11.6 | 10.8 | 12.6 | 12.9 | 11.1 | 12.3 | 8.2 |
| business owner or proprietor.... | 4.1 | 4.5 | 3.8 | 5.9 | 4.7 | 2.5 | 1.7 | 2.0 | 1.7 | 2.4 | 1.8 | 0.9 |
| business salesperson or buyer... | 1.4 | 1.2 | 1.2 | 1.0 | 1.0 | 0.1 | 2.4 | 2.4 | 1.7 | 1.7 | 1.4 | 0.3 |
| clergyman (minister,priest)..... | 0.1 | 0.1 | 0.2 | 0.6 | 0.4 | 0.1 | 0.0 | 0.0 | 0.0 | 0.0 | 0.0 | 0.1 |
| clergy (other religious)..... | 0.0 | 0.1 | 0.1 | 0.2 | 0.2 | 0.1 | 0.1 | 0.0 | 0.0 | 0.2 | 0.0 | 0.1 |
| clinical psychologist..... | 0.3 | 0.6 | 0.6 | 0.8 | 0.8 | 0.4 | 2.1 | 2.0 | 2.5 | 2.3 | 2.3 | 1.6 |
| college teacher..... | 0.3 | 0.2 | 0.4 | 0.3 | 0.3 | 1.0 | 0.2 | 0.1 | 0.4 | 0.3 | 0.3 | 0.8 |
| computer programmer or analyst.. | 4.1 | 5.5 | 3.8 | 3.0 | 2.6 | 3.8 | 1.7 | 2.1 | 2.0 | 1.6 | 1.1 | 1.0 |
| conservationist or forester..... | 0.5 | 0.8 | 0.5 | 0.1 | 0.0 | 0.0 | 0.3 | 0.3 | 0.3 | 0.1 | 0.0 | 0.1 |
| dentist (incl orthodontist)..... | 1.4 | 0.7 | 1.0 | 2.1 | 1.7 | 0.4 | 0.7 | 0.4 | 0.6 | 1.4 | 0.5 | 0.2 |
| dietitian or home economist..... | 0.1 | 0.1 | 0.0 | 0.0 | 0.0 | 0.0 | 0.7 | 0.6 | 0.4 | 0.1 | 0.1 | 0.0 |
| engineer..... | 27.3 | 22.4 | 21.8 | 15.4 | 18.1 | 23.1 | 5.4 | 3.9 | 4.0 | 2.8 | 6.5 | 8.8 |
| farmer or rancher..... | 1.3 | 1.1 | 1.0 | 0.1 | 0.2 | 0.0 | 0.2 | 0.2 | 0.1 | 0.1 | 0.1 | 0.1 |
| foreign service worker..... | 0.6 | 0.6 | 1.1 | 2.5 | 1.8 | 1.7 | 1.0 | 1.2 | 2.6 | 3.6 | 2.3 | 4.5 |
| homemaker (full-time)..... | 0.0 | 0.1 | 0.0 | 0.1 | 0.1 | 0.0 | 0.2 | 0.2 | 0.1 | 0.2 | 0.1 | 0.1 |
| interior decorator..... | 0.0 | 0.1 | 0.1 | 0.0 | 0.0 | 0.0 | 1.5 | 1.6 | 1.0 | 1.2 | 0.6 | 0.2 |
| interpreter (translator)..... | 0.1 | 0.1 | 0.1 | 0.1 | 0.1 | 0.0 | 0.2 | 0.4 | 0.5 | 0.5 | 0.4 | 0.6 |
| lab technician or hygienist..... | 0.2 | 0.2 | 0.2 | 0.1 | 0.2 | 0.0 | 0.8 | 0.8 | 0.6 | 0.8 | 0.3 | 0.0 |
| law enforcement officer..... | 1.2 | 0.7 | 0.3 | 0.5 | 0.2 | 0.1 | 0.4 | 0.2 | 0.1 | 0.1 | 0.1 | 0.1 |
| lawyer (attorney) or judge..... | 4.5 | 5.0 | 6.8 | 9.6 | 9.2 | 8.2 | 4.4 | 4.0 | 7.1 | 8.3 | 10.5 | 9.1 |
| military service (career)..... | 1.5 | 0.8 | 1.0 | 0.7 | 1.4 | 0.8 | 0.2 | 0.1 | 0.2 | 0.0 | 0.2 | 0.0 |
| musician (performer,composer)... | 1.6 | 0.9 | 1.0 | 2.4 | 1.1 | 1.2 | 1.0 | 0.7 | 0.4 | 1.5 | 1.1 | 1.7 |
| nurse..... | 0.1 | 0.1 | 0.0 | 0.1 | 0.0 | 0.0 | 5.8 | 4.5 | 2.0 | 3.9 | 6.2 | 0.0 |
| optometrist..... | 0.7 | 0.2 | 0.2 | 0.2 | 0.1 | 0.2 | 0.4 | 0.2 | 0.2 | 0.3 | 0.4 | 0.0 |
| pharmacist..... | 0.9 | 0.9 | 0.7 | 0.7 | 0.7 | 0.1 | 2.0 | 1.7 | 1.5 | 0.9 | 1.1 | 0.1 |
| physician..... | 6.0 | 4.3 | 9.3 | 9.9 | 10.6 | 14.7 | 5.3 | 4.0 | 7.9 | 7.2 | 9.8 | 15.7 |
| school counselor..... | 0.1 | 0.1 | 0.1 | 0.0 | 0.1 | 0.0 | 0.3 | 0.3 | 0.2 | 0.3 | 0.1 | 0.1 |
| school principal or superintend. | 0.0 | 0.0 | 0.0 | 0.0 | 0.0 | 0.0 | 0.0 | 0.0 | 0.0 | 0.0 | 0.1 | 0.1 |
| scientific researcher..... | 1.6 | 2.3 | 2.8 | 1.6 | 2.7 | 6.5 | 1.3 | 1.6 | 1.9 | 1.0 | 1.3 | 4.9 |
| social, welfare or rec. worker.. | 0.1 | 0.2 | 0.2 | 0.3 | 0.1 | 0.1 | 1.5 | 1.5 | 1.3 | 1.1 | 1.1 | 0.2 |
| statistician..... | 0.1 | 0.2 | 0.1 | 0.1 | 0.1 | 0.0 | 0.1 | 0.1 | 0.1 | 0.0 | 0.0 | 0.3 |
| therapist (phys,occup,speech)... | 0.7 | 0.9 | 0.6 | 0.4 | 0.0 | 0.0 | 4.6 | 5.0 | 3.4 | 3.9 | 1.6 | 0.9 |
| teacher (elementary)..... | 0.2 | 0.2 | 0.2 | 0.1 | 0.0 | 0.0 | 4.5 | 4.2 | 2.8 | 3.3 | 2.0 | 0.3 |
| teacher (secondary)..... | 1.7 | 1.1 | 1.0 | 1.0 | 0.8 | 0.4 | 2.7 | 2.1 | 2.0 | 1.6 | 1.7 | 0.9 |
| veterinarian..... | 1.5 | 1.4 | 0.9 | 0.2 | 0.3 | 0.2 | 2.1 | 2.6 | 1.7 | 0.4 | 0.7 | 0.6 |
| writer or journalist..... | 1.6 | 2.7 | 2.4 | 3.2 | 2.3 | 3.3 | 3.4 | 4.1 | 4.2 | 4.9 | 4.0 | 8.0 |
| skilled trades..... | 0.4 | 0.3 | 0.2 | 0.2 | 0.1 | 0.0 | 0.2 | 0.1 | 0.1 | 0.0 | 0.0 | 0.1 |
| other..... | 4.4 | 4.3 | 3.6 | 4.4 | 3.0 | 2.3 | 7.6 | 6.8 | 6.0 | 6.7 | 4.4 | 4.1 |
| undecided..... | 8.3 | 9.4 | 10.6 | 8.5 | 10.3 | 11.7 | 12.2 | 14.6 | 16.6 | 15.0 | 15.7 | 19.4 |
| This College is Student's | | | | | | | | | | | | |
| first choice..... | 77.1 | 75.3 | 70.5 | 75.5 | 65.3 | 75.1 | 76.8 | 73.4 | 73.3 | 79.2 | 66.7 | 76.6 |
| second choice..... | 17.7 | 19.1 | 20.1 | 18.9 | 26.1 | 17.0 | 18.1 | 20.9 | 19.6 | 16.6 | 25.0 | 16.6 |
| third choice..... | 3.5 | 3.8 | 5.8 | 4.5 | 5.3 | 5.0 | 3.5 | 3.8 | 4.6 | 2.9 | 5.8 | 4.6 |
| less than third choice..... | 1.7 | 1.8 | 3.5 | 1.1 | 3.3 | 2.9 | 1.6 | 1.9 | 2.4 | 1.3 | 2.5 | 2.2 |

WEIGHTED NATIONAL NORMS FOR UNIVERSITIES

FALL 1985

| | MEN | | | | | | WOMEN | | | | | |
|--------------------------------------|---------------------|--------|------|----------------------|--------|------|---------------------|--------|------|----------------------|--------|------|
| | Public Universities | | | Private Universities | | | Public Universities | | | Private Universities | | |
| | Selectivity Level | | | Selectivity Level | | | Selectivity Level | | | Selectivity Level | | |
| | Low | Medium | High | Low | Medium | High | Low | Medium | High | Low | Medium | High |
| Father's Education | | | | | | | | | | | | |
| grammar school or less..... | 2.3 | 2.3 | 2.2 | 3.1 | 1.6 | 1.5 | 2.4 | 2.8 | 2.0 | 3.4 | 1.7 | 1.8 |
| some high school..... | 5.4 | 5.2 | 4.2 | 4.7 | 2.9 | 2.2 | 5.8 | 5.6 | 3.9 | 4.5 | 3.0 | 1.7 |
| high school graduate..... | 24.1 | 20.2 | 16.4 | 16.2 | 12.9 | 8.3 | 25.1 | 19.7 | 15.3 | 14.7 | 10.9 | 7.3 |
| postsecondary other than college | 4.6 | 4.7 | 3.7 | 3.6 | 3.5 | 2.4 | 4.7 | 4.7 | 4.2 | 4.7 | 3.0 | 2.6 |
| some college..... | 16.5 | 14.6 | 12.0 | 15.1 | 10.1 | 8.9 | 16.5 | 14.7 | 12.9 | 14.7 | 13.0 | 9.1 |
| college degree..... | 24.7 | 26.9 | 26.7 | 25.8 | 28.0 | 24.4 | 24.0 | 26.3 | 27.1 | 25.7 | 27.5 | 22.1 |
| some graduate school..... | 3.3 | 3.9 | 4.8 | 4.1 | 5.4 | 6.5 | 2.8 | 3.7 | 4.5 | 4.5 | 4.6 | 5.9 |
| graduate degree..... | 19.2 | 22.1 | 30.1 | 27.4 | 35.5 | 45.8 | 18.9 | 22.3 | 30.2 | 27.8 | 36.4 | 49.4 |
| Father's Occupation (6) | | | | | | | | | | | | |
| artist (incl performer)..... | 0.7 | 1.0 | 1.2 | 1.2 | 0.9 | 1.2 | 0.8 | 1.0 | 1.4 | 0.9 | 0.8 | 1.4 |
| businessman..... | 33.9 | 36.7 | 35.8 | 42.0 | 43.3 | 36.5 | 32.5 | 34.6 | 35.1 | 39.2 | 41.8 | 34.5 |
| clergy or religious worker..... | 0.7 | 0.6 | 0.7 | 1.2 | 0.7 | 0.8 | 0.7 | 0.6 | 0.7 | 0.9 | 0.6 | 1.0 |
| college teacher or administrator | 1.1 | 0.9 | 1.8 | 1.3 | 1.8 | 3.6 | 0.9 | 1.3 | 2.1 | 1.3 | 1.8 | 4.8 |
| doctor or dentist..... | 2.9 | 2.8 | 4.2 | 5.9 | 7.7 | 9.3 | 2.8 | 2.5 | 4.3 | 5.6 | 7.5 | 9.3 |
| education (secondary)..... | 3.6 | 4.0 | 4.8 | 2.9 | 3.8 | 4.5 | 3.7 | 3.5 | 4.6 | 2.7 | 3.6 | 3.9 |
| education (elementary)..... | 0.7 | 0.7 | 0.9 | 0.5 | 0.4 | 0.8 | 0.4 | 0.6 | 0.6 | 0.4 | 0.4 | 0.7 |
| engineer..... | 11.3 | 10.8 | 9.9 | 8.5 | 9.7 | 10.7 | 10.9 | 11.0 | 10.9 | 9.5 | 10.1 | 10.1 |
| farmer or forester..... | 3.9 | 4.3 | 4.0 | 1.5 | 1.4 | 0.9 | 3.8 | 4.1 | 2.9 | 1.5 | 1.3 | 0.7 |
| health professional (non-M.D.).. | 1.7 | 1.7 | 1.8 | 1.1 | 1.1 | 1.2 | 1.5 | 1.3 | 1.5 | 1.4 | 1.4 | 1.3 |
| lawyer..... | 1.6 | 1.9 | 3.5 | 3.6 | 4.3 | 6.3 | 1.6 | 1.9 | 3.3 | 4.1 | 4.7 | 6.7 |
| military (career)..... | 1.5 | 2.2 | 1.3 | 1.0 | 1.1 | 1.0 | 1.9 | 1.9 | 1.4 | 1.1 | 1.2 | 1.0 |
| research scientist..... | 0.7 | 1.0 | 1.3 | 0.7 | 0.6 | 2.4 | 0.6 | 0.8 | 0.9 | 0.4 | 1.0 | 2.5 |
| skilled worker..... | 9.5 | 7.6 | 6.7 | 6.7 | 5.2 | 4.0 | 8.0 | 7.0 | 5.4 | 6.4 | 4.3 | 3.9 |
| semi-skilled worker..... | 4.6 | 3.1 | 3.0 | 2.5 | 1.8 | 1.9 | 3.8 | 2.9 | 2.2 | 2.4 | 1.3 | 1.8 |
| laborer (unskilled)..... | 2.4 | 1.7 | 1.5 | 2.0 | 1.2 | 0.8 | 2.8 | 1.7 | 1.3 | 1.6 | 1.2 | 0.9 |
| unemployed..... | 1.7 | 1.4 | 1.4 | 1.6 | 1.2 | 1.2 | 1.7 | 1.7 | 1.6 | 2.1 | 1.3 | 1.2 |
| other occupation..... | 17.5 | 17.6 | 16.3 | 15.5 | 13.7 | 12.9 | 21.7 | 21.6 | 19.9 | 18.5 | 15.8 | 14.1 |
| Father's Religious Preference | | | | | | | | | | | | |
| Baptist..... | 18.8 | 11.2 | 6.6 | 9.4 | 3.0 | 3.4 | 18.4 | 10.3 | 7.9 | 12.1 | 4.5 | 3.8 |
| Buddhist..... | 0.2 | 0.3 | 1.1 | 0.7 | 0.7 | 1.1 | 0.2 | 0.2 | 1.1 | 0.7 | 1.0 | 1.2 |
| Congregational (UCC)..... | 1.6 | 2.4 | 1.8 | 1.5 | 1.1 | 1.7 | 1.3 | 2.1 | 2.1 | 1.1 | 0.8 | 1.6 |
| Eastern Orthodox..... | 0.6 | 0.5 | 0.9 | 1.1 | 0.8 | 1.1 | 0.6 | 0.7 | 0.9 | 1.0 | 0.5 | 1.5 |
| Episcopal..... | 2.9 | 3.4 | 3.7 | 2.9 | 2.6 | 3.7 | 2.8 | 4.0 | 4.4 | 2.9 | 2.9 | 5.3 |
| Islamic..... | 0.2 | 0.2 | 0.4 | 0.6 | 0.5 | 0.5 | 0.1 | 0.1 | 0.3 | 0.6 | 0.3 | 0.4 |
| Jewish..... | 2.0 | 4.3 | 10.5 | 6.5 | 9.1 | 12.4 | 2.1 | 4.0 | 8.8 | 5.9 | 7.9 | 15.9 |
| Latter Day Saints (Mormon)..... | 0.3 | 0.2 | 0.2 | 0.2 | 0.0 | 0.5 | 0.3 | 0.1 | 0.2 | 0.1 | 0.1 | 0.5 |
| Lutheran..... | 7.7 | 10.7 | 6.5 | 5.2 | 4.3 | 3.9 | 6.5 | 10.9 | 5.6 | 5.3 | 4.0 | 4.0 |
| Methodist..... | 13.9 | 9.7 | 9.1 | 6.0 | 5.1 | 4.6 | 15.1 | 10.0 | 10.0 | 7.3 | 5.6 | 4.7 |
| Presbyterian..... | 6.8 | 6.1 | 6.7 | 4.3 | 3.9 | 5.9 | 7.8 | 5.9 | 7.9 | 5.2 | 4.4 | 6.5 |
| Quaker (Society of Friends)..... | 0.2 | 0.1 | 0.3 | 0.1 | 0.2 | 0.3 | 0.2 | 0.1 | 0.2 | 0.0 | 0.1 | 0.0 |
| Roman Catholic..... | 27.0 | 36.0 | 33.8 | 47.4 | 57.6 | 40.6 | 26.9 | 37.0 | 32.0 | 44.3 | 57.2 | 34.4 |
| Seventh Day Adventist..... | 0.1 | 0.2 | 0.2 | 0.2 | 0.2 | 0.2 | 0.1 | 0.1 | 0.2 | 0.2 | 0.1 | 0.2 |
| other Protestant..... | 5.0 | 3.9 | 4.6 | 4.2 | 3.0 | 3.7 | 4.4 | 3.6 | 4.2 | 4.0 | 2.2 | 3.7 |
| other religion..... | 3.9 | 2.3 | 2.9 | 2.9 | 2.2 | 3.5 | 3.9 | 2.4 | 3.1 | 2.6 | 2.1 | 2.8 |
| none..... | 8.8 | 8.4 | 10.8 | 7.0 | 5.5 | 12.9 | 9.4 | 8.4 | 11.0 | 6.7 | 6.6 | 13.4 |

WEIGHTED NATIONAL NORMS FOR UNIVERSITIES FALL 1985

| | MEN | | | | | | WOMEN | | | | | |
|--------------------------------------|---------------------|--------|------|----------------------|--------|------|---------------------|--------|------|----------------------|--------|------|
| | Public Universities | | | Private Universities | | | Public Universities | | | Private Universities | | |
| | Selectivity Level | | | Selectivity Level | | | Selectivity Level | | | Selectivity Level | | |
| | Low | Medium | High | Low | Medium | High | Low | Medium | High | Low | Medium | High |
| Mother's Education | | | | | | | | | | | | |
| grammar school or less..... | 1.3 | 1.6 | 2.0 | 2.7 | 1.4 | 1.3 | 1.3 | 1.8 | 1.6 | 2.8 | 1.3 | 1.4 |
| some high school..... | 4.5 | 3.6 | 2.9 | 4.1 | 2.4 | 1.7 | 5.2 | 3.9 | 3.1 | 4.1 | 2.4 | 1.4 |
| high school graduate..... | 35.6 | 32.1 | 24.8 | 25.8 | 24.3 | 15.7 | 34.3 | 31.7 | 23.1 | 22.3 | 20.2 | 12.2 |
| postsecondary other than college | 7.6 | 7.4 | 7.6 | 6.8 | 7.6 | 6.8 | 8.5 | 8.3 | 7.8 | 7.3 | 8.1 | 6.0 |
| some college..... | 18.5 | 19.1 | 17.0 | 19.4 | 16.2 | 15.6 | 20.2 | 19.4 | 18.1 | 21.1 | 17.2 | 15.0 |
| college degree..... | 20.9 | 23.4 | 28.1 | 24.8 | 28.3 | 30.9 | 19.1 | 22.2 | 28.1 | 26.5 | 29.8 | 32.0 |
| some graduate school..... | 3.1 | 3.6 | 4.8 | 4.1 | 5.3 | 7.3 | 2.9 | 3.5 | 4.7 | 4.5 | 5.8 | 8.1 |
| graduate degree..... | 8.6 | 9.3 | 12.8 | 12.3 | 14.6 | 20.6 | 8.5 | 9.1 | 13.5 | 11.4 | 15.3 | 23.9 |
| Mother's Occupation (6) | | | | | | | | | | | | |
| artist (incl performer)..... | 1.3 | 1.8 | 2.5 | 2.2 | 2.2 | 3.7 | 1.3 | 1.7 | 2.5 | 2.4 | 2.8 | 3.7 |
| businesswoman..... | 13.7 | 13.9 | 13.7 | 14.9 | 13.0 | 12.6 | 14.7 | 14.7 | 14.0 | 14.0 | 13.4 | 12.6 |
| business (clerical)..... | 10.3 | 11.4 | 9.7 | 8.9 | 8.2 | 8.3 | 11.8 | 11.9 | 11.0 | 9.6 | 9.0 | 7.7 |
| clergy or religious worker..... | 0.2 | 0.2 | 0.2 | 0.2 | 0.0 | 0.2 | 0.1 | 0.1 | 0.1 | 0.3 | 0.1 | 0.2 |
| college teacher or administrator | 0.3 | 0.2 | 0.8 | 0.6 | 0.5 | 1.6 | 0.3 | 0.3 | 0.7 | 0.6 | 0.5 | 1.7 |
| doctor or dentist..... | 0.3 | 0.3 | 0.5 | 0.5 | 0.8 | 1.4 | 0.3 | 0.2 | 0.4 | 0.5 | 1.0 | 1.8 |
| education (secondary)..... | 4.3 | 4.1 | 5.0 | 4.5 | 5.4 | 5.7 | 4.1 | 4.1 | 5.1 | 4.4 | 4.7 | 6.8 |
| education (elementary)..... | 7.8 | 7.2 | 7.7 | 6.8 | 7.9 | 8.7 | 6.6 | 6.8 | 8.0 | 6.9 | 7.3 | 8.4 |
| engineer..... | 0.2 | 0.2 | 0.2 | 0.2 | 0.1 | 0.4 | 0.2 | 0.2 | 0.1 | 0.1 | 0.3 | 0.4 |
| farmer or forester..... | 0.4 | 0.4 | 0.5 | 0.1 | 0.1 | 0.1 | 0.2 | 0.3 | 0.2 | 0.2 | 0.2 | 0.1 |
| health professional (non-M.D.).. | 2.1 | 2.0 | 2.3 | 2.3 | 1.8 | 2.6 | 2.1 | 2.0 | 2.2 | 2.0 | 2.4 | 1.9 |
| homemaker (full-time)..... | 21.0 | 21.6 | 20.7 | 24.0 | 26.4 | 25.8 | 20.3 | 21.7 | 20.9 | 25.1 | 26.1 | 24.7 |
| lawyer..... | 0.2 | 0.2 | 0.5 | 0.3 | 0.3 | 0.8 | 0.2 | 0.2 | 0.3 | 0.3 | 0.5 | 1.4 |
| nurse..... | 8.1 | 7.5 | 7.7 | 7.6 | 7.0 | 6.5 | 8.2 | 7.8 | 7.3 | 7.2 | 7.8 | 5.3 |
| research scientist..... | 0.0 | 0.2 | 0.3 | 0.2 | 0.1 | 0.7 | 0.1 | 0.1 | 0.2 | 0.2 | 0.1 | 0.8 |
| social, welfare or rec. worker.. | 1.0 | 1.3 | 1.7 | 1.5 | 1.5 | 1.9 | 1.0 | 1.1 | 1.6 | 1.2 | 1.4 | 1.6 |
| skilled worker..... | 2.3 | 1.7 | 1.7 | 1.3 | 1.5 | 1.0 | 1.5 | 1.7 | 1.4 | 1.4 | 1.2 | 0.9 |
| semi-skilled worker..... | 2.7 | 2.9 | 2.6 | 1.7 | 1.8 | 1.6 | 2.1 | 1.6 | 1.6 | 1.2 | 1.0 | 1.1 |
| laborer (unskilled)..... | 1.6 | 1.5 | 1.4 | 1.1 | 0.5 | 0.4 | 1.7 | 1.3 | 1.0 | 1.1 | 0.8 | 0.7 |
| unemployed..... | 6.9 | 5.9 | 5.7 | 6.8 | 6.3 | 4.3 | 5.9 | 5.3 | 4.5 | 5.9 | 4.6 | 4.0 |
| other occupation..... | 15.3 | 15.6 | 14.6 | 14.3 | 14.5 | 11.7 | 17.4 | 16.9 | 16.9 | 15.7 | 14.9 | 14.2 |
| Mother's Religious Preference | | | | | | | | | | | | |
| Baptist..... | 19.3 | 11.1 | 7.0 | 10.2 | 3.3 | 3.6 | 19.3 | 10.8 | 8.0 | 12.5 | 3.7 | 4.3 |
| Buddhist..... | 0.2 | 0.4 | 1.2 | 0.8 | 0.8 | 1.2 | 0.2 | 0.2 | 1.2 | 0.8 | 1.0 | 1.5 |
| Congregational (UCC)..... | 1.8 | 2.5 | 1.9 | 1.7 | 1.3 | 1.8 | 1.4 | 2.5 | 2.3 | 1.2 | 0.9 | 1.7 |
| Eastern Orthodox..... | 0.6 | 0.5 | 0.8 | 1.0 | 0.7 | 1.0 | 0.5 | 0.6 | 0.8 | 1.1 | 0.6 | 1.2 |
| Episcopal..... | 3.1 | 3.8 | 4.2 | 2.9 | 2.9 | 4.5 | 3.3 | 4.0 | 4.9 | 2.9 | 3.3 | 6.0 |
| Islamic..... | 0.2 | 0.2 | 0.3 | 0.5 | 0.4 | 0.5 | 0.1 | 0.1 | 0.2 | 0.4 | 0.3 | 0.3 |
| Jewish..... | 1.9 | 4.1 | 10.0 | 6.2 | 8.6 | 12.6 | 1.9 | 3.9 | 8.5 | 5.5 | 7.7 | 15.8 |
| Latter Day Saints (Mormon)..... | 0.4 | 0.2 | 0.3 | 0.1 | 0.0 | 0.5 | 0.4 | 0.1 | 0.2 | 0.2 | 0.3 | 0.4 |
| Lutheran..... | 8.0 | 10.8 | 6.4 | 4.9 | 4.4 | 3.9 | 6.9 | 10.9 | 5.8 | 5.4 | 4.0 | 4.5 |
| Methodist..... | 13.9 | 10.1 | 9.6 | 6.0 | 5.1 | 4.6 | 15.6 | 10.7 | 10.5 | 7.8 | 6.2 | 4.9 |
| Presbyterian..... | 7.1 | 6.4 | 6.7 | 4.5 | 3.9 | 6.0 | 8.2 | 6.1 | 8.3 | 5.1 | 4.4 | 6.9 |
| Quaker (Society of Friends)..... | 0.1 | 0.1 | 0.3 | 0.1 | 0.2 | 0.2 | 0.2 | 0.1 | 0.2 | 0.0 | 0.1 | 0.1 |
| Roman Catholic..... | 29.0 | 38.1 | 35.9 | 49.5 | 59.8 | 43.4 | 28.3 | 39.0 | 34.3 | 46.1 | 58.7 | 36.1 |
| Seventh Day Adventist..... | 0.3 | 0.2 | 0.2 | 0.2 | 0.1 | 0.2 | 0.2 | 0.2 | 0.2 | 0.1 | 0.1 | 0.1 |
| other Protestant..... | 5.0 | 3.9 | 4.8 | 4.4 | 2.7 | 3.9 | 5.1 | 3.8 | 4.5 | 4.2 | 2.7 | 4.1 |
| other religion..... | 4.0 | 2.7 | 2.9 | 2.9 | 1.9 | 3.6 | 4.4 | 2.6 | 3.6 | 3.2 | 2.1 | 3.2 |
| none..... | 5.1 | 5.0 | 7.4 | 3.9 | 3.9 | 8.6 | 4.1 | 4.4 | 6.4 | 3.6 | 3.9 | 8.9 |

WEIGHTED NATIONAL NORMS FOR UNIVERSITIES

FALL 1985

SOURCES FOR EDUCATIONAL EXPENSES

| | MEN | | | | | | WOMEN | | | | | |
|---------------------------------------|---------------------|--------|------|----------------------|--------|------|---------------------|--------|------|----------------------|--------|------|
| | Public Universities | | | Private Universities | | | Public Universities | | | Private Universities | | |
| | Selectivity Level | | | Selectivity Level | | | Selectivity Level | | | Selectivity Level | | |
| | Low | Medium | High | Low | Medium | High | Low | Medium | High | Low | Medium | High |
| PERSONAL OR FAMILY RESOURCES: | | | | | | | | | | | | |
| Parental aid | | | | | | | | | | | | |
| none..... | 26.1 | 21.3 | 21.4 | 19.1 | 14.6 | 13.0 | 24.5 | 16.8 | 17.1 | 15.8 | 10.6 | 11.7 |
| \$1-\$499..... | 7.8 | 6.2 | 6.1 | 5.5 | 3.5 | 2.3 | 7.9 | 6.6 | 5.9 | 5.8 | 4.4 | 2.9 |
| \$500-\$999..... | 7.9 | 6.0 | 5.7 | 4.7 | 3.5 | 3.0 | 7.2 | 6.3 | 5.7 | 5.0 | 3.6 | 3.0 |
| \$1,000-\$1,499..... | 8.8 | 7.4 | 7.2 | 4.9 | 4.5 | 4.2 | 8.0 | 6.7 | 6.5 | 5.3 | 4.2 | 3.3 |
| \$1,500-\$1,999..... | 6.3 | 6.0 | 5.3 | 4.1 | 2.9 | 2.8 | 6.2 | 5.7 | 5.2 | 4.4 | 4.2 | 3.1 |
| \$2,000-\$3,000..... | 10.7 | 11.8 | 12.0 | 8.8 | 8.0 | 8.7 | 11.1 | 12.1 | 11.6 | 9.8 | 6.9 | 6.5 |
| over \$3,000..... | 32.2 | 41.3 | 42.3 | 52.9 | 62.9 | 65.9 | 34.9 | 45.7 | 48.0 | 53.9 | 66.0 | 69.6 |
| Spouse | | | | | | | | | | | | |
| none..... | 99.2 | 99.3 | 99.5 | 99.6 | 99.5 | 99.7 | 99.6 | 99.7 | 99.7 | 99.8 | 99.8 | 99.7 |
| \$1-\$499..... | 0.2 | 0.2 | 0.1 | 0.1 | 0.1 | 0.1 | 0.2 | 0.1 | 0.1 | 0.1 | 0.1 | 0.1 |
| \$500-\$999..... | 0.2 | 0.1 | 0.1 | 0.1 | 0.1 | 0.1 | 0.0 | 0.1 | 0.0 | 0.0 | 0.0 | 0.1 |
| \$1,000-\$1,499..... | 0.1 | 0.1 | 0.1 | 0.0 | 0.0 | 0.1 | 0.1 | 0.0 | 0.0 | 0.0 | 0.0 | 0.1 |
| \$1,500-\$1,999..... | 0.1 | 0.1 | 0.0 | 0.0 | 0.1 | 0.0 | 0.0 | 0.0 | 0.0 | 0.0 | 0.1 | 0.0 |
| \$2,000-\$3,000..... | 0.1 | 0.1 | 0.1 | 0.0 | 0.1 | 0.0 | 0.0 | 0.0 | 0.0 | 0.0 | 0.0 | 0.0 |
| over \$3,000..... | 0.2 | 0.1 | 0.1 | 0.1 | 0.0 | 0.0 | 0.0 | 0.1 | 0.0 | 0.1 | 0.0 | 0.0 |
| Savings from Summer Work | | | | | | | | | | | | |
| none..... | 46.7 | 39.6 | 39.9 | 46.2 | 41.0 | 33.6 | 48.7 | 38.1 | 39.9 | 47.9 | 39.6 | 37.5 |
| \$1-\$499..... | 19.5 | 18.4 | 19.1 | 17.8 | 17.2 | 14.1 | 24.7 | 25.7 | 25.9 | 22.8 | 22.2 | 17.4 |
| \$500-\$999..... | 14.5 | 17.7 | 19.4 | 14.3 | 18.0 | 23.9 | 14.5 | 18.8 | 19.1 | 14.9 | 18.9 | 24.5 |
| \$1,000-\$1,499..... | 9.9 | 13.0 | 12.6 | 10.7 | 12.9 | 16.7 | 7.2 | 11.0 | 10.2 | 8.9 | 11.4 | 13.4 |
| \$1,500-\$1,999..... | 3.8 | 5.3 | 4.2 | 4.8 | 4.5 | 5.5 | 2.6 | 3.4 | 2.8 | 3.1 | 4.2 | 4.1 |
| \$2,000-\$3,000..... | 3.9 | 4.2 | 3.5 | 4.2 | 4.7 | 4.3 | 1.8 | 2.2 | 1.7 | 1.7 | 2.7 | 2.4 |
| over \$3,000..... | 1.7 | 1.7 | 1.4 | 2.0 | 1.8 | 1.9 | 0.5 | 0.7 | 0.4 | 0.7 | 1.0 | 0.8 |
| Other Savings | | | | | | | | | | | | |
| none..... | 76.4 | 73.2 | 72.2 | 75.5 | 72.6 | 63.2 | 77.7 | 71.0 | 72.5 | 74.8 | 71.4 | 63.4 |
| \$1-\$499..... | 11.4 | 12.2 | 12.3 | 10.0 | 12.7 | 15.8 | 11.8 | 14.4 | 13.9 | 12.0 | 13.0 | 16.1 |
| \$500-\$999..... | 5.0 | 5.6 | 6.2 | 5.1 | 4.8 | 7.2 | 4.2 | 5.7 | 5.4 | 4.7 | 5.3 | 7.1 |
| \$1,000-\$1,499..... | 3.0 | 3.8 | 3.8 | 3.6 | 3.8 | 4.7 | 2.6 | 3.9 | 3.9 | 3.3 | 3.6 | 4.8 |
| \$1,500-\$1,999..... | 1.2 | 1.7 | 1.4 | 1.3 | 1.3 | 1.7 | 1.3 | 1.5 | 1.4 | 1.4 | 1.7 | 1.8 |
| \$2,000-\$3,000..... | 1.2 | 1.4 | 1.6 | 1.4 | 1.5 | 2.4 | 1.2 | 1.6 | 1.4 | 1.5 | 1.5 | 2.4 |
| over \$3,000..... | 1.8 | 2.0 | 2.3 | 3.2 | 3.3 | 5.0 | 1.3 | 1.9 | 1.6 | 2.3 | 3.4 | 4.4 |
| Full-time Job while in College | | | | | | | | | | | | |
| none..... | 97.7 | 98.6 | 98.7 | 98.6 | 98.6 | 98.8 | 98.4 | 98.8 | 99.3 | 98.6 | 99.4 | 99.4 |
| \$1-\$499..... | 0.8 | 0.6 | 0.4 | 0.2 | 0.5 | 0.1 | 0.6 | 0.4 | 0.2 | 0.6 | 0.0 | 0.2 |
| \$500-\$999..... | 0.6 | 0.4 | 0.4 | 0.4 | 0.4 | 0.3 | 0.5 | 0.4 | 0.2 | 0.3 | 0.3 | 0.2 |
| \$1,000-\$1,499..... | 0.5 | 0.2 | 0.2 | 0.3 | 0.2 | 0.5 | 0.3 | 0.2 | 0.1 | 0.3 | 0.2 | 0.2 |
| \$1,500-\$1,999..... | 0.2 | 0.1 | 0.1 | 0.1 | 0.1 | 0.1 | 0.1 | 0.1 | 0.0 | 0.1 | 0.0 | 0.1 |
| \$2,000-\$3,000..... | 0.1 | 0.1 | 0.1 | 0.2 | 0.0 | 0.1 | 0.1 | 0.1 | 0.1 | 0.1 | 0.0 | 0.0 |
| over \$3,000..... | 0.1 | 0.1 | 0.1 | 0.2 | 0.2 | 0.0 | 0.0 | 0.0 | 0.0 | 0.0 | 0.0 | 0.1 |

WEIGHTED NATIONAL NORMS FOR UNIVERSITIES

FALL 1985

SOURCES FOR EDUCATIONAL EXPENSES

| | MEN | | | | | | WOMEN | | | | | |
|---|---------------------|--------|------|----------------------|--------|------|---------------------|--------|------|----------------------|--------|------|
| | Public Universities | | | Private Universities | | | Public Universities | | | Private Universities | | |
| | Selectivity Level | | | Selectivity Level | | | Selectivity Level | | | Selectivity Level | | |
| | Low | Medium | High | Low | Medium | High | Low | Medium | High | Low | Medium | High |
| PERSONAL or FAMILY RESOURCES: | | | | | | | | | | | | |
| Part-time Job while in College | | | | | | | | | | | | |
| none..... | 72.3 | 72.7 | 75.4 | 71.4 | 74.2 | 68.8 | 69.0 | 68.5 | 72.5 | 67.3 | 69.8 | 66.6 |
| \$1-\$499..... | 15.1 | 14.9 | 14.0 | 11.8 | 12.1 | 8.6 | 18.8 | 19.1 | 16.9 | 15.8 | 16.3 | 10.0 |
| \$500-\$999..... | 7.7 | 8.5 | 7.2 | 8.8 | 7.9 | 8.3 | 8.1 | 8.6 | 7.3 | 9.7 | 7.8 | 7.7 |
| \$1,000-\$1,499..... | 3.2 | 2.8 | 2.2 | 5.2 | 4.4 | 9.2 | 3.0 | 2.7 | 2.4 | 5.2 | 4.8 | 9.5 |
| \$1,500-\$1,999..... | 1.0 | 0.7 | 0.8 | 1.5 | 0.9 | 4.4 | 0.7 | 0.7 | 0.7 | 1.3 | 0.8 | 5.4 |
| \$2,000-\$3,000..... | 0.5 | 0.3 | 0.2 | 1.0 | 0.1 | 0.4 | 0.3 | 0.3 | 0.2 | 0.8 | 0.2 | 0.6 |
| over \$3,000..... | 0.3 | 0.2 | 0.2 | 0.5 | 0.2 | 0.3 | 0.1 | 0.1 | 0.1 | 0.0 | 0.3 | 0.1 |
| AID WHICH NEED NOT BE REPAID: | | | | | | | | | | | | |
| Pell Grant | | | | | | | | | | | | |
| none..... | 88.0 | 89.9 | 86.6 | 85.1 | 88.3 | 89.8 | 87.2 | 89.2 | 87.2 | 84.3 | 88.6 | 90.0 |
| \$1-\$499..... | 2.7 | 2.0 | 3.0 | 1.9 | 2.2 | 1.5 | 3.2 | 2.4 | 2.7 | 2.4 | 1.7 | 1.8 |
| \$500-\$999..... | 3.3 | 2.8 | 3.3 | 3.7 | 3.1 | 2.3 | 2.9 | 2.9 | 3.4 | 3.9 | 2.9 | 2.3 |
| \$1,000-\$1,499..... | 3.0 | 2.6 | 3.2 | 4.0 | 2.8 | 2.6 | 3.1 | 2.6 | 3.3 | 4.0 | 2.6 | 2.4 |
| \$1,500-\$1,999..... | 1.6 | 1.5 | 1.9 | 2.3 | 1.6 | 2.0 | 1.8 | 1.6 | 1.8 | 2.1 | 1.3 | 1.8 |
| \$2,000-\$3,000..... | 1.1 | 0.8 | 1.6 | 2.3 | 1.6 | 1.4 | 1.4 | 0.9 | 1.5 | 2.8 | 2.3 | 1.6 |
| over \$3,000..... | 0.3 | 0.4 | 0.3 | 0.7 | 0.3 | 0.4 | 0.3 | 0.4 | 0.2 | 0.5 | 0.6 | 0.1 |
| Supplemental Educational Opportunity Grant | | | | | | | | | | | | |
| none..... | 97.7 | 96.6 | 96.1 | 93.6 | 93.9 | 88.8 | 97.6 | 96.4 | 96.2 | 92.8 | 95.4 | 89.0 |
| \$1-\$499..... | 0.9 | 1.1 | 1.6 | 1.0 | 1.2 | 0.6 | 1.0 | 1.2 | 1.2 | 1.0 | 0.8 | 0.7 |
| \$500-\$999..... | 0.7 | 1.2 | 1.2 | 1.4 | 2.3 | 1.1 | 0.6 | 1.5 | 1.3 | 1.7 | 1.1 | 1.0 |
| \$1,000-\$1,499..... | 0.4 | 0.6 | 0.6 | 2.3 | 1.1 | 2.6 | 0.5 | 0.7 | 0.7 | 2.5 | 1.2 | 2.3 |
| \$1,500-\$1,999..... | 0.2 | 0.2 | 0.2 | 0.8 | 0.5 | 1.4 | 0.2 | 0.2 | 0.2 | 0.6 | 0.6 | 0.8 |
| \$2,000-\$3,000..... | 0.0 | 0.2 | 0.2 | 0.7 | 0.6 | 4.9 | 0.1 | 0.1 | 0.2 | 1.1 | 0.4 | 5.5 |
| over \$3,000..... | 0.0 | 0.1 | 0.1 | 0.3 | 0.5 | 0.6 | 0.0 | 0.0 | 0.1 | 0.2 | 0.5 | 0.7 |
| State Scholarship or Grant | | | | | | | | | | | | |
| none..... | 90.7 | 91.5 | 79.4 | 83.6 | 85.5 | 89.3 | 89.8 | 90.8 | 83.3 | 82.3 | 87.0 | 86.9 |
| \$1-\$499..... | 3.8 | 2.3 | 12.6 | 1.8 | 2.8 | 1.3 | 4.1 | 2.8 | 8.7 | 2.1 | 1.9 | 1.3 |
| \$500-\$999..... | 2.9 | 2.7 | 3.3 | 3.6 | 4.5 | 1.9 | 3.0 | 3.0 | 3.7 | 3.7 | 4.1 | 3.6 |
| \$1,000-\$1,499..... | 1.6 | 2.0 | 3.3 | 3.6 | 2.6 | 2.6 | 2.2 | 2.2 | 3.1 | 4.2 | 2.4 | 2.5 |
| \$1,500-\$1,999..... | 0.3 | 0.8 | 0.6 | 1.7 | 0.8 | 0.7 | 0.3 | 0.6 | 0.5 | 1.7 | 0.7 | 0.8 |
| \$2,000-\$3,000..... | 0.4 | 0.4 | 0.5 | 3.3 | 1.4 | 1.9 | 0.4 | 0.3 | 0.5 | 4.3 | 1.4 | 2.3 |
| over \$3,000..... | 0.3 | 0.3 | 0.3 | 2.3 | 2.3 | 2.2 | 0.2 | 0.2 | 0.2 | 1.8 | 2.4 | 2.6 |
| College Work-Study Grant | | | | | | | | | | | | |
| none..... | 94.8 | 95.2 | 92.7 | 84.0 | 86.2 | 78.8 | 94.3 | 93.5 | 90.3 | 80.6 | 83.9 | 75.6 |
| \$1-\$499..... | 1.4 | 1.8 | 2.5 | 2.5 | 2.1 | 1.1 | 1.4 | 2.4 | 3.5 | 3.1 | 2.3 | 1.8 |
| \$500-\$999..... | 1.7 | 1.9 | 2.8 | 5.1 | 4.8 | 5.2 | 1.8 | 2.5 | 3.5 | 6.4 | 6.0 | 4.0 |
| \$1,000-\$1,499..... | 1.7 | 0.7 | 1.4 | 5.3 | 5.5 | 8.6 | 2.0 | 1.0 | 1.9 | 6.4 | 6.3 | 10.6 |
| \$1,500-\$1,999..... | 0.4 | 0.2 | 0.5 | 2.1 | 1.1 | 5.7 | 0.3 | 0.4 | 0.6 | 2.5 | 1.3 | 7.5 |
| \$2,000-\$3,000..... | 0.0 | 0.1 | 0.1 | 0.9 | 0.2 | 0.3 | 0.1 | 0.1 | 0.1 | 0.9 | 0.1 | 0.2 |
| over \$3,000..... | 0.0 | 0.1 | 0.0 | 0.1 | 0.1 | 0.2 | 0.0 | 0.0 | 0.0 | 0.1 | 0.1 | 0.3 |

WEIGHTED NATIONAL NORMS FOR UNIVERSITIES

FALL 1985

SOURCES FOR EDUCATIONAL EXPENSES

AID WHICH NEED NOT BE REPAYED:

Other College Grant

| |
|----------------------|
| none..... |
| \$1-\$499..... |
| \$500-\$999..... |
| \$1,000-\$1,499..... |
| \$1,500-\$1,999..... |
| \$2,000-\$3,000..... |
| over \$3,000..... |

| Public Universities | | | Private Universities | | |
|---------------------|--------|------|----------------------|--------|------|
| Selectivity Level | | | Selectivity Level | | |
| Low | Medium | High | Low | Medium | High |
| 85.1 | 87.4 | 84.1 | 67.9 | 67.0 | 62.3 |
| 3.8 | 2.6 | 5.2 | 2.3 | 1.6 | 1.4 |
| 3.8 | 3.6 | 3.4 | 4.2 | 2.5 | 2.1 |
| 3.5 | 2.8 | 3.2 | 6.3 | 3.9 | 2.0 |
| 1.2 | 1.3 | 0.9 | 2.2 | 2.3 | 1.5 |
| 1.0 | 0.9 | 1.5 | 5.0 | 6.4 | 4.3 |
| 1.5 | 1.4 | 1.7 | 12.1 | 16.3 | 26.3 |

| Public Universities | | | Private Universities | | |
|---------------------|--------|------|----------------------|--------|------|
| Selectivity Level | | | Selectivity Level | | |
| Low | Medium | High | Low | Medium | High |
| 84.2 | 86.3 | 83.6 | 64.5 | 65.7 | 58.9 |
| 4.5 | 3.7 | 5.1 | 3.0 | 1.8 | 1.9 |
| 3.4 | 4.1 | 3.7 | 5.3 | 2.9 | 2.1 |
| 4.3 | 3.1 | 3.6 | 7.2 | 4.5 | 2.6 |
| 1.3 | 1.1 | 1.2 | 2.8 | 2.8 | 1.6 |
| 1.3 | 0.7 | 1.4 | 6.5 | 7.2 | 4.4 |
| 0.9 | 0.9 | 1.5 | 10.8 | 15.1 | 28.5 |

Corporate Tuition Assistance

| |
|----------------------|
| none..... |
| \$1-\$499..... |
| \$500-\$999..... |
| \$1,000-\$1,499..... |
| \$1,500-\$1,999..... |
| \$2,000-\$3,000..... |
| over \$3,000..... |

| | | | | | |
|------|------|------|------|------|------|
| 98.9 | 99.0 | 97.8 | 98.1 | 98.2 | 95.8 |
| 0.3 | 0.3 | 0.6 | 0.1 | 0.1 | 0.2 |
| 0.3 | 0.2 | 0.7 | 0.4 | 0.3 | 0.8 |
| 0.3 | 0.2 | 0.4 | 0.4 | 0.4 | 0.5 |
| 0.1 | 0.1 | 0.1 | 0.2 | 0.3 | 0.4 |
| 0.1 | 0.1 | 0.3 | 0.3 | 0.4 | 1.5 |
| 0.1 | 0.1 | 0.1 | 0.5 | 0.3 | 0.8 |

| | | | | | |
|------|------|------|------|------|------|
| 99.2 | 99.1 | 98.3 | 98.5 | 98.3 | 96.7 |
| 0.1 | 0.2 | 0.5 | 0.2 | 0.2 | 0.2 |
| 0.2 | 0.2 | 0.5 | 0.3 | 0.1 | 0.6 |
| 0.3 | 0.2 | 0.3 | 0.3 | 0.5 | 0.6 |
| 0.0 | 0.1 | 0.1 | 0.2 | 0.1 | 0.1 |
| 0.1 | 0.1 | 0.2 | 0.2 | 0.5 | 0.9 |
| 0.0 | 0.1 | 0.1 | 0.3 | 0.2 | 0.9 |

Other Private Grant

| |
|----------------------|
| none..... |
| \$1-\$499..... |
| \$500-\$999..... |
| \$1,000-\$1,499..... |
| \$1,500-\$1,999..... |
| \$2,000-\$3,000..... |
| over \$3,000..... |

| | | | | | |
|------|------|------|------|------|------|
| 95.1 | 94.4 | 91.8 | 93.1 | 91.4 | 83.5 |
| 1.8 | 2.0 | 3.6 | 1.8 | 2.3 | 3.2 |
| 1.4 | 1.8 | 2.0 | 1.8 | 2.4 | 3.3 |
| 0.9 | 0.9 | 1.2 | 1.7 | 1.5 | 3.2 |
| 0.2 | 0.3 | 0.5 | 0.4 | 0.3 | 1.3 |
| 0.3 | 0.4 | 0.6 | 0.5 | 1.1 | 3.1 |
| 0.3 | 0.2 | 0.4 | 0.7 | 0.8 | 2.4 |

| | | | | | |
|------|------|------|------|------|------|
| 95.8 | 94.6 | 90.7 | 92.2 | 90.3 | 82.6 |
| 1.6 | 2.3 | 3.8 | 2.4 | 2.8 | 3.8 |
| 1.1 | 1.4 | 2.5 | 2.1 | 2.4 | 4.1 |
| 0.9 | 0.9 | 1.5 | 1.4 | 1.5 | 3.5 |
| 0.3 | 0.3 | 0.4 | 0.5 | 0.8 | 1.6 |
| 0.2 | 0.3 | 0.6 | 0.6 | 1.4 | 2.6 |
| 0.2 | 0.1 | 0.4 | 0.6 | 0.9 | 1.9 |

Student's G.I. Benefits

| |
|----------------------|
| none..... |
| \$1-\$499..... |
| \$500-\$999..... |
| \$1,000-\$1,499..... |
| \$1,500-\$1,999..... |
| \$2,000-\$3,000..... |
| over \$3,000..... |

| | | | | | |
|------|------|------|------|------|------|
| 99.3 | 99.2 | 99.4 | 99.8 | 99.8 | 99.9 |
| 0.1 | 0.1 | 0.1 | 0.1 | 0.0 | 0.0 |
| 0.0 | 0.1 | 0.1 | 0.0 | 0.1 | 0.0 |
| 0.2 | 0.2 | 0.1 | 0.0 | 0.1 | 0.0 |
| 0.1 | 0.0 | 0.0 | 0.0 | 0.0 | 0.0 |
| 0.1 | 0.1 | 0.1 | 0.0 | 0.0 | 0.0 |
| 0.3 | 0.3 | 0.1 | 0.0 | 0.0 | 0.0 |

| | | | | | |
|------|------|------|------|------|------|
| 99.9 | 99.8 | 99.8 | 99.8 | 99.7 | 99.9 |
| 0.0 | 0.1 | 0.0 | 0.1 | 0.2 | 0.0 |
| 0.0 | 0.0 | 0.0 | 0.0 | 0.0 | 0.1 |
| 0.0 | 0.0 | 0.0 | 0.1 | 0.0 | 0.0 |
| 0.0 | 0.0 | 0.0 | 0.0 | 0.0 | 0.0 |
| 0.0 | 0.0 | 0.0 | 0.0 | 0.0 | 0.0 |
| 0.0 | 0.0 | 0.1 | 0.0 | 0.0 | 0.0 |

Parent's G.I. Benefits

| |
|----------------------|
| none..... |
| \$1-\$499..... |
| \$500-\$999..... |
| \$1,000-\$1,499..... |
| \$1,500-\$1,999..... |
| \$2,000-\$3,000..... |
| over \$3,000..... |

| | | | | | |
|------|------|------|------|------|------|
| 99.5 | 99.5 | 99.5 | 99.8 | 99.4 | 99.8 |
| 0.1 | 0.1 | 0.1 | 0.1 | 0.2 | 0.0 |
| 0.1 | 0.1 | 0.1 | 0.0 | 0.1 | 0.0 |
| 0.1 | 0.1 | 0.1 | 0.0 | 0.0 | 0.0 |
| 0.0 | 0.0 | 0.0 | 0.0 | 0.1 | 0.0 |
| 0.0 | 0.1 | 0.1 | 0.0 | 0.0 | 0.1 |
| 0.1 | 0.1 | 0.1 | 0.1 | 0.3 | 0.1 |

| | | | | | |
|------|------|------|------|------|------|
| 99.4 | 99.7 | 99.7 | 99.7 | 99.4 | 99.8 |
| 0.2 | 0.1 | 0.1 | 0.0 | 0.1 | 0.0 |
| 0.1 | 0.1 | 0.1 | 0.1 | 0.2 | 0.1 |
| 0.1 | 0.0 | 0.1 | 0.0 | 0.0 | 0.1 |
| 0.0 | 0.0 | 0.0 | 0.0 | 0.0 | 0.0 |
| 0.1 | 0.0 | 0.0 | 0.0 | 0.0 | 0.0 |
| 0.1 | 0.1 | 0.1 | 0.1 | 0.2 | 0.0 |

WEIGHTED NATIONAL NORMS FOR UNIVERSITIES

FALL 1985

SOURCES FOR EDUCATIONAL EXPENSES

AID WHICH NEED NOT BE REPAID:

Other Government Aid

| | MEN | | | | | | WOMEN | | | | | |
|----------------------|---------------------|--------|------|----------------------|--------|------|---------------------|--------|------|----------------------|--------|------|
| | Public Universities | | | Private Universities | | | Public Universities | | | Private Universities | | |
| | Selectivity Level | | | Selectivity Level | | | Selectivity Level | | | Selectivity Level | | |
| | Low | Medium | High | Low | Medium | High | Low | Medium | High | Low | Medium | High |
| none..... | 97.9 | 98.4 | 97.9 | 98.5 | 97.7 | 94.0 | 99.2 | 99.1 | 99.2 | 99.0 | 98.9 | 98.6 |
| \$1-\$499..... | 0.3 | 0.3 | 0.3 | 0.1 | 0.2 | 0.1 | 0.2 | 0.3 | 0.3 | 0.2 | 0.3 | 0.1 |
| \$500-\$999..... | 0.3 | 0.3 | 0.3 | 0.1 | 0.2 | 0.2 | 0.2 | 0.2 | 0.1 | 0.1 | 0.2 | 0.1 |
| \$1,000-\$1,499..... | 0.3 | 0.2 | 0.2 | 0.2 | 0.1 | 0.1 | 0.1 | 0.1 | 0.1 | 0.2 | 0.1 | 0.2 |
| \$1,500-\$1,999..... | 0.2 | 0.2 | 0.3 | 0.0 | 0.1 | 0.1 | 0.0 | 0.1 | 0.0 | 0.1 | 0.1 | 0.1 |
| \$2,000-\$3,000..... | 0.3 | 0.2 | 0.3 | 0.1 | 0.0 | 0.1 | 0.1 | 0.1 | 0.2 | 0.1 | 0.0 | 0.1 |
| over \$3,000..... | 0.7 | 0.5 | 0.8 | 1.0 | 1.6 | 5.4 | 0.2 | 0.2 | 0.1 | 0.3 | 0.4 | 0.9 |

AID WHICH MUST BE REPAID:

Federal Guaranteed Student Loan

| | | | | | | | | | | | | |
|----------------------|------|------|------|------|------|------|------|------|------|------|------|------|
| none..... | 86.4 | 80.6 | 80.4 | 71.5 | 70.2 | 64.5 | 87.1 | 80.2 | 81.4 | 70.8 | 69.1 | 63.6 |
| \$1-\$499..... | 0.7 | 1.4 | 1.3 | 0.7 | 0.8 | 0.4 | 1.2 | 1.4 | 1.5 | 0.6 | 0.7 | 0.4 |
| \$500-\$999..... | 1.7 | 2.5 | 2.4 | 2.1 | 1.7 | 1.0 | 1.6 | 2.5 | 2.2 | 1.6 | 1.5 | 1.4 |
| \$1,000-\$1,499..... | 2.7 | 3.5 | 3.1 | 4.2 | 3.5 | 4.1 | 2.4 | 3.4 | 3.1 | 3.8 | 3.6 | 3.9 |
| \$1,500-\$1,999..... | 1.5 | 2.2 | 2.8 | 3.1 | 3.1 | 4.7 | 1.6 | 2.4 | 2.5 | 3.2 | 3.3 | 6.1 |
| \$2,000-\$3,000..... | 6.2 | 9.0 | 9.2 | 17.3 | 19.1 | 23.9 | 5.5 | 9.0 | 8.9 | 18.9 | 20.8 | 23.5 |
| over \$3,000..... | 0.8 | 0.9 | 0.7 | 1.1 | 1.6 | 1.5 | 0.6 | 1.0 | 0.5 | 1.1 | 1.1 | 1.0 |

National Direct Student Loan

| | | | | | | | | | | | | |
|----------------------|------|------|------|------|------|------|------|------|------|------|------|------|
| none..... | 96.6 | 95.2 | 94.0 | 88.3 | 87.6 | 85.2 | 96.8 | 95.4 | 93.5 | 87.8 | 88.8 | 87.6 |
| \$1-\$499..... | 0.4 | 1.0 | 1.3 | 0.9 | 0.9 | 1.4 | 0.5 | 1.0 | 1.7 | 1.0 | 0.6 | 0.9 |
| \$500-\$999..... | 1.0 | 1.7 | 2.0 | 2.9 | 3.3 | 2.2 | 0.7 | 1.6 | 2.1 | 3.0 | 2.5 | 1.9 |
| \$1,000-\$1,499..... | 1.1 | 0.9 | 1.3 | 3.6 | 4.0 | 3.7 | 1.0 | 0.9 | 1.3 | 3.6 | 3.8 | 3.0 |
| \$1,500-\$1,999..... | 0.3 | 0.4 | 0.6 | 2.6 | 1.5 | 4.3 | 0.4 | 0.4 | 0.6 | 2.8 | 2.1 | 2.7 |
| \$2,000-\$3,000..... | 0.5 | 0.6 | 0.8 | 1.4 | 2.5 | 3.0 | 0.5 | 0.6 | 0.8 | 1.6 | 2.2 | 3.5 |
| over \$3,000..... | 0.1 | 0.2 | 0.1 | 0.3 | 0.3 | 0.2 | 0.1 | 0.1 | 0.1 | 0.3 | 0.1 | 0.4 |

Other College Loan

| | | | | | | | | | | | | |
|----------------------|------|------|------|------|------|------|------|------|------|------|------|------|
| none..... | 97.6 | 96.1 | 96.3 | 94.8 | 95.2 | 92.1 | 97.6 | 96.3 | 96.8 | 95.6 | 94.8 | 91.9 |
| \$1-\$499..... | 0.4 | 0.7 | 0.7 | 0.5 | 0.3 | 0.5 | 0.5 | 0.7 | 0.6 | 0.4 | 0.4 | 0.3 |
| \$500-\$999..... | 0.5 | 0.9 | 0.7 | 0.8 | 0.6 | 0.9 | 0.5 | 0.6 | 0.7 | 0.6 | 0.8 | 1.0 |
| \$1,000-\$1,499..... | 0.3 | 0.7 | 0.8 | 1.0 | 0.9 | 1.0 | 0.5 | 0.8 | 0.7 | 0.9 | 0.8 | 1.2 |
| \$1,500-\$1,999..... | 0.3 | 0.4 | 0.5 | 0.5 | 0.4 | 1.0 | 0.2 | 0.4 | 0.3 | 0.4 | 0.3 | 0.8 |
| \$2,000-\$3,000..... | 0.6 | 0.8 | 0.9 | 1.6 | 1.6 | 1.7 | 0.5 | 0.8 | 0.7 | 1.4 | 1.4 | 2.0 |
| over \$3,000..... | 0.3 | 0.4 | 0.3 | 0.7 | 1.0 | 2.7 | 0.2 | 0.3 | 0.3 | 0.7 | 1.5 | 2.7 |

Other Loan

| | | | | | | | | | | | | |
|----------------------|------|------|------|------|------|------|------|------|------|------|------|------|
| none..... | 97.2 | 96.2 | 96.7 | 96.1 | 96.2 | 94.6 | 97.1 | 96.3 | 96.4 | 95.9 | 95.2 | 94.9 |
| \$1-\$499..... | 0.5 | 0.7 | 0.5 | 0.4 | 0.2 | 0.4 | 0.5 | 0.5 | 0.4 | 0.2 | 0.2 | 0.2 |
| \$500-\$999..... | 0.4 | 0.7 | 0.6 | 0.3 | 0.6 | 0.3 | 0.4 | 0.6 | 0.6 | 0.4 | 0.4 | 0.7 |
| \$1,000-\$1,499..... | 0.4 | 0.6 | 0.8 | 0.6 | 0.4 | 0.5 | 0.5 | 0.8 | 0.8 | 0.5 | 0.8 | 0.7 |
| \$1,500-\$1,999..... | 0.3 | 0.3 | 0.3 | 0.2 | 0.4 | 0.4 | 0.4 | 0.3 | 0.4 | 0.6 | 0.3 | 0.3 |
| \$2,000-\$3,000..... | 0.6 | 0.9 | 0.7 | 1.2 | 1.2 | 1.6 | 0.7 | 0.9 | 0.9 | 1.4 | 1.7 | 1.7 |
| over \$3,000..... | 0.5 | 0.5 | 0.5 | 1.2 | 1.1 | 2.2 | 0.4 | 0.6 | 0.5 | 0.9 | 1.5 | 1.6 |

WEIGHTED NATIONAL NORMS FOR UNIVERSITIES

FALL 1985

SOURCES FOR EDUCATIONAL EXPENSES

| | MEN | | | | | | WOMEN | | | | | |
|---|---------------------|--------|------|----------------------|--------|------|---------------------|--------|------|----------------------|--------|------|
| | Public Universities | | | Private Universities | | | Public Universities | | | Private Universities | | |
| | Selectivity Level | | | Selectivity Level | | | Selectivity Level | | | Selectivity Level | | |
| | Low | Medium | High | Low | Medium | High | Low | Medium | High | Low | Medium | High |
| OTHER AID: | | | | | | | | | | | | |
| Aid not Mentioned Above | | | | | | | | | | | | |
| none..... | 98.0 | 98.0 | 97.8 | 97.5 | 97.4 | 97.3 | 97.3 | 97.2 | 96.9 | 96.3 | 97.2 | 96.7 |
| \$1-\$499..... | 0.6 | 0.7 | 0.8 | 0.6 | 0.2 | 0.4 | 1.0 | 0.9 | 1.1 | 0.7 | 0.7 | 0.5 |
| \$500-\$999..... | 0.3 | 0.4 | 0.4 | 0.2 | 0.4 | 0.4 | 0.7 | 0.5 | 0.7 | 0.7 | 0.3 | 0.7 |
| \$1,000-\$1,499..... | 0.5 | 0.2 | 0.3 | 0.5 | 0.3 | 0.3 | 0.4 | 0.5 | 0.5 | 0.8 | 0.4 | 0.4 |
| \$1,500-\$1,999..... | 0.1 | 0.1 | 0.1 | 0.0 | 0.1 | 0.2 | 0.2 | 0.2 | 0.2 | 0.2 | 0.2 | 0.3 |
| \$2,000-\$3,000..... | 0.1 | 0.2 | 0.2 | 0.3 | 0.3 | 0.4 | 0.2 | 0.3 | 0.3 | 0.2 | 0.2 | 0.4 |
| over \$3,000..... | 0.4 | 0.4 | 0.4 | 0.9 | 1.3 | 1.1 | 0.2 | 0.4 | 0.4 | 1.0 | 1.0 | 1.1 |
| Aid Awarded on Basis of | | | | | | | | | | | | |
| academic merit..... | 56.9 | 53.1 | 69.4 | 63.8 | 65.8 | 73.6 | 60.7 | 57.2 | 71.2 | 68.9 | 69.1 | 75.6 |
| financial need..... | 65.7 | 71.9 | 68.6 | 76.8 | 77.4 | 78.8 | 73.1 | 75.4 | 74.8 | 81.4 | 83.1 | 83.4 |
| athletic talent..... | 10.1 | 9.2 | 11.9 | 10.7 | 12.8 | 12.6 | 6.0 | 5.2 | 8.6 | 5.4 | 6.9 | 7.0 |
| other talent..... | 9.3 | 7.0 | 7.0 | 10.3 | 8.3 | 9.8 | 10.2 | 8.9 | 10.4 | 9.1 | 10.9 | 11.3 |
| other..... | 20.4 | 20.5 | 21.3 | 16.4 | 22.1 | 19.5 | 21.7 | 21.4 | 24.2 | 16.8 | 24.4 | 18.4 |
| Concern about Financing College | | | | | | | | | | | | |
| no concern..... | 40.6 | 40.6 | 44.1 | 40.6 | 45.8 | 38.3 | 33.3 | 32.4 | 36.5 | 33.4 | 37.6 | 32.2 |
| some concern..... | 47.0 | 47.6 | 46.2 | 45.7 | 45.6 | 50.6 | 50.9 | 52.6 | 50.9 | 48.5 | 49.6 | 53.1 |
| major concern..... | 12.5 | 11.8 | 9.8 | 13.7 | 8.6 | 11.0 | 15.8 | 14.9 | 12.6 | 18.1 | 12.8 | 14.7 |
| Residence Planned During Fall Term | | | | | | | | | | | | |
| with parents or relatives..... | 27.0 | 11.4 | 9.2 | 20.2 | 11.4 | 1.5 | 25.3 | 10.5 | 6.9 | 19.0 | 9.1 | 1.3 |
| other private home or apartment..... | 4.4 | 4.0 | 3.2 | 2.5 | 2.5 | 0.3 | 3.1 | 2.4 | 2.6 | 1.7 | 1.3 | 0.2 |
| college dormitory..... | 65.6 | 79.2 | 81.5 | 75.2 | 84.2 | 92.6 | 69.4 | 84.9 | 86.9 | 78.0 | 87.9 | 94.3 |
| fraternity or sorority house..... | 0.8 | 3.2 | 2.9 | 0.9 | 0.4 | 0.5 | 0.4 | 0.3 | 0.3 | 0.2 | 0.1 | 0.1 |
| other campus housing..... | 1.7 | 1.8 | 2.9 | 1.1 | 1.3 | 4.9 | 1.6 | 1.8 | 2.9 | 1.0 | 1.4 | 4.1 |
| other..... | 0.4 | 0.4 | 0.3 | 0.2 | 0.2 | 0.1 | 0.1 | 0.2 | 0.3 | 0.1 | 0.2 | 0.1 |
| Residence Preferred During Fall Term | | | | | | | | | | | | |
| with parents or relatives..... | 12.6 | 6.9 | 6.4 | 11.4 | 7.1 | 2.8 | 10.8 | 5.1 | 5.2 | 9.5 | 5.2 | 2.5 |
| other private home or apartment..... | 35.6 | 27.9 | 18.7 | 25.3 | 15.7 | 9.1 | 32.8 | 23.7 | 17.0 | 20.1 | 12.4 | 6.9 |
| college dormitory..... | 35.3 | 50.3 | 60.2 | 51.2 | 64.8 | 77.3 | 39.3 | 56.1 | 64.4 | 60.9 | 72.4 | 80.7 |
| fraternity or sorority house..... | 9.0 | 8.6 | 8.4 | 6.8 | 8.2 | 4.7 | 10.2 | 9.5 | 6.1 | 5.4 | 5.9 | 3.6 |
| other campus housing..... | 5.4 | 4.3 | 4.8 | 3.7 | 3.2 | 5.6 | 5.4 | 4.4 | 6.3 | 3.4 | 3.1 | 5.7 |
| other..... | 2.1 | 2.0 | 1.6 | 1.6 | 1.0 | 0.4 | 1.4 | 1.2 | 1.0 | 0.8 | 0.9 | 0.7 |
| Disabilities | | | | | | | | | | | | |
| hearing..... | 0.7 | 0.8 | 0.8 | 0.6 | 0.5 | 0.4 | 0.6 | 0.7 | 0.3 | 0.6 | 0.4 | 0.4 |
| speech..... | 0.2 | 0.2 | 0.3 | 0.3 | 0.2 | 0.2 | 0.0 | 0.1 | 0.1 | 0.1 | 0.0 | 0.2 |
| orthopedic..... | 0.6 | 0.7 | 0.7 | 0.6 | 1.0 | 1.0 | 0.5 | 0.7 | 0.5 | 0.8 | 0.7 | 0.9 |
| learning disability..... | 0.5 | 0.5 | 0.6 | 0.8 | 0.7 | 0.5 | 0.4 | 0.3 | 0.3 | 0.4 | 0.5 | 0.2 |
| health-related..... | 0.8 | 0.9 | 1.0 | 0.8 | 0.8 | 0.6 | 0.9 | 0.9 | 0.9 | 0.7 | 1.0 | 0.6 |
| partially sighted/blind..... | 2.0 | 2.2 | 2.3 | 2.3 | 1.9 | 2.6 | 1.9 | 1.7 | 1.7 | 1.8 | 1.7 | 1.9 |
| other..... | 0.8 | 1.1 | 1.2 | 1.1 | 0.8 | 1.1 | 0.6 | 0.7 | 0.7 | 0.7 | 0.6 | 0.7 |

WEIGHTED NATIONAL NORMS FOR UNIVERSITIES

FALL 1985

| | MEN | | | | | | WOMEN | | | | | |
|--|---------------------|--------|------|----------------------|--------|------|---------------------|--------|------|----------------------|--------|------|
| | Public Universities | | | Private Universities | | | Public Universities | | | Private Universities | | |
| | Selectivity Level | | | Selectivity Level | | | Selectivity Level | | | Selectivity Level | | |
| | Low | Medium | High | Low | Medium | High | Low | Medium | High | Low | Medium | High |
| Students Estimate Chances are Very Good That They Will | | | | | | | | | | | | |
| change major field..... | 12.9 | 15.7 | 17.8 | 12.4 | 14.6 | 17.8 | 16.8 | 20.3 | 23.7 | 16.7 | 19.4 | 24.1 |
| change career choice..... | 10.6 | 13.4 | 16.2 | 11.6 | 13.8 | 19.7 | 16.5 | 19.9 | 23.3 | 17.0 | 19.9 | 26.7 |
| fail one or more courses..... | 1.8 | 1.7 | 1.8 | 1.2 | 1.8 | 1.2 | 1.4 | 0.8 | 1.4 | 0.8 | 1.9 | 1.0 |
| graduate with honors..... | 12.5 | 12.3 | 15.2 | 17.3 | 17.8 | 24.8 | 11.1 | 10.6 | 13.0 | 14.9 | 15.6 | 22.0 |
| be elected to student office.... | 2.8 | 2.8 | 3.9 | 6.4 | 4.0 | 5.9 | 3.4 | 3.0 | 4.1 | 5.3 | 5.5 | 6.3 |
| get job to pay college expenses. | 35.0 | 34.7 | 34.7 | 36.2 | 33.6 | 46.6 | 41.0 | 40.8 | 40.3 | 41.1 | 39.3 | 54.5 |
| work full-time while attending.. | 3.5 | 1.8 | 1.4 | 2.2 | 1.9 | 0.8 | 3.8 | 1.9 | 1.3 | 1.9 | 1.4 | 0.9 |
| join social frat or sorority.... | 17.5 | 20.2 | 21.7 | 24.0 | 23.9 | 25.7 | 27.7 | 29.7 | 30.9 | 35.4 | 31.6 | 34.0 |
| live in coeducational dormitory. | 31.0 | 38.2 | 52.0 | 35.5 | 42.7 | 59.8 | 32.2 | 41.7 | 55.3 | 37.3 | 45.6 | 74.1 |
| play varsity athletics..... | 9.8 | 13.1 | 15.6 | 12.7 | 21.6 | 20.3 | 6.4 | 8.7 | 9.8 | 7.2 | 12.6 | 16.1 |
| be elected to an honor society.. | 7.8 | 6.9 | 10.1 | 11.3 | 11.7 | 18.2 | 8.6 | 7.6 | 10.0 | 11.6 | 12.4 | 18.2 |
| make at least a "B" average..... | 39.9 | 43.3 | 50.2 | 55.7 | 52.0 | 64.3 | 41.1 | 44.4 | 47.7 | 54.1 | 50.3 | 60.3 |
| need extra time for degree..... | 9.0 | 6.8 | 8.6 | 6.3 | 5.4 | 3.0 | 9.2 | 6.5 | 7.0 | 6.7 | 5.9 | 2.9 |
| get tutoring in some courses.... | 8.6 | 7.1 | 11.1 | 9.4 | 11.7 | 6.8 | 13.5 | 11.7 | 16.5 | 11.9 | 15.5 | 10.6 |
| work at outside job..... | 19.0 | 15.1 | 13.0 | 18.1 | 13.5 | 12.1 | 26.8 | 21.2 | 18.5 | 22.9 | 18.3 | 17.8 |
| seek vocational counseling..... | 4.4 | 4.7 | 7.1 | 6.4 | 7.0 | 11.0 | 5.8 | 7.6 | 11.8 | 9.1 | 10.4 | 16.9 |
| seek individual counseling..... | 3.1 | 2.9 | 4.0 | 4.2 | 4.7 | 3.1 | 4.0 | 3.5 | 5.2 | 4.5 | 4.7 | 4.7 |
| get bachelor's degree..... | 72.0 | 76.4 | 82.9 | 83.1 | 83.1 | 92.0 | 75.1 | 80.9 | 86.8 | 86.4 | 86.1 | 93.4 |
| participate in student protests. | 4.7 | 4.8 | 8.0 | 7.7 | 7.2 | 8.6 | 4.1 | 4.3 | 7.5 | 5.8 | 6.5 | 12.3 |
| drop out temporarily..... | 1.4 | 0.9 | 1.1 | 1.0 | 0.8 | 0.6 | 1.2 | 0.7 | 0.8 | 0.8 | 1.1 | 0.5 |
| drop out permanently..... | 1.0 | 0.6 | 0.6 | 0.8 | 0.7 | 0.1 | 0.8 | 0.4 | 0.4 | 0.4 | 0.3 | 0.2 |
| transfer to another college..... | 5.8 | 6.2 | 5.9 | 5.2 | 5.5 | 1.7 | 7.0 | 7.5 | 6.6 | 6.1 | 6.4 | 2.2 |
| be satisfied with college..... | 49.6 | 51.4 | 56.7 | 58.8 | 61.8 | 75.9 | 60.7 | 61.6 | 66.6 | 68.8 | 68.2 | 80.2 |
| find job in preferred field..... | 68.5 | 69.0 | 67.4 | 72.1 | 71.0 | 74.7 | 75.7 | 75.2 | 70.6 | 75.3 | 73.4 | 72.7 |
| marry while in college..... | 5.1 | 3.0 | 2.7 | 3.2 | 2.6 | 1.3 | 7.8 | 4.9 | 3.3 | 4.5 | 2.9 | 1.2 |
| marry within a year after coll.. | 14.9 | 12.6 | 11.0 | 12.2 | 11.4 | 6.8 | 21.3 | 18.0 | 15.5 | 17.1 | 14.1 | 7.2 |
| Objectives Considered to be Essential or Very Important | | | | | | | | | | | | |
| achieve in a performing art..... | 11.0 | 9.6 | 10.9 | 12.5 | 10.2 | 12.9 | 12.2 | 11.1 | 13.2 | 13.6 | 14.2 | 21.7 |
| become authority in my field.... | 76.7 | 73.6 | 72.5 | 77.4 | 75.1 | 75.3 | 76.9 | 74.1 | 73.7 | 73.2 | 71.8 | 75.1 |
| obtain recog from colleagues.... | 61.4 | 60.0 | 60.4 | 64.5 | 62.5 | 59.2 | 60.4 | 59.0 | 58.4 | 59.5 | 59.6 | 57.6 |
| influence political structure... | 19.9 | 18.7 | 21.2 | 25.8 | 25.1 | 22.7 | 14.3 | 12.0 | 15.6 | 16.9 | 18.5 | 19.1 |
| influence social values..... | 29.4 | 27.9 | 30.2 | 34.5 | 34.5 | 28.9 | 36.3 | 33.7 | 34.6 | 38.4 | 36.9 | 33.0 |
| raise a family..... | 69.3 | 69.7 | 71.0 | 74.2 | 72.8 | 71.0 | 70.3 | 71.0 | 71.4 | 74.3 | 76.4 | 66.3 |
| have admin. responsibility..... | 46.8 | 46.7 | 43.8 | 48.3 | 47.4 | 38.6 | 44.7 | 44.1 | 40.6 | 43.3 | 41.3 | 33.2 |
| be very well off financially.... | 76.4 | 76.2 | 75.5 | 75.7 | 74.8 | 65.6 | 69.9 | 68.1 | 67.4 | 64.9 | 64.7 | 54.5 |
| help others in difficulty..... | 53.1 | 52.5 | 54.4 | 61.3 | 60.7 | 59.9 | 71.8 | 69.3 | 70.3 | 73.8 | 72.4 | 69.5 |
| theoretical contrib to science.. | 22.7 | 19.0 | 22.5 | 18.2 | 20.4 | 28.5 | 13.5 | 11.4 | 12.9 | 10.9 | 12.5 | 17.7 |
| write original works..... | 12.2 | 12.0 | 14.6 | 14.3 | 13.3 | 17.6 | 12.2 | 12.8 | 15.1 | 13.9 | 13.2 | 21.5 |
| create artistic work..... | 11.8 | 9.7 | 11.3 | 10.2 | 9.5 | 10.6 | 12.4 | 12.9 | 14.3 | 12.8 | 12.5 | 14.8 |
| be successful in my own business | 57.4 | 54.3 | 52.6 | 57.8 | 55.0 | 41.2 | 50.2 | 48.9 | 47.5 | 50.3 | 46.9 | 35.6 |
| be involved in environ cleanup.. | 22.4 | 20.9 | 22.4 | 20.4 | 21.3 | 17.6 | 18.4 | 16.4 | 17.8 | 16.5 | 14.5 | 16.5 |
| develop philosophy of life..... | 42.6 | 43.1 | 48.8 | 50.0 | 51.1 | 59.2 | 45.8 | 43.4 | 49.8 | 49.2 | 49.0 | 60.4 |
| participate in community action. | 20.6 | 19.1 | 20.3 | 22.3 | 21.8 | 20.1 | 27.5 | 25.1 | 27.9 | 30.1 | 29.3 | 30.1 |
| promote racial understanding.... | 28.3 | 27.9 | 33.5 | 35.2 | 36.4 | 38.0 | 32.3 | 30.0 | 37.7 | 36.9 | 38.9 | 46.7 |
| be expert on finance/commerce... | 31.6 | 31.4 | 30.9 | 36.9 | 35.7 | 24.2 | 23.3 | 22.3 | 23.0 | 22.8 | 23.9 | 16.6 |

WEIGHTED NATIONAL NORMS FOR UNIVERSITIES

FALL 1985

| | MEN | | | | | | WOMEN | | | | | |
|--|---------------------|--------|------|----------------------|--------|------|---------------------|--------|------|----------------------|--------|------|
| | Public Universities | | | Private Universities | | | Public Universities | | | Private Universities | | |
| | Selectivity Level | | | Selectivity Level | | | Selectivity Level | | | Selectivity Level | | |
| | Low | Medium | High | Low | Medium | High | Low | Medium | High | Low | Medium | High |
| Political Orientation | | | | | | | | | | | | |
| far left..... | 1.9 | 2.0 | 2.6 | 2.2 | 1.9 | 1.9 | 1.0 | 0.9 | 1.1 | 0.8 | 0.7 | 1.3 |
| liberal..... | 20.5 | 21.1 | 24.7 | 22.9 | 24.5 | 27.3 | 21.8 | 20.8 | 27.0 | 21.2 | 24.2 | 36.4 |
| middle of the road..... | 50.6 | 50.3 | 44.8 | 42.3 | 42.2 | 38.3 | 59.9 | 62.2 | 54.4 | 55.6 | 54.7 | 42.8 |
| conservative..... | 25.1 | 24.8 | 26.1 | 29.9 | 29.3 | 30.3 | 16.7 | 15.6 | 17.0 | 21.7 | 19.6 | 19.1 |
| far right..... | 1.9 | 1.7 | 1.9 | 2.7 | 2.1 | 2.1 | 0.6 | 0.5 | 0.5 | 0.8 | 0.8 | 0.4 |
| Agree Strongly or Somewhat | | | | | | | | | | | | |
| gov't not protecting consumer... | 53.1 | 53.6 | 53.5 | 54.1 | 55.2 | 47.0 | 60.4 | 62.2 | 62.3 | 62.1 | 62.2 | 57.3 |
| gov't not promoting disarmament. | 53.9 | 58.7 | 64.9 | 60.9 | 64.4 | 66.9 | 69.9 | 74.7 | 79.8 | 74.4 | 78.1 | 81.2 |
| gov't not controlling pollution. | 71.4 | 76.4 | 80.1 | 76.2 | 78.3 | 79.4 | 76.1 | 80.2 | 83.4 | 80.1 | 83.2 | 84.4 |
| fed gov't discourage energy use. | 64.5 | 69.2 | 70.9 | 67.4 | 67.8 | 69.4 | 72.2 | 76.6 | 80.7 | 76.4 | 77.4 | 80.9 |
| raise taxes to reduce deficit... | 30.8 | 29.5 | 31.3 | 26.3 | 28.2 | 36.5 | 22.6 | 21.4 | 21.5 | 19.4 | 21.2 | 28.5 |
| increase fed military spending.. | 39.0 | 32.5 | 26.4 | 30.9 | 27.6 | 22.5 | 21.3 | 16.3 | 12.5 | 16.0 | 12.9 | 9.0 |
| nuclear disarmament attainable.. | 49.5 | 48.7 | 50.6 | 50.6 | 49.6 | 49.3 | 55.8 | 57.2 | 60.1 | 59.9 | 60.0 | 59.0 |
| abolish death penalty..... | 19.8 | 20.2 | 24.0 | 22.9 | 25.1 | 28.7 | 26.3 | 27.9 | 31.7 | 30.9 | 33.6 | 37.6 |
| need national health care plan.. | 49.1 | 51.8 | 53.3 | 51.9 | 52.8 | 47.4 | 55.6 | 57.9 | 57.7 | 57.5 | 57.9 | 52.3 |
| abortion should be legalized.... | 57.0 | 59.6 | 65.8 | 51.0 | 53.8 | 58.8 | 60.4 | 62.0 | 70.6 | 51.3 | 57.0 | 69.3 |
| high school grading too easy.... | 53.0 | 52.6 | 56.4 | 52.1 | 55.0 | 62.4 | 52.5 | 52.3 | 56.1 | 51.6 | 53.4 | 63.3 |
| women's activities best in home. | 26.8 | 25.6 | 22.4 | 25.5 | 25.9 | 16.9 | 13.9 | 13.0 | 10.4 | 13.1 | 9.4 | 6.8 |
| live together before marriage... | 50.2 | 53.7 | 57.5 | 49.4 | 51.6 | 50.5 | 41.6 | 43.8 | 47.7 | 35.6 | 38.8 | 46.1 |
| women should get job equality... | 86.2 | 88.9 | 89.7 | 88.4 | 88.6 | 92.6 | 96.5 | 97.4 | 97.6 | 97.1 | 97.6 | 98.3 |
| wealthy should pay more taxes... | 70.6 | 73.4 | 73.1 | 65.4 | 65.7 | 66.9 | 70.7 | 72.6 | 72.4 | 67.8 | 64.1 | 68.1 |
| marijuana should be legalized... | 26.8 | 25.9 | 29.8 | 22.9 | 23.7 | 21.2 | 21.1 | 18.7 | 21.6 | 15.3 | 18.6 | 17.9 |
| busing ok to achieve balance.... | 43.9 | 46.3 | 47.9 | 44.5 | 47.6 | 44.5 | 48.3 | 51.5 | 53.7 | 50.0 | 52.6 | 51.9 |
| prohibit homosexual relations... | 57.1 | 53.0 | 45.0 | 47.9 | 45.6 | 30.4 | 36.7 | 30.8 | 24.7 | 31.6 | 23.7 | 15.1 |
| col regulate students off campus | 13.6 | 11.6 | 10.7 | 12.5 | 13.0 | 11.6 | 10.9 | 8.6 | 8.2 | 10.1 | 9.8 | 8.5 |
| students help evaluate faculty.. | 71.7 | 73.3 | 75.1 | 72.8 | 73.8 | 77.5 | 73.2 | 75.4 | 78.4 | 76.4 | 76.9 | 82.8 |
| college has right to ban speaker | 25.3 | 24.7 | 21.2 | 23.6 | 23.6 | 17.8 | 22.2 | 20.3 | 16.6 | 22.7 | 17.6 | 12.8 |
| one can do little to change soc. | 38.4 | 39.2 | 38.1 | 32.7 | 34.0 | 29.4 | 34.4 | 32.7 | 32.2 | 27.3 | 27.6 | 24.7 |
| college increases earning power. | 74.6 | 74.0 | 67.7 | 68.1 | 67.6 | 49.7 | 69.7 | 67.4 | 59.2 | 61.9 | 57.6 | 40.4 |
| Permission to Use Student I.D.? | | | | | | | | | | | | |
| yes | 79.7 | 77.8 | 78.4 | 76.0 | 66.2 | 77.1 | 81.2 | 80.6 | 78.9 | 78.4 | 73.1 | 77.8 |
| no | 20.3 | 22.2 | 21.6 | 24.0 | 33.8 | 22.9 | 18.8 | 19.4 | 21.1 | 21.6 | 26.9 | 22.2 |

76

- (**) This item is reported for the first time in 1985. Items not indicated with "**" are repeated or modified questions from one or more of the earlier surveys.
- (1) Percentages will sum to more than 100 if any students checked more than one category.
 - (2) Because no black two-year colleges participated in 1985, the associated black enrollment is deflated in two-year college norms and inflated in four-year college norms.
 - (3) Frequently only, all other items frequently plus occasionally.
 - (4) Based on the curriculum recommendations of the National Commission on Excellence in Education.
 - (5) Students who applied to no other college are not included in this item.
 - (6) Recategorization of this item from a longer list is shown in Appendix C of the AMERICAN FRESHMAN

WEIGHTED NATIONAL NORMS FOR FOUR-YEAR COLLEGES

FALL 1985

| | 4-Year Public Colleges | | | 4-Year Private Nonsectarian Colleges | | | | 4-Year Other Sectarian Colleges | | | 4-Year Catholic Colleges | | | All Private 4-Year Colleges |
|--|------------------------|------------|------------|--------------------------------------|------------|------------|------------|---------------------------------|------------|------------|--------------------------|------------|------------|-----------------------------|
| | Selectivity Level | | | Selectivity Level | | | | Selectivity Level | | | Selectivity Level | | | |
| | Low | Medium | High | Low | Medium | High | Very High | Low | Medium | High | Low | Medium | High | |
| Year Graduated from High School | | | | | | | | | | | | | | |
| 1985..... | 93.4 | 96.5 | 96.3 | 94.2 | 97.4 | 97.8 | 98.4 | 94.7 | 98.1 | 98.3 | 96.6 | 97.5 | 98.7 | 96.4 |
| 1984..... | 3.2 | 1.8 | 2.6 | 3.0 | 1.5 | 1.5 | 1.3 | 2.7 | 1.2 | 1.0 | 1.7 | 1.5 | 0.9 | 2.0 |
| 1983..... | 1.1 | 0.5 | 0.5 | 0.8 | 0.4 | 0.2 | 0.1 | 0.7 | 0.2 | 0.3 | 0.4 | 0.1 | 0.1 | 0.5 |
| 1982 or earlier..... | 1.5 | 1.0 | 0.5 | 1.4 | 0.5 | 0.2 | 0.1 | 1.0 | 0.3 | 0.1 | 0.7 | 0.6 | 0.2 | 0.7 |
| H.S. equivalency (G.E.D. test).. never completed high school..... | 0.8 0.0 | 0.2 0.0 | 0.0 0.1 | 0.5 0.0 | 0.1 0.1 | 0.1 0.2 | 0.0 0.1 | 0.7 0.2 | 0.1 0.1 | 0.1 0.2 | 0.5 0.1 | 0.2 0.1 | 0.1 0.0 | 0.3 0.1 |
| Age by December 31, 1985 | | | | | | | | | | | | | | |
| 16 or younger..... | 0.0 | 0.0 | 0.0 | 0.1 | 0.1 | 0.1 | 0.2 | 0.0 | 0.0 | 0.1 | 0.0 | 0.1 | 0.2 | 0.1 |
| 17..... | 1.6 | 2.4 | 2.5 | 2.8 | 2.5 | 3.3 | 5.2 | 2.0 | 1.7 | 2.8 | 2.4 | 2.8 | 3.0 | 2.8 |
| 18..... | 70.0 | 81.5 | 76.8 | 71.4 | 77.8 | 77.7 | 79.0 | 69.7 | 71.6 | 75.2 | 71.3 | 78.5 | 78.7 | 74.0 |
| 19..... | 23.4 | 13.7 | 18.9 | 21.6 | 17.5 | 17.7 | 14.8 | 24.5 | 25.0 | 20.9 | 23.4 | 17.0 | 17.3 | 20.6 |
| 20..... | 2.5 | 1.0 | 1.1 | 2.1 | 1.0 | 0.9 | 0.7 | 1.8 | 1.1 | 0.7 | 1.7 | 0.6 | 0.6 | 1.4 |
| 21-24..... | 1.6 | 0.9 | 0.6 | 1.5 | 0.9 | 0.3 | 0.1 | 1.4 | 0.4 | 0.3 | 0.8 | 0.7 | 0.3 | 0.9 |
| 25-29..... | 0.5 | 0.3 | 0.0 | 0.3 | 0.0 | 0.1 | 0.0 | 0.3 | 0.1 | 0.0 | 0.3 | 0.2 | 0.0 | 0.2 |
| 30-39..... | 0.4 | 0.1 | 0.0 | 0.2 | 0.1 | 0.0 | 0.0 | 0.2 | 0.1 | 0.0 | 0.1 | 0.0 | 0.0 | 0.1 |
| 40-54..... | 0.0 | 0.1 | 0.0 | 0.0 | 0.0 | 0.0 | 0.0 | 0.0 | 0.0 | 0.0 | 0.0 | 0.1 | 0.0 | 0.0 |
| 55 or older..... | 0.0 | 0.0 | 0.0 | 0.0 | 0.0 | 0.0 | 0.0 | 0.0 | 0.0 | 0.0 | 0.0 | 0.0 | 0.0 | 0.0 |
| Racial Background (1) (2) | | | | | | | | | | | | | | |
| White/Caucasian..... | 71.7 | 90.7 | 91.7 | 71.4 | 92.0 | 91.2 | 88.7 | 92.4 | 95.4 | 94.3 | 80.4 | 89.0 | 91.7 | 85.9 |
| Black/Negro/Afro-American..... | 25.7 | 6.5 | 3.7 | 26.4 | 3.9 | 3.1 | 3.8 | 5.1 | 2.6 | 2.7 | 3.9 | 3.9 | 2.8 | 9.7 |
| American Indian..... | 2.5 | 0.7 | 1.0 | 0.9 | 0.7 | 1.0 | 0.8 | 1.0 | 0.6 | 0.9 | 0.6 | 0.8 | 0.4 | 0.9 |
| Asian-American/Oriental..... | 0.7 | 1.6 | 2.8 | 0.9 | 1.6 | 3.8 | 5.7 | 0.7 | 1.2 | 1.7 | 0.9 | 2.6 | 2.7 | 1.8 |
| Mexican-American/Chicano..... | 0.3 | 0.3 | 0.9 | 0.6 | 0.6 | 0.9 | 0.7 | 1.0 | 0.4 | 0.7 | 13.0 | 2.6 | 0.6 | 1.6 |
| Puerto Rican-American..... | 0.4 | 0.2 | 0.5 | 0.4 | 1.2 | 0.6 | 0.6 | 0.3 | 0.2 | 0.2 | 1.3 | 0.7 | 1.6 | 0.6 |
| Other..... | 0.9 | 1.3 | 1.6 | 1.1 | 1.9 | 2.0 | 2.2 | 1.0 | 1.0 | 1.0 | 1.7 | 2.2 | 2.0 | 1.5 |
| Average Grade in High School | | | | | | | | | | | | | | |
| A or A+..... | 7.1 | 5.5 | 27.9 | 7.0 | 8.5 | 14.3 | 23.4 | 11.3 | 12.8 | 17.6 | 6.8 | 9.4 | 12.1 | 11.3 |
| A-..... | 10.3 | 10.0 | 25.0 | 9.3 | 12.0 | 18.7 | 28.9 | 12.4 | 16.0 | 20.3 | 11.3 | 13.6 | 16.6 | 14.4 |
| B+..... | 18.5 | 22.6 | 24.9 | 16.4 | 19.8 | 24.8 | 27.4 | 19.1 | 20.1 | 23.6 | 20.9 | 22.4 | 25.7 | 20.6 |
| B..... | 25.3 | 32.1 | 15.3 | 24.8 | 27.6 | 24.1 | 15.3 | 21.0 | 24.7 | 22.5 | 29.0 | 27.9 | 27.9 | 24.1 |
| B-..... | 14.2 | 15.3 | 4.7 | 15.6 | 14.9 | 10.9 | 3.9 | 12.7 | 13.6 | 9.8 | 14.3 | 13.8 | 11.5 | 12.8 |
| C+..... | 13.8 | 10.0 | 1.8 | 16.4 | 11.1 | 5.4 | 0.9 | 12.5 | 8.3 | 4.4 | 11.6 | 8.6 | 5.0 | 10.3 |
| C..... | 10.4 | 4.3 | 0.4 | 10.1 | 5.9 | 1.7 | 0.2 | 10.4 | 4.3 | 1.9 | 6.1 | 4.2 | 1.2 | 6.2 |
| D..... | 0.3 | 0.1 | 0.0 | 0.4 | 0.1 | 0.1 | 0.0 | 0.6 | 0.1 | 0.0 | 0.1 | 0.1 | 0.0 | 0.2 |
| Academic Rank in High School | | | | | | | | | | | | | | |
| top 20%..... | 39.3 | 40.6 | 75.9 | 33.2 | 40.7 | 57.7 | 79.9 | 44.4 | 51.1 | 62.9 | 36.3 | 41.3 | 50.5 | 46.4 |
| second 20%..... | 25.0 | 29.6 | 14.9 | 23.6 | 22.4 | 22.0 | 13.9 | 20.5 | 23.4 | 20.5 | 20.8 | 24.6 | 26.0 | 21.9 |
| middle 20%..... | 28.8 | 25.9 | 8.4 | 34.6 | 29.0 | 16.7 | 5.6 | 28.1 | 21.1 | 14.0 | 34.3 | 27.9 | 20.5 | 25.6 |
| fourth 20%..... | 6.2 | 3.5 | 0.7 | 7.4 | 6.7 | 3.0 | 0.6 | 5.9 | 3.8 | 2.2 | 7.3 | 5.3 | 2.7 | 5.2 |
| lowest 20%..... | 0.6 | 0.3 | 0.0 | 1.2 | 1.2 | 0.6 | 0.1 | 1.1 | 0.6 | 0.3 | 1.3 | 1.0 | 0.4 | 0.9 |
| Miles from Home to College | | | | | | | | | | | | | | |
| 5 or less..... | 10.0 | 7.7 | 1.4 | 7.2 | 4.7 | 4.0 | 1.1 | 5.8 | 5.7 | 2.9 | 8.5 | 8.6 | 7.9 | 5.8 |
| 6-10..... | 7.3 | 11.0 | 1.9 | 8.5 | 6.6 | 3.2 | 1.1 | 4.3 | 4.3 | 3.0 | 9.2 | 10.6 | 12.9 | 6.3 |
| 11-50..... | 27.5 | 40.7 | 13.6 | 20.7 | 23.6 | 16.6 | 7.3 | 20.7 | 17.1 | 13.3 | 21.3 | 29.1 | 39.7 | 20.3 |
| 51-100..... | 25.0 | 19.6 | 16.9 | 12.8 | 17.6 | 13.7 | 11.8 | 17.4 | 17.5 | 19.1 | 17.6 | 15.5 | 16.7 | 15.4 |
| 101-500..... | 26.0 | 18.8 | 31.7 | 29.2 | 30.9 | 37.6 | 46.2 | 37.6 | 36.9 | 42.7 | 31.5 | 23.2 | 17.6 | 33.4 |
| more than 500..... | 4.1 | 2.2 | 34.5 | 21.6 | 16.6 | 24.9 | 32.4 | 14.2 | 18.4 | 19.1 | 11.9 | 13.0 | 5.2 | 18.7 |

WEIGHTED NATIONAL NORMS FOR FOUR-YEAR COLLEGES

FALL 1985

| | 4-Year Public Colleges | | | 4-Year Private Nonsectarian Colleges | | | | 4-Year Other Sectarian Colleges | | | 4-Year Catholic Colleges | | | All Private 4-Year Colleges |
|---|------------------------|--------|------|--------------------------------------|--------|------|-----------|---------------------------------|--------|------|--------------------------|--------|------|-----------------------------|
| | Selectivity Level | | | Selectivity Level | | | | Selectivity Level | | | Selectivity Level | | | |
| | Low | Medium | High | Low | Medium | High | Very High | Low | Medium | High | Low | Medium | High | |
| Estimated Parental Income | | | | | | | | | | | | | | |
| less than \$6,000..... | 9.7 | 3.0 | 1.2 | 5.7 | 2.5 | 2.0 | 1.5 | 4.1 | 2.6 | 2.0 | 4.8 | 2.9 | 2.5 | 3.6 |
| \$6,000-\$9,999..... | 7.3 | 3.0 | 1.3 | 5.7 | 2.8 | 2.3 | 1.4 | 4.3 | 2.7 | 2.2 | 4.9 | 3.3 | 2.3 | 3.7 |
| \$10,000-\$14,999..... | 10.6 | 5.5 | 3.6 | 8.2 | 5.3 | 4.2 | 2.4 | 7.8 | 6.0 | 4.0 | 7.7 | 5.9 | 5.2 | 6.3 |
| \$15,000-\$19,999..... | 8.9 | 6.1 | 4.3 | 8.5 | 5.8 | 4.6 | 3.2 | 7.5 | 6.5 | 4.2 | 6.4 | 7.0 | 5.1 | 6.5 |
| \$20,000-\$24,999..... | 8.7 | 8.3 | 6.4 | 10.1 | 7.0 | 6.7 | 4.3 | 9.6 | 8.3 | 6.9 | 7.5 | 8.6 | 6.5 | 8.2 |
| \$25,000-\$29,999..... | 8.6 | 9.2 | 7.1 | 8.2 | 7.5 | 6.2 | 5.0 | 9.2 | 8.4 | 7.1 | 8.5 | 7.8 | 7.1 | 7.7 |
| \$30,000-\$34,999..... | 10.7 | 13.2 | 10.3 | 10.3 | 11.0 | 9.0 | 7.3 | 11.9 | 10.9 | 9.6 | 10.9 | 11.7 | 10.1 | 10.4 |
| \$35,000-\$39,999..... | 8.8 | 11.7 | 12.2 | 8.6 | 9.0 | 8.3 | 7.0 | 10.7 | 10.1 | 9.1 | 9.5 | 9.5 | 10.2 | 9.2 |
| \$40,000-\$49,999..... | 10.0 | 14.5 | 16.3 | 9.5 | 12.0 | 11.7 | 10.6 | 10.9 | 11.3 | 12.5 | 11.2 | 12.0 | 12.9 | 11.0 |
| \$50,000-\$59,999..... | 7.7 | 11.2 | 14.9 | 7.6 | 10.9 | 11.4 | 11.6 | 9.2 | 9.3 | 10.8 | 9.5 | 9.3 | 12.8 | 9.6 |
| \$60,000-\$74,999..... | 4.4 | 7.5 | 11.2 | 6.1 | 8.4 | 9.6 | 12.1 | 6.5 | 8.1 | 10.6 | 6.8 | 7.5 | 9.0 | 7.9 |
| \$75,000-\$99,999..... | 2.3 | 3.7 | 5.7 | 4.4 | 6.3 | 7.5 | 10.4 | 3.6 | 5.7 | 8.0 | 5.4 | 5.1 | 6.5 | 5.7 |
| \$100,000-\$149,999..... | 1.4 | 2.0 | 3.3 | 2.9 | 5.4 | 7.5 | 11.1 | 2.2 | 4.5 | 6.4 | 3.2 | 4.1 | 4.7 | 4.6 |
| \$150,000 or more..... | 1.0 | 1.2 | 2.2 | 4.2 | 6.0 | 9.0 | 12.1 | 2.4 | 5.7 | 6.9 | 3.8 | 5.3 | 5.0 | 5.5 |
| Persons Currently Dependent On Parents for Support | | | | | | | | | | | | | | |
| one..... | 8.0 | 6.0 | 8.3 | 7.7 | 6.8 | 4.9 | 4.0 | 6.8 | 6.4 | 5.6 | 6.0 | 5.5 | 4.7 | 6.3 |
| two..... | 13.0 | 12.8 | 14.4 | 15.5 | 12.8 | 12.3 | 11.8 | 12.7 | 14.6 | 13.4 | 11.1 | 11.6 | 10.5 | 13.2 |
| three..... | 21.4 | 21.6 | 21.2 | 23.0 | 21.5 | 19.8 | 19.1 | 23.4 | 21.8 | 20.6 | 18.4 | 20.5 | 19.8 | 21.5 |
| four..... | 26.5 | 28.8 | 28.9 | 27.0 | 29.0 | 31.0 | 33.9 | 29.2 | 28.0 | 32.0 | 26.1 | 26.8 | 25.8 | 28.7 |
| five..... | 17.9 | 19.6 | 17.6 | 16.8 | 18.0 | 20.4 | 20.2 | 17.5 | 18.8 | 18.5 | 19.3 | 18.9 | 21.3 | 18.4 |
| six or more..... | 13.2 | 11.3 | 9.6 | 10.0 | 12.0 | 11.7 | 11.1 | 10.4 | 10.4 | 10.0 | 19.1 | 16.7 | 17.8 | 11.9 |
| Number of Other Dependents Currently Attending College | | | | | | | | | | | | | | |
| none..... | 71.4 | 67.3 | 68.5 | 69.7 | 64.7 | 62.0 | 61.0 | 71.1 | 67.4 | 64.6 | 63.1 | 62.4 | 59.4 | 66.2 |
| one..... | 21.9 | 24.9 | 24.2 | 22.4 | 25.5 | 27.8 | 29.2 | 22.4 | 24.8 | 26.6 | 24.5 | 25.6 | 27.7 | 24.7 |
| two..... | 4.8 | 5.7 | 5.6 | 6.0 | 6.6 | 7.4 | 7.2 | 5.0 | 5.5 | 6.6 | 8.9 | 8.6 | 9.0 | 6.6 |
| three or more..... | 1.9 | 2.1 | 1.7 | 2.0 | 3.1 | 2.9 | 2.6 | 1.6 | 2.4 | 2.2 | 3.5 | 3.4 | 3.9 | 2.5 |
| Dependency Status for 1984 | | | | | | | | | | | | | | |
| lived with parents for 6+ weeks..... | 94.4 | 97.8 | 96.4 | 95.8 | 97.0 | 96.3 | 97.0 | 95.7 | 97.5 | 97.8 | 97.6 | 97.9 | 98.8 | 96.7 |
| dependent on parent's tax return..... | 87.8 | 92.9 | 94.2 | 88.7 | 92.6 | 93.5 | 95.8 | 91.0 | 93.8 | 95.0 | 90.7 | 93.2 | 94.9 | 92.0 |
| received \$600+ from parents..... | 67.1 | 75.6 | 80.0 | 75.4 | 82.0 | 85.2 | 90.1 | 77.5 | 81.3 | 85.1 | 77.8 | 82.0 | 85.9 | 80.6 |
| Dependency Status for 1985 | | | | | | | | | | | | | | |
| living with parents for 6+ weeks..... | 82.1 | 88.3 | 70.7 | 80.1 | 82.7 | 81.1 | 80.9 | 81.7 | 81.5 | 83.2 | 83.2 | 84.3 | 87.7 | 81.9 |
| dependent on parent's tax return..... | 83.3 | 90.3 | 75.9 | 85.6 | 90.6 | 90.9 | 94.5 | 88.1 | 90.7 | 93.0 | 88.5 | 90.6 | 93.3 | 89.4 |
| receiving \$600+ from parents..... | 67.7 | 80.0 | 71.4 | 76.4 | 86.1 | 89.7 | 94.4 | 79.5 | 85.1 | 89.3 | 78.1 | 83.8 | 87.6 | 83.1 |
| Marital Status | | | | | | | | | | | | | | |
| not presently married..... | 98.3 | 99.4 | 99.9 | 99.6 | 99.6 | 99.9 | 99.8 | 98.7 | 99.7 | 99.8 | 99.5 | 99.8 | 99.9 | 99.6 |
| married, living with spouse..... | 1.5 | 0.4 | 0.0 | 0.2 | 0.3 | 0.0 | 0.0 | 1.0 | 0.3 | 0.1 | 0.3 | 0.1 | 0.0 | 0.3 |
| married, not living with spouse..... | 0.3 | 0.2 | 0.1 | 0.2 | 0.1 | 0.1 | 0.1 | 0.3 | 0.0 | 0.1 | 0.2 | 0.1 | 0.1 | 0.1 |
| Twin Status | | | | | | | | | | | | | | |
| no..... | 98.2 | 98.2 | 98.6 | 98.4 | 98.2 | 98.2 | 98.2 | 98.1 | 98.3 | 98.4 | 98.3 | 98.1 | 98.1 | 98.2 |
| yes, identical..... | 0.6 | 0.7 | 0.5 | 0.7 | 0.7 | 0.7 | 0.6 | 0.8 | 0.5 | 0.5 | 0.6 | 0.5 | 0.6 | 0.7 |
| yes, fraternal..... | 1.2 | 1.1 | 0.9 | 0.9 | 1.2 | 1.1 | 1.2 | 1.1 | 1.2 | 1.1 | 1.0 | 1.4 | 1.3 | 1.1 |

WEIGHTED NATIONAL NORMS FOR FOUR-YEAR COLLEGES

FALL 1985

| Activities Engaged in by Students During the Past Year | 4-Year Public Colleges | | | 4-Year Private Nonsectarian Colleges | | | | 4-Year Other Sectarian Colleges | | | 4-Year Catholic Colleges | | | All Private 4-Year Colleges |
|---|------------------------|--------|------|--------------------------------------|--------|------|-----------|---------------------------------|--------|------|--------------------------|--------|------|-----------------------------|
| | Selectivity Level | | | Selectivity Level | | | | Selectivity Level | | | Selectivity Level | | | |
| | Low | Medium | High | Low | Medium | High | Very High | Low | Medium | High | Low | Medium | High | |
| used a personal computer (3).... | 24.6 | 28.3 | 35.3 | 24.5 | 23.2 | 27.0 | 25.4 | 23.5 | 25.3 | 25.2 | 22.0 | 24.9 | 26.0 | 24.6 |
| played a musical instrument..... | 43.4 | 39.8 | 46.2 | 43.8 | 43.6 | 47.6 | 52.6 | 51.7 | 54.5 | 53.7 | 39.5 | 41.1 | 41.1 | 47.0 |
| attended a religious service.... | 87.1 | 86.4 | 85.6 | 90.9 | 84.4 | 80.2 | 75.5 | 92.5 | 90.6 | 88.6 | 93.1 | 92.7 | 94.5 | 88.6 |
| participated in speech or debate pres of 1 or more student orgs.. | 26.2 | 25.0 | 32.1 | 29.1 | 28.3 | 31.8 | 34.6 | 27.2 | 30.8 | 29.0 | 28.3 | 27.6 | 27.5 | 29.3 |
| was bored in class..... | 29.8 | 22.4 | 36.4 | 32.1 | 30.1 | 31.8 | 38.2 | 31.4 | 32.7 | 32.9 | 30.7 | 27.9 | 27.4 | 31.7 |
| had major part in a play..... | 90.3 | 94.0 | 95.6 | 91.1 | 93.8 | 94.6 | 95.7 | 93.8 | 95.3 | 95.4 | 90.7 | 94.3 | 95.5 | 93.5 |
| won varsity letter in sports.... | 23.4 | 16.5 | 17.1 | 24.7 | 21.4 | 21.8 | 24.1 | 24.8 | 25.1 | 21.8 | 18.4 | 17.2 | 16.5 | 22.6 |
| didn't complete homework on time won award in art contest..... | 45.9 | 48.7 | 63.7 | 44.8 | 49.8 | 52.9 | 53.5 | 49.1 | 56.9 | 53.1 | 50.1 | 49.5 | 49.2 | 49.8 |
| edited school paper, yearbook, mag | 69.0 | 71.0 | 71.7 | 70.3 | 72.2 | 70.2 | 71.9 | 72.9 | 72.4 | 70.9 | 66.8 | 66.8 | 65.6 | 70.5 |
| tutored another student..... | 17.4 | 15.2 | 13.6 | 20.3 | 20.2 | 20.3 | 17.9 | 16.9 | 16.5 | 16.5 | 18.1 | 15.3 | 14.3 | 18.2 |
| asked teacher for advice (3).... | 18.2 | 17.9 | 20.0 | 17.6 | 22.5 | 24.5 | 33.6 | 18.0 | 20.5 | 22.6 | 20.9 | 19.9 | 21.8 | 21.1 |
| participated in science contest. | 39.9 | 43.5 | 61.3 | 43.2 | 46.0 | 54.8 | 63.2 | 42.8 | 45.6 | 53.3 | 45.9 | 49.0 | 56.3 | 48.1 |
| did extra course work or reading was guest in teacher's home.... | 24.6 | 23.0 | 27.6 | 29.5 | 29.3 | 32.6 | 35.5 | 28.9 | 30.1 | 31.1 | 29.3 | 28.6 | 27.6 | 30.1 |
| studied with other students..... | 17.5 | 14.0 | 21.3 | 19.3 | 16.4 | 17.2 | 16.8 | 16.3 | 15.8 | 17.3 | 16.0 | 16.4 | 15.8 | 17.2 |
| overslept and missed class/appt. | 70.1 | 69.1 | 72.9 | 72.7 | 74.3 | 73.9 | 74.9 | 70.4 | 70.8 | 73.2 | 73.9 | 72.6 | 74.5 | 72.8 |
| smoked cigarettes (3)..... | 38.2 | 28.6 | 37.5 | 36.0 | 36.4 | 38.7 | 41.9 | 43.9 | 42.8 | 41.3 | 37.1 | 31.7 | 28.5 | 38.3 |
| performed volunteer work..... | 88.9 | 89.6 | 92.7 | 89.1 | 90.7 | 91.6 | 92.4 | 90.7 | 91.5 | 92.1 | 90.6 | 92.5 | 92.9 | 90.9 |
| missed school because of illness | 26.3 | 29.0 | 27.6 | 30.8 | 31.6 | 32.3 | 33.2 | 29.3 | 27.9 | 28.6 | 25.4 | 28.6 | 26.4 | 29.9 |
| attended recital/concert..... | 7.5 | 8.1 | 3.3 | 7.3 | 10.8 | 8.7 | 4.7 | 5.0 | 5.7 | 5.7 | 8.8 | 7.3 | 7.2 | 7.0 |
| drank beer..... | 70.6 | 69.9 | 76.1 | 71.7 | 73.2 | 76.2 | 78.1 | 76.9 | 75.9 | 76.2 | 77.7 | 77.2 | 77.9 | 75.3 |
| felt overwhelmed (3)..... | 78.2 | 80.2 | 75.3 | 76.8 | 80.9 | 79.3 | 80.1 | 78.9 | 81.3 | 80.4 | 78.9 | 81.0 | 78.6 | 79.1 |
| felt depressed (3)..... | 75.5 | 78.6 | 80.3 | 80.0 | 81.5 | 84.4 | 87.6 | 80.3 | 83.5 | 85.5 | 77.3 | 78.5 | 80.6 | 81.6 |
| other..... | 58.6 | 72.9 | 69.9 | 48.7 | 71.9 | 71.8 | 73.1 | 43.7 | 64.1 | 69.9 | 69.8 | 71.9 | 75.4 | 60.9 |
| other..... | 72.6 | 76.6 | 77.0 | 74.5 | 75.4 | 75.7 | 73.5 | 73.8 | 75.1 | 73.9 | 74.2 | 77.0 | 76.4 | 74.8 |
| other..... | 15.3 | 17.2 | 16.8 | 18.1 | 18.3 | 20.4 | 20.7 | 20.2 | 20.7 | 20.6 | 16.8 | 20.1 | 20.3 | 19.4 |
| other..... | 10.1 | 7.6 | 6.9 | 9.6 | 8.8 | 8.6 | 9.1 | 10.2 | 8.0 | 9.1 | 8.7 | 9.0 | 8.5 | 9.2 |
| Highest Degree Planned at Freshman College | | | | | | | | | | | | | | |
| none..... | 5.0 | 3.0 | 1.6 | 2.3 | 1.7 | 1.3 | 0.5 | 4.6 | 3.0 | 1.7 | 3.7 | 2.0 | 1.6 | 2.4 |
| vocational certificate..... | 1.1 | 0.3 | 0.2 | 0.9 | 0.2 | 0.1 | 0.0 | 0.7 | 0.6 | 0.1 | 0.2 | 0.2 | 0.3 | 0.4 |
| associate (A.A. or equivalent).. | 3.8 | 2.8 | 1.2 | 4.4 | 1.6 | 0.6 | 0.3 | 4.1 | 1.6 | 1.0 | 3.0 | 3.6 | 1.0 | 2.6 |
| bachelor's (B.A., B.S.)..... | 69.7 | 75.4 | 81.0 | 73.7 | 77.4 | 83.7 | 89.8 | 76.1 | 83.1 | 86.8 | 75.0 | 76.9 | 77.5 | 78.9 |
| master's (M.A., M.S.)..... | 14.7 | 14.7 | 13.7 | 13.1 | 16.0 | 11.0 | 6.8 | 10.1 | 8.3 | 7.7 | 13.4 | 12.8 | 15.8 | 11.5 |
| Ph.D. or Ed.D..... | 2.2 | 1.4 | 1.6 | 1.3 | 0.9 | 1.5 | 1.1 | 1.4 | 0.9 | 0.8 | 1.6 | 1.2 | 1.2 | 1.2 |
| M.D., D.O., D.D.S. or D.V.M..... | 0.6 | 0.8 | 0.3 | 0.9 | 0.5 | 0.4 | 0.5 | 0.4 | 0.5 | 0.5 | 0.7 | 0.6 | 0.5 | 0.6 |
| LL.B. or J.D. (law)..... | 0.5 | 0.3 | 0.1 | 1.5 | 0.3 | 0.5 | 0.5 | 0.4 | 0.6 | 0.6 | 0.9 | 1.1 | 0.5 | 0.8 |
| B.D. or M.Div. (divinity)..... | 0.2 | 0.1 | 0.1 | 0.3 | 0.2 | 0.2 | 0.1 | 0.4 | 0.2 | 0.2 | 0.3 | 0.2 | 0.1 | 0.2 |
| other..... | 2.2 | 1.1 | 0.4 | 1.7 | 1.4 | 0.7 | 0.3 | 1.8 | 1.3 | 0.5 | 1.3 | 1.4 | 1.3 | 1.3 |
| Highest Degree Planned Anywhere | | | | | | | | | | | | | | |
| none..... | 3.0 | 1.5 | 0.8 | 1.6 | 1.6 | 1.0 | 0.3 | 1.3 | 1.2 | 0.9 | 2.3 | 1.3 | 0.8 | 1.3 |
| vocational certificate..... | 1.2 | 0.2 | 0.1 | 0.6 | 0.1 | 0.1 | 0.0 | 0.5 | 0.3 | 0.1 | 0.3 | 0.1 | 0.2 | 0.3 |
| associate (A.A. or equivalent).. | 1.3 | 0.7 | 0.3 | 2.3 | 0.9 | 0.2 | 0.1 | 2.3 | 0.5 | 0.2 | 1.3 | 1.4 | 0.2 | 1.3 |
| bachelor's (B.A., B.S.)..... | 43.9 | 42.8 | 22.8 | 38.0 | 32.4 | 20.6 | 8.7 | 41.0 | 32.1 | 22.4 | 37.8 | 34.1 | 29.5 | 31.7 |
| master's (M.A., M.S.)..... | 31.6 | 38.1 | 49.2 | 32.1 | 40.8 | 41.4 | 37.1 | 33.4 | 35.9 | 38.1 | 35.7 | 35.2 | 42.9 | 36.1 |
| Ph.D. or Ed.D..... | 8.7 | 7.9 | 18.6 | 11.5 | 10.9 | 17.1 | 25.8 | 9.2 | 12.5 | 16.6 | 9.1 | 11.2 | 11.0 | 13.0 |
| M.D., D.O., D.D.S. or D.V.M..... | 4.5 | 4.4 | 4.8 | 5.7 | 6.3 | 10.8 | 14.6 | 6.4 | 8.9 | 12.1 | 6.4 | 9.7 | 7.9 | 8.2 |
| LL.B. or J.D. (law)..... | 2.8 | 3.2 | 2.2 | 5.5 | 5.0 | 7.0 | 11.9 | 2.5 | 6.3 | 8.1 | 4.4 | 5.1 | 5.6 | 5.8 |
| B.D. or M.Div. (divinity)..... | 0.6 | 0.2 | 0.2 | 0.7 | 0.2 | 0.3 | 0.3 | 1.5 | 0.4 | 0.4 | 0.8 | 0.3 | 0.3 | 0.6 |
| other..... | 2.4 | 1.2 | 0.9 | 2.0 | 1.8 | 1.4 | 1.2 | 1.8 | 1.9 | 1.2 | 1.9 | 1.5 | 1.6 | 1.7 |

WEIGHTED NATIONAL NORMS FOR FOUR-YEAR COLLEGES

FALL 1985

| | 4-Year Public Colleges | | | 4-Year Private Nonsectarian Colleges | | | | 4-Year Other Sectarian Colleges | | | 4-Year Catholic Colleges | | | All Private 4-Year Colleges |
|---|------------------------|--------|------|--------------------------------------|--------|------|-----------|---------------------------------|--------|------|--------------------------|--------|------|-----------------------------|
| | Selectivity Level | | | Selectivity Level | | | | Selectivity Level | | | Selectivity Level | | | |
| | Low | Medium | High | Low | Medium | High | Very High | Low | Medium | High | Low | Medium | High | |
| Current Religious Preference | | | | | | | | | | | | | | |
| Baptist..... | 30.1 | 8.1 | 10.5 | 24.5 | 8.7 | 5.8 | 2.4 | 28.7 | 11.3 | 8.1 | 4.1 | 3.0 | 2.1 | 14.4 |
| Buddhist..... | 0.2 | 0.2 | 0.3 | 0.4 | 0.3 | 0.6 | 0.8 | 0.1 | 0.2 | 0.4 | 0.1 | 0.3 | 0.2 | 0.4 |
| Congregational (UCC)..... | 1.4 | 2.0 | 1.4 | 1.9 | 1.1 | 2.5 | 3.6 | 1.4 | 2.1 | 2.2 | 0.4 | 0.5 | 0.4 | 1.7 |
| Eastern Orthodox..... | 0.3 | 0.8 | 0.4 | 0.6 | 0.8 | 0.9 | 0.9 | 0.1 | 0.4 | 0.6 | 0.2 | 0.6 | 0.7 | 0.6 |
| Episcopal..... | 1.6 | 2.6 | 4.0 | 2.1 | 4.4 | 6.1 | 7.7 | 2.4 | 4.4 | 7.3 | 1.5 | 1.6 | 1.0 | 3.5 |
| Islamic..... | 0.2 | 0.0 | 0.1 | 0.4 | 0.2 | 0.4 | 0.5 | 0.1 | 0.1 | 0.2 | 0.2 | 0.4 | 0.2 | 0.3 |
| Jewish..... | 1.3 | 2.2 | 1.2 | 1.9 | 5.0 | 4.5 | 11.3 | 0.3 | 0.8 | 1.7 | 0.1 | 0.2 | 0.4 | 2.5 |
| Latter Day Saints (Mormon)..... | 0.3 | 0.2 | 0.9 | 0.0 | 0.3 | 0.3 | 0.1 | 0.3 | 0.2 | 0.1 | 0.1 | 0.1 | 0.0 | 0.2 |
| Lutheran..... | 4.7 | 7.3 | 7.1 | 3.1 | 3.9 | 4.3 | 3.8 | 5.2 | 9.8 | 18.1 | 2.7 | 3.3 | 4.0 | 5.2 |
| Methodist..... | 10.4 | 9.3 | 9.6 | 8.0 | 8.7 | 5.8 | 4.6 | 11.5 | 13.8 | 11.2 | 4.0 | 3.2 | 1.7 | 7.9 |
| Presbyterian..... | 3.5 | 4.0 | 7.3 | 4.1 | 5.0 | 7.6 | 6.5 | 4.3 | 11.9 | 9.5 | 1.6 | 2.2 | 1.5 | 5.3 |
| Quaker (Society of Friends)..... | 0.1 | 0.1 | 0.0 | 0.1 | 0.2 | 0.3 | 1.1 | 0.3 | 0.3 | 0.7 | 0.0 | 0.1 | 0.1 | 0.3 |
| Roman Catholic..... | 26.5 | 47.1 | 35.3 | 24.9 | 44.2 | 33.2 | 26.1 | 11.1 | 16.2 | 22.5 | 76.1 | 74.7 | 81.4 | 33.7 |
| Seventh Day Adventist..... | 0.2 | 0.2 | 0.1 | 0.2 | 0.1 | 0.2 | 0.2 | 1.7 | 0.1 | 0.1 | 0.3 | 0.2 | 0.2 | 0.4 |
| other Protestant..... | 4.6 | 4.4 | 6.9 | 10.9 | 3.8 | 6.9 | 4.4 | 17.0 | 17.6 | 4.2 | 2.0 | 2.4 | 1.2 | 8.9 |
| other religion..... | 7.0 | 3.8 | 2.9 | 11.5 | 3.1 | 4.9 | 4.0 | 10.3 | 4.5 | 3.6 | 2.8 | 2.6 | 1.5 | 6.7 |
| none..... | 7.6 | 7.7 | 12.1 | 5.5 | 10.3 | 15.8 | 21.8 | 5.1 | 6.2 | 9.4 | 3.9 | 4.6 | 3.3 | 8.2 |
| Student Considers Self a "Born-Again" Christian | | | | | | | | | | | | | | |
| yes..... | 35.6 | 16.4 | 22.8 | 38.5 | 16.9 | 15.9 | 7.3 | 58.7 | 39.0 | 21.4 | 12.9 | 11.1 | 7.8 | 29.4 |
| no..... | 64.4 | 83.6 | 77.2 | 61.5 | 83.1 | 84.1 | 92.7 | 41.3 | 61.0 | 78.6 | 87.1 | 88.9 | 92.2 | 70.6 |
| Have Met or Exceeded Recommended Years of Study in (*) | | | | | | | | | | | | | | |
| English (4 years)..... | 89.5 | 95.3 | 94.4 | 94.4 | 96.7 | 96.9 | 98.3 | 91.6 | 92.3 | 95.4 | 95.8 | 96.5 | 98.0 | 95.0 |
| mathematics (3 years)..... | 80.3 | 91.2 | 95.3 | 87.2 | 92.7 | 96.5 | 98.7 | 82.1 | 90.5 | 94.0 | 86.0 | 91.8 | 96.1 | 90.0 |
| foreign language (2 years)..... | 50.0 | 75.9 | 84.8 | 62.4 | 84.7 | 90.3 | 97.4 | 53.7 | 73.3 | 80.4 | 75.0 | 82.4 | 87.2 | 73.7 |
| physical science (2 years)..... | 48.4 | 58.0 | 69.1 | 48.5 | 59.3 | 68.2 | 74.9 | 47.4 | 60.8 | 64.6 | 49.7 | 55.9 | 64.3 | 56.6 |
| biological science (2 years)..... | 35.6 | 39.3 | 30.7 | 35.2 | 38.3 | 39.2 | 38.9 | 37.5 | 41.3 | 40.3 | 35.3 | 37.6 | 35.8 | 37.5 |
| history or Am. gov't (1 year).... | 99.1 | 99.4 | 99.2 | 99.0 | 99.6 | 99.5 | 99.6 | 99.2 | 99.2 | 99.6 | 98.9 | 99.3 | 99.6 | 99.3 |
| computer science (1/2 year)..... | 54.1 | 65.5 | 70.8 | 54.5 | 62.0 | 65.0 | 62.8 | 54.0 | 62.9 | 63.4 | 57.1 | 62.2 | 67.8 | 59.3 |
| art or music (1 year)..... | 66.1 | 58.0 | 54.0 | 63.0 | 63.0 | 65.9 | 68.0 | 64.7 | 72.2 | 65.6 | 60.8 | 58.7 | 57.3 | 64.1 |
| Student Rated Self Above Average or Highest 10% in | | | | | | | | | | | | | | |
| academic ability..... | 51.9 | 61.9 | 84.9 | 49.8 | 58.6 | 77.2 | 92.4 | 54.4 | 65.9 | 77.8 | 49.2 | 60.2 | 71.4 | 62.0 |
| artistic ability..... | 20.9 | 21.8 | 25.5 | 24.0 | 26.2 | 32.6 | 35.3 | 21.0 | 23.6 | 26.8 | 20.1 | 21.9 | 23.0 | 25.1 |
| drive to achieve..... | 61.3 | 62.7 | 80.0 | 66.0 | 66.6 | 72.7 | 80.2 | 62.0 | 67.3 | 71.0 | 62.4 | 67.2 | 70.0 | 67.6 |
| emotional health..... | 61.1 | 59.9 | 70.6 | 64.6 | 63.8 | 64.6 | 67.1 | 62.3 | 63.7 | 63.3 | 57.3 | 61.4 | 62.2 | 63.4 |
| leadership ability..... | 49.7 | 51.0 | 70.7 | 54.9 | 54.8 | 59.3 | 65.3 | 53.9 | 57.0 | 60.8 | 52.9 | 52.3 | 56.0 | 56.2 |
| mathematical ability..... | 33.7 | 42.5 | 67.5 | 33.4 | 36.7 | 48.2 | 59.7 | 33.5 | 40.5 | 48.0 | 29.9 | 39.8 | 47.3 | 39.5 |
| physical health..... | 59.9 | 63.0 | 71.0 | 64.7 | 62.8 | 64.7 | 65.8 | 59.0 | 63.2 | 64.2 | 59.4 | 63.9 | 64.8 | 63.2 |
| popularity..... | 42.8 | 44.4 | 53.4 | 47.8 | 45.4 | 47.6 | 48.9 | 40.2 | 43.0 | 45.3 | 40.6 | 42.9 | 45.2 | 45.0 |
| self-confidence (intell)..... | 55.0 | 53.8 | 71.5 | 59.1 | 58.4 | 64.4 | 72.0 | 53.1 | 58.2 | 63.7 | 51.2 | 57.9 | 59.2 | 59.2 |
| self-confidence (social)..... | 48.2 | 48.2 | 54.7 | 53.8 | 51.3 | 50.0 | 49.6 | 45.5 | 47.2 | 47.9 | 46.5 | 47.8 | 49.5 | 49.6 |
| writing ability..... | 35.6 | 37.3 | 55.5 | 38.3 | 43.0 | 51.5 | 65.9 | 37.9 | 43.7 | 51.3 | 36.4 | 40.2 | 43.5 | 43.5 |
| U.S. Citizen | | | | | | | | | | | | | | |
| yes..... | 98.9 | 97.9 | 98.9 | 98.2 | 97.6 | 95.2 | 95.2 | 98.3 | 97.9 | 98.3 | 96.4 | 96.4 | 97.4 | 97.4 |
| no..... | 1.1 | 2.1 | 1.1 | 1.8 | 2.4 | 4.8 | 4.8 | 1.7 | 2.1 | 1.7 | 3.6 | 3.6 | 2.6 | 2.6 |

WEIGHTED NATIONAL NORMS FOR FOUR-YEAR COLLEGES

FALL 1985

| | 4-Year Public Colleges | | | 4-Year Private Nonsectarian Colleges | | | | 4-Year Other Sectarian Colleges | | | 4-Year Catholic Colleges | | | All Private 4-Year Colleges |
|---|------------------------|--------|------|--------------------------------------|--------|------|-----------|---------------------------------|--------|------|--------------------------|--------|------|-----------------------------|
| | Selectivity Level | | | Selectivity Level | | | | Selectivity Level | | | Selectivity Level | | | |
| | Low | Medium | High | Low | Medium | High | Very High | Low | Medium | High | Low | Medium | High | |
| Reasons Noted as Very Important in Deciding to go to College | | | | | | | | | | | | | | |
| get a better job..... | 84.4 | 83.8 | 79.7 | 81.9 | 78.9 | 73.4 | 64.8 | 76.9 | 76.9 | 74.8 | 78.6 | 81.7 | 83.1 | 77.7 |
| gain general education..... | 62.3 | 57.7 | 63.4 | 65.9 | 64.3 | 70.0 | 81.0 | 57.6 | 62.0 | 69.5 | 67.4 | 63.9 | 64.9 | 65.7 |
| improve reading and study skills | 46.7 | 37.6 | 33.2 | 48.4 | 39.3 | 39.9 | 38.7 | 39.9 | 38.5 | 39.3 | 48.6 | 41.8 | 40.3 | 42.5 |
| nothing better to do..... | 3.9 | 1.6 | 1.9 | 2.9 | 1.4 | 1.9 | 2.6 | 2.1 | 1.6 | 1.9 | 2.2 | 1.8 | 1.2 | 2.2 |
| become a more cultured person... | 34.5 | 28.6 | 35.0 | 41.7 | 39.4 | 41.7 | 47.8 | 30.6 | 35.6 | 43.0 | 40.1 | 39.0 | 39.1 | 39.3 |
| make more money..... | 72.9 | 70.8 | 57.2 | 72.0 | 63.9 | 56.5 | 46.1 | 59.2 | 56.2 | 57.5 | 64.1 | 65.2 | 64.9 | 62.4 |
| learn more about things..... | 72.7 | 69.9 | 76.1 | 75.0 | 74.2 | 79.1 | 84.8 | 71.6 | 72.3 | 77.3 | 76.2 | 73.6 | 72.3 | 75.3 |
| prepare for graduate school..... | 44.7 | 39.3 | 44.7 | 49.2 | 45.2 | 51.3 | 59.5 | 39.8 | 44.8 | 53.6 | 47.8 | 49.5 | 47.7 | 48.1 |
| parents wanted me to go..... | 19.5 | 13.6 | 14.1 | 23.3 | 16.6 | 16.2 | 16.6 | 19.0 | 16.8 | 16.2 | 20.9 | 17.4 | 16.5 | 19.0 |
| could not find a job..... | 6.5 | 2.4 | 1.0 | 4.3 | 2.1 | 1.6 | 0.8 | 2.8 | 1.6 | 1.4 | 3.0 | 2.2 | 1.7 | 2.6 |
| get away from home..... | 10.0 | 7.9 | 9.5 | 9.8 | 9.8 | 9.0 | 10.4 | 9.7 | 10.9 | 11.1 | 9.2 | 8.9 | 8.0 | 9.7 |
| Reasons Noted as Very Important in Selecting this College | | | | | | | | | | | | | | |
| relatives wanted me to come here | 7.8 | 4.7 | 5.9 | 10.3 | 4.1 | 5.4 | 4.2 | 7.6 | 6.1 | 4.6 | 7.9 | 6.7 | 5.9 | 7.1 |
| teacher advised me..... | 5.9 | 3.0 | 3.2 | 6.2 | 4.3 | 5.6 | 4.9 | 3.1 | 3.8 | 3.8 | 4.5 | 3.8 | 3.3 | 4.6 |
| has a good academic reputation.. | 48.4 | 49.0 | 75.5 | 59.5 | 60.3 | 76.2 | 85.7 | 50.7 | 69.0 | 76.2 | 60.1 | 65.9 | 73.2 | 64.6 |
| has a good social reputation.... | 21.8 | 19.6 | 20.4 | 25.5 | 20.4 | 20.7 | 26.1 | 21.8 | 25.7 | 24.0 | 22.1 | 23.3 | 22.8 | 23.4 |
| offered financial assistance.... | 28.7 | 13.2 | 26.6 | 30.4 | 31.3 | 28.4 | 25.6 | 38.4 | 36.1 | 35.2 | 40.2 | 36.1 | 28.3 | 32.8 |
| offers special educ programs.... | 23.3 | 16.7 | 32.9 | 25.8 | 26.1 | 27.4 | 21.7 | 20.8 | 20.2 | 21.8 | 26.2 | 23.2 | 19.3 | 23.7 |
| has low tuition..... | 31.9 | 27.8 | 27.6 | 15.4 | 4.1 | 2.4 | 1.3 | 7.2 | 3.8 | 2.2 | 8.6 | 5.7 | 5.8 | 7.5 |
| advice of guidance counselor.... | 8.4 | 6.6 | 5.4 | 7.8 | 7.5 | 8.3 | 8.8 | 4.4 | 5.4 | 5.6 | 8.8 | 7.0 | 6.2 | 6.9 |
| wanted to live near home..... | 22.1 | 21.7 | 7.7 | 13.7 | 12.7 | 8.5 | 4.4 | 14.3 | 10.1 | 8.1 | 17.1 | 17.0 | 18.1 | 12.5 |
| friend suggested attending..... | 9.2 | 6.1 | 5.5 | 9.1 | 6.8 | 6.2 | 5.1 | 11.5 | 6.8 | 6.7 | 8.4 | 6.7 | 6.5 | 8.1 |
| college rep recruited me..... | 6.2 | 2.0 | 3.3 | 5.6 | 6.2 | 5.2 | 3.8 | 10.0 | 8.3 | 6.7 | 10.5 | 6.3 | 3.0 | 6.7 |
| athletic department recruited me | 5.9 | 4.4 | 7.6 | 5.6 | 7.5 | 5.9 | 4.9 | 11.1 | 10.2 | 7.8 | 11.7 | 9.5 | 3.4 | 7.6 |
| graduates go to top grad schools | 21.4 | 17.8 | 34.3 | 27.9 | 27.2 | 40.7 | 50.0 | 19.1 | 31.9 | 40.5 | 26.3 | 32.7 | 32.9 | 30.9 |
| graduates get good jobs..... | 41.3 | 38.1 | 64.7 | 50.0 | 50.5 | 56.6 | 51.4 | 38.3 | 51.2 | 52.2 | 48.3 | 53.8 | 58.3 | 49.7 |
| not offered aid by first choice. | 6.0 | 5.2 | 3.5 | 5.0 | 4.4 | 3.6 | 2.7 | 4.3 | 3.6 | 4.0 | 5.9 | 4.5 | 4.0 | 4.3 |
| Number of Other Colleges Applied to for Admission this Year | | | | | | | | | | | | | | |
| none..... | 35.2 | 27.4 | 19.4 | 30.5 | 17.5 | 14.5 | 14.4 | 34.7 | 25.0 | 19.2 | 21.0 | 20.4 | 20.6 | 24.4 |
| one..... | 22.9 | 22.3 | 15.0 | 20.3 | 15.8 | 14.2 | 5.7 | 22.2 | 19.6 | 17.0 | 19.4 | 19.6 | 18.8 | 18.0 |
| two..... | 18.4 | 20.1 | 19.2 | 17.3 | 19.3 | 16.1 | 8.4 | 16.6 | 19.4 | 19.5 | 21.3 | 21.5 | 20.5 | 17.5 |
| three..... | 12.6 | 16.4 | 17.3 | 15.7 | 18.8 | 17.9 | 13.1 | 14.6 | 16.1 | 17.6 | 19.0 | 19.7 | 18.5 | 16.6 |
| four..... | 5.9 | 7.4 | 10.6 | 7.9 | 11.8 | 13.5 | 15.4 | 6.2 | 9.9 | 11.3 | 10.5 | 9.6 | 10.1 | 9.8 |
| five..... | 2.7 | 3.8 | 6.3 | 4.5 | 8.6 | 10.7 | 14.8 | 3.0 | 5.4 | 7.1 | 4.8 | 5.2 | 6.2 | 6.4 |
| six or more..... | 2.3 | 2.6 | 8.1 | 3.8 | 8.1 | 13.2 | 28.3 | 2.7 | 4.7 | 8.3 | 4.1 | 3.9 | 5.4 | 7.2 |
| Number of Other College Acceptances this Year (5) | | | | | | | | | | | | | | |
| none..... | 17.3 | 11.9 | 6.8 | 15.4 | 8.4 | 7.0 | 5.6 | 12.2 | 8.8 | 6.8 | 11.2 | 9.1 | 8.6 | 10.4 |
| one..... | 31.6 | 32.3 | 26.4 | 28.6 | 25.1 | 22.4 | 15.4 | 33.3 | 28.0 | 25.0 | 27.7 | 28.3 | 27.9 | 26.7 |
| two..... | 24.6 | 27.3 | 25.3 | 24.7 | 26.6 | 24.9 | 20.8 | 25.1 | 27.4 | 26.4 | 27.6 | 27.9 | 27.7 | 25.5 |
| three..... | 15.5 | 16.9 | 20.7 | 17.7 | 20.2 | 22.1 | 22.4 | 17.9 | 19.7 | 21.5 | 19.4 | 20.6 | 19.1 | 19.6 |
| four..... | 6.6 | 6.8 | 10.5 | 7.5 | 10.9 | 12.9 | 16.9 | 6.4 | 9.5 | 11.4 | 8.2 | 8.4 | 8.8 | 9.7 |
| five..... | 2.1 | 3.0 | 4.7 | 3.2 | 5.0 | 5.6 | 8.9 | 2.7 | 4.0 | 4.9 | 3.5 | 3.1 | 4.7 | 4.3 |
| six or more..... | 1.9 | 1.8 | 5.6 | 2.8 | 3.7 | 5.0 | 9.9 | 2.4 | 2.6 | 4.0 | 2.4 | 2.7 | 3.3 | 3.7 |

WEIGHTED NATIONAL NORMS FOR FOUR-YEAR COLLEGES

FALL 1985

| Probable Major Field of Study | 4-Year Public Colleges | | | 4-Year Private Nonsectarian Colleges | | | | 4-Year Other Sectarian Colleges | | | 4-Year Catholic Colleges | | | All Private 4-Year Colleges |
|----------------------------------|------------------------|--------|------|--------------------------------------|--------|------|-----------|---------------------------------|--------|------|--------------------------|--------|------|-----------------------------|
| | Selectivity Level | | | Selectivity Level | | | | Selectivity Level | | | Selectivity Level | | | |
| | Low | Medium | High | Low | Medium | High | Very High | Low | Medium | High | Low | Medium | High | |
| ARTS and HUMANITIES | | | | | | | | | | | | | | |
| art, fine and applied..... | 1.8 | 2.4 | 0.6 | 5.1 | 5.1 | 5.0 | 1.5 | 1.7 | 1.7 | 1.7 | 2.0 | 1.4 | 1.1 | 3.2 |
| English (language & literature). | 0.8 | 0.9 | 0.8 | 0.9 | 1.8 | 3.6 | 7.1 | 0.7 | 2.2 | 3.0 | 1.4 | 1.4 | 1.3 | 2.0 |
| history..... | 0.6 | 0.8 | 0.9 | 1.1 | 0.6 | 1.8 | 3.9 | 1.0 | 1.1 | 1.4 | 0.9 | 0.6 | 0.8 | 1.3 |
| journalism..... | 1.4 | 1.4 | 0.7 | 1.7 | 2.3 | 1.3 | 1.2 | 1.0 | 1.3 | 1.4 | 1.9 | 1.3 | 1.9 | 1.5 |
| language (except English)..... | 0.2 | 0.5 | 1.1 | 0.3 | 0.9 | 1.7 | 2.5 | 0.4 | 0.8 | 1.7 | 0.6 | 0.9 | 0.8 | 0.9 |
| music..... | 1.5 | 0.9 | 0.4 | 1.0 | 1.8 | 1.2 | 1.1 | 3.2 | 1.8 | 1.8 | 1.0 | 0.4 | 0.1 | 1.5 |
| philosophy..... | 0.1 | 0.1 | 0.1 | 0.1 | 0.1 | 0.4 | 1.2 | 0.1 | 0.2 | 0.4 | 0.2 | 0.3 | 0.3 | 0.3 |
| speech..... | 0.1 | 0.1 | 0.1 | 0.2 | 0.2 | 0.1 | 0.0 | 0.2 | 0.2 | 0.2 | 0.1 | 0.2 | 0.1 | 0.2 |
| theater or drama..... | 0.7 | 0.6 | 0.4 | 0.9 | 2.1 | 1.3 | 1.0 | 0.9 | 0.9 | 1.0 | 0.8 | 1.2 | 0.4 | 1.1 |
| theology or religion..... | 0.0 | 0.0 | 0.0 | 0.7 | 0.2 | 0.2 | 0.2 | 2.7 | 0.4 | 0.4 | 0.2 | 0.3 | 0.2 | 0.8 |
| other arts and humanities..... | 0.6 | 0.7 | 0.2 | 0.4 | 1.0 | 0.8 | 0.9 | 0.6 | 0.4 | 0.7 | 1.1 | 1.0 | 0.5 | 0.7 |
| BIOLOGICAL SCIENCE | | | | | | | | | | | | | | |
| biology (general)..... | 1.2 | 2.2 | 1.5 | 2.1 | 2.4 | 2.9 | 5.1 | 2.0 | 2.5 | 4.1 | 2.4 | 2.4 | 3.6 | 2.7 |
| biochemistry or biophysics..... | 0.2 | 0.4 | 0.6 | 0.5 | 0.6 | 1.1 | 2.0 | 0.3 | 0.5 | 0.9 | 0.2 | 0.7 | 0.9 | 0.7 |
| botany..... | 0.0 | 0.0 | 0.0 | 0.0 | 0.0 | 0.0 | 0.0 | 0.0 | 0.0 | 0.0 | 0.0 | 0.0 | 0.0 | 0.0 |
| marine (life) science..... | 0.4 | 0.4 | 0.5 | 0.3 | 0.5 | 0.4 | 0.6 | 0.3 | 0.6 | 0.5 | 0.2 | 0.4 | 0.4 | 0.4 |
| microbiology or bacteriology.... | 0.1 | 0.2 | 0.1 | 0.2 | 0.1 | 0.2 | 0.3 | 0.1 | 0.3 | 0.3 | 0.0 | 0.2 | 0.2 | 0.2 |
| zoology..... | 0.4 | 0.3 | 0.2 | 0.3 | 0.3 | 0.2 | 0.3 | 0.2 | 0.4 | 0.3 | 0.1 | 0.1 | 0.1 | 0.2 |
| other biological science..... | 0.5 | 0.3 | 0.3 | 0.3 | 0.3 | 0.4 | 0.9 | 0.3 | 0.5 | 0.4 | 0.5 | 0.2 | 0.3 | 0.4 |
| BUSINESS | | | | | | | | | | | | | | |
| accounting..... | 8.4 | 8.7 | 2.5 | 8.7 | 7.7 | 1.9 | 0.8 | 6.9 | 5.7 | 3.6 | 8.9 | 9.0 | 9.9 | 6.6 |
| business admin. (general)..... | 8.0 | 5.9 | 3.2 | 8.8 | 8.9 | 5.5 | 3.5 | 8.3 | 8.6 | 7.2 | 8.5 | 9.8 | 8.5 | 7.9 |
| finance..... | 1.2 | 1.8 | 0.7 | 2.5 | 1.9 | 1.9 | 1.5 | 1.0 | 1.5 | 2.1 | 1.9 | 2.1 | 3.4 | 2.0 |
| marketing..... | 2.2 | 3.2 | 1.4 | 3.9 | 3.9 | 2.5 | 1.0 | 2.5 | 2.4 | 2.4 | 3.3 | 4.0 | 4.9 | 3.1 |
| management..... | 5.9 | 6.0 | 5.0 | 8.6 | 5.0 | 4.0 | 2.1 | 5.4 | 4.0 | 4.2 | 6.5 | 6.3 | 5.3 | 5.8 |
| secretarial studies..... | 1.4 | 0.3 | 0.1 | 1.7 | 0.2 | 0.0 | 0.0 | 1.3 | 0.1 | 0.1 | 0.4 | 0.1 | 0.1 | 0.7 |
| other business..... | 0.6 | 0.8 | 0.4 | 1.3 | 1.3 | 1.4 | 0.6 | 1.3 | 1.0 | 1.6 | 1.1 | 2.0 | 1.5 | 1.3 |
| EDUCATION | | | | | | | | | | | | | | |
| business education..... | 0.6 | 0.3 | 0.1 | 0.5 | 0.4 | 0.1 | 0.0 | 0.3 | 0.2 | 0.1 | 0.2 | 0.2 | 0.1 | 0.3 |
| elementary education..... | 5.2 | 3.7 | 3.4 | 2.8 | 4.0 | 1.2 | 0.3 | 7.0 | 4.9 | 1.9 | 5.0 | 2.4 | 1.9 | 3.4 |
| music or art education..... | 0.6 | 0.3 | 0.2 | 0.3 | 0.4 | 0.3 | 0.1 | 0.9 | 1.0 | 0.5 | 0.5 | 0.1 | 0.1 | 0.4 |
| physical education or recreation | 2.0 | 1.1 | 0.2 | 1.2 | 0.5 | 0.2 | 0.1 | 2.8 | 1.5 | 0.6 | 1.0 | 0.8 | 0.3 | 1.1 |
| secondary education..... | 1.7 | 1.3 | 1.8 | 1.2 | 1.1 | 0.7 | 0.4 | 2.5 | 2.7 | 1.3 | 2.2 | 1.3 | 0.9 | 1.4 |
| special education..... | 1.1 | 0.8 | 1.8 | 0.4 | 1.4 | 0.2 | 0.1 | 0.7 | 1.1 | 0.4 | 2.0 | 0.6 | 0.9 | 0.7 |
| other education..... | 0.5 | 0.2 | 0.2 | 0.2 | 0.3 | 0.1 | 0.1 | 0.4 | 0.1 | 0.1 | 1.0 | 0.2 | 0.3 | 0.3 |
| ENGINEERING | | | | | | | | | | | | | | |
| aeronautical or astronautical... | 0.4 | 0.6 | 12.9 | 0.8 | 0.3 | 0.5 | 0.8 | 0.3 | 0.6 | 0.4 | 0.3 | 0.4 | 0.8 | 0.5 |
| civil..... | 0.6 | 1.2 | 2.4 | 0.3 | 0.3 | 0.5 | 0.6 | 0.2 | 0.3 | 0.6 | 0.2 | 0.1 | 1.4 | 0.4 |
| chemical..... | 0.3 | 0.3 | 1.5 | 0.4 | 0.2 | 0.7 | 0.6 | 0.1 | 0.4 | 0.7 | 0.3 | 0.3 | 0.8 | 0.4 |
| electrical or electronic..... | 2.2 | 3.5 | 8.8 | 2.1 | 0.4 | 6.0 | 2.3 | 0.6 | 1.0 | 1.9 | 0.4 | 1.4 | 4.9 | 2.0 |
| industrial..... | 0.4 | 0.3 | 1.2 | 0.1 | 0.1 | 1.0 | 0.2 | 0.1 | 0.1 | 0.2 | 0.1 | 0.2 | 0.3 | 0.2 |
| mechanical..... | 1.5 | 2.4 | 4.7 | 0.7 | 0.1 | 4.1 | 1.2 | 0.5 | 1.0 | 1.2 | 0.2 | 0.8 | 1.6 | 1.1 |
| other engineering..... | 0.5 | 1.1 | 4.7 | 0.7 | 1.1 | 1.0 | 1.1 | 0.2 | 0.5 | 0.7 | 0.5 | 0.4 | 0.6 | 0.7 |

WEIGHTED NATIONAL NORMS FOR FOUR-YEAR COLLEGES

FALL 1985

| Major Field of Study (continued) | 4-Year Public Colleges | | | 4-Year Private Nonsectarian Colleges | | | | 4-Year Other Sectarian Colleges | | | 4-Year Catholic Colleges | | | All Private 4-Year Colleges |
|----------------------------------|------------------------|--------|------|--------------------------------------|--------|------|-----------|---------------------------------|--------|------|--------------------------|--------|------|-----------------------------|
| | Selectivity Level | | | Selectivity Level | | | | Selectivity Level | | | Selectivity Level | | | |
| | Low | Medium | High | Low | Medium | High | Very High | Low | Medium | High | Low | Medium | High | |
| PHYSICAL SCIENCE | | | | | | | | | | | | | | |
| astronomy..... | 0.1 | 0.0 | 0.3 | 0.1 | 0.0 | 0.1 | 0.3 | 0.0 | 0.0 | 0.2 | 0.2 | 0.0 | 0.0 | 0.1 |
| atmospheric science..... | 0.0 | 0.1 | 0.0 | 0.0 | 0.0 | 0.0 | 0.0 | 0.0 | 0.0 | 0.1 | 0.0 | 0.0 | 0.0 | 0.0 |
| chemistry..... | 0.7 | 0.6 | 1.2 | 0.6 | 0.6 | 1.4 | 2.2 | 0.9 | 1.4 | 1.8 | 1.2 | 1.1 | 1.1 | 1.1 |
| earth science..... | 0.2 | 0.1 | 0.1 | 0.1 | 0.1 | 0.3 | 0.3 | 0.1 | 0.1 | 0.2 | 0.1 | 0.0 | 0.1 | 0.1 |
| marine science..... | 0.1 | 0.1 | 0.8 | 0.1 | 0.2 | 0.1 | 0.3 | 0.1 | 0.1 | 0.1 | 0.1 | 0.4 | 0.0 | 0.1 |
| mathematics..... | 0.9 | 1.1 | 1.7 | 0.7 | 1.0 | 1.1 | 2.5 | 0.7 | 1.3 | 1.7 | 0.9 | 0.9 | 1.6 | 1.1 |
| physics..... | 0.4 | 0.5 | 1.4 | 0.3 | 0.2 | 0.8 | 1.8 | 0.1 | 0.6 | 0.9 | 0.3 | 0.2 | 0.6 | 0.5 |
| statistics..... | 0.1 | 0.0 | 0.0 | 0.0 | 0.0 | 0.0 | 0.1 | 0.0 | 0.1 | 0.1 | 0.0 | 0.0 | 0.0 | 0.0 |
| other physical science..... | 0.1 | 0.1 | 0.4 | 0.1 | 0.0 | 0.2 | 0.2 | 0.1 | 0.1 | 0.1 | 0.2 | 0.1 | 0.0 | 0.1 |
| PROFESSIONAL | | | | | | | | | | | | | | |
| architecture or urban planning.. | 0.4 | 0.2 | 0.8 | 0.6 | 0.4 | 0.8 | 0.3 | 0.4 | 0.6 | 0.4 | 0.2 | 0.2 | 0.2 | 0.5 |
| home economics..... | 0.8 | 0.1 | 0.2 | 0.2 | 0.2 | 0.1 | 0.0 | 0.3 | 0.2 | 0.2 | 0.1 | 0.5 | 0.0 | 0.2 |
| health technology..... | 1.1 | 1.6 | 0.4 | 0.6 | 0.7 | 0.7 | 0.4 | 1.1 | 0.9 | 1.0 | 0.7 | 1.6 | 0.7 | 0.8 |
| library or archival science..... | 0.0 | 0.0 | 0.0 | 0.0 | 0.0 | 0.0 | 0.0 | 0.0 | 0.0 | 0.0 | 0.1 | 0.0 | 0.0 | 0.0 |
| nursing..... | 4.1 | 4.9 | 0.4 | 1.9 | 1.8 | 0.7 | 0.0 | 3.7 | 3.5 | 1.1 | 3.3 | 4.4 | 4.7 | 2.4 |
| pharmacy..... | 0.5 | 0.4 | 0.0 | 0.5 | 0.3 | 1.9 | 0.0 | 0.5 | 0.5 | 0.3 | 0.8 | 0.5 | 0.1 | 0.6 |
| predent, premed, prevet..... | 2.3 | 2.2 | 1.8 | 2.8 | 3.1 | 5.4 | 5.6 | 3.6 | 5.1 | 6.6 | 2.6 | 6.2 | 4.0 | 4.1 |
| therapy (phys,occupat,etc)..... | 1.9 | 2.7 | 1.3 | 1.0 | 3.2 | 1.2 | 0.3 | 2.2 | 2.1 | 1.6 | 1.7 | 2.0 | 0.9 | 1.6 |
| other professional..... | 1.0 | 0.7 | 0.5 | 1.4 | 1.8 | 1.2 | 0.9 | 1.3 | 1.5 | 1.5 | 1.3 | 2.0 | 1.2 | 1.4 |
| SOCIAL SCIENCE | | | | | | | | | | | | | | |
| anthropology..... | 0.1 | 0.1 | 0.1 | 0.1 | 0.0 | 0.4 | 0.4 | 0.0 | 0.1 | 0.2 | 0.0 | 0.0 | 0.0 | 0.1 |
| economics..... | 0.2 | 0.4 | 0.6 | 0.4 | 0.3 | 1.7 | 4.3 | 0.2 | 0.6 | 1.2 | 0.2 | 0.3 | 0.5 | 0.8 |
| ethnic studies..... | 0.0 | 0.0 | 0.0 | 0.0 | 0.0 | 0.0 | 0.1 | 0.0 | 0.0 | 0.0 | 0.0 | 0.0 | 0.0 | 0.0 |
| geography..... | 0.1 | 0.1 | 0.0 | 0.0 | 0.0 | 0.0 | 0.0 | 0.0 | 0.0 | 0.1 | 0.0 | 0.0 | 0.0 | 0.0 |
| political science..... | 1.8 | 2.2 | 4.8 | 2.7 | 2.8 | 5.6 | 10.8 | 1.9 | 4.2 | 6.9 | 2.9 | 4.0 | 2.8 | 4.0 |
| psychology..... | 3.4 | 3.6 | 2.7 | 3.5 | 3.7 | 4.9 | 5.0 | 4.4 | 4.8 | 5.4 | 6.6 | 4.8 | 4.6* | 4.4 |
| social work..... | 0.9 | 1.1 | 0.6 | 1.0 | 1.1 | 0.4 | 0.4 | 1.8 | 1.3 | 0.6 | 1.6 | 1.0 | 0.7 | 1.1 |
| sociology..... | 0.4 | 0.3 | 0.2 | 1.0 | 0.4 | 0.5 | 0.4 | 0.6 | 0.3 | 0.6 | 0.5 | 0.4 | 0.4 | 0.6 |
| women's studies..... | 0.0 | 0.0 | 0.0 | 0.0 | 0.0 | 0.0 | 0.0 | 0.0 | 0.0 | 0.0 | 0.0 | 0.0 | 0.0 | 0.0 |
| other social science..... | 0.2 | 0.1 | 0.1 | 0.1 | 0.2 | 0.1 | 0.2 | 0.1 | 0.2 | 0.1 | 0.2 | 0.0 | 0.0 | 0.1 |
| TECHNICAL | | | | | | | | | | | | | | |
| building trades..... | 0.1 | 0.0 | 0.0 | 0.2 | 0.0 | 0.0 | 0.0 | 0.0 | 0.1 | 0.0 | 0.0 | 0.0 | 0.0 | 0.1 |
| data processing or programming.. | 2.8 | 2.2 | 1.5 | 2.2 | 1.2 | 0.7 | 0.5 | 2.1 | 1.6 | 1.1 | 0.7 | 1.2 | 1.2 | 1.5 |
| drafting or design..... | 0.7 | 0.2 | 0.2 | 0.4 | 0.2 | 0.3 | 0.0 | 0.2 | 0.1 | 0.2 | 0.3 | 0.1 | 0.0 | 0.2 |
| electronics..... | 0.4 | 0.2 | 0.1 | 0.1 | 0.0 | 0.1 | 0.1 | 0.1 | 0.1 | 0.1 | 0.0 | 0.0 | 0.0 | 0.1 |
| mechanics..... | 0.2 | 0.1 | 0.0 | 0.1 | 0.1 | 0.0 | 0.0 | 0.0 | 0.0 | 0.0 | 0.0 | 0.0 | 0.0 | 0.0 |
| other technical..... | 0.2 | 0.1 | 0.0 | 0.1 | 0.1 | 0.0 | 0.0 | 0.1 | 0.0 | 0.0 | 0.1 | 0.0 | 0.1 | 0.1 |
| OTHER FIELDS | | | | | | | | | | | | | | |
| agriculture..... | 1.6 | 0.2 | 0.0 | 0.7 | 0.1 | 0.0 | 0.0 | 0.3 | 0.1 | 0.0 | 0.0 | 0.0 | 0.0 | 0.3 |
| communications (radio,TV)..... | 2.8 | 3.5 | 1.6 | 3.6 | 6.8 | 2.1 | 0.6 | 3.2 | 3.0 | 1.7 | 3.0 | 2.8 | 3.0 | 3.2 |
| computer science..... | 4.0 | 3.5 | 2.2 | 2.4 | 1.9 | 0.9 | 1.0 | 1.8 | 1.8 | 1.4 | 1.9 | 2.0 | 2.1 | 1.8 |
| forestry..... | 0.2 | 0.1 | 0.3 | 0.2 | 0.2 | 0.1 | 0.0 | 0.2 | 0.1 | 0.1 | 0.0 | 0.0 | 0.1 | 0.1 |
| law enforcement..... | 2.0 | 1.3 | 0.3 | 1.3 | 0.8 | 0.4 | 0.1 | 0.9 | 0.7 | 0.5 | 2.2 | 1.3 | 0.7 | 0.9 |
| military science..... | 0.4 | 0.1 | 1.1 | 0.1 | 0.0 | 0.0 | 0.0 | 0.2 | 0.0 | 0.0 | 0.1 | 0.1 | 0.0 | 0.1 |
| other field..... | 0.7 | 0.6 | 0.6 | 1.4 | 0.9 | 0.7 | 0.4 | 1.8 | 0.6 | 0.9 | 1.1 | 0.9 | 0.4 | 1.1 |
| undecided..... | 6.5 | 8.3 | 5.7 | 4.3 | 5.5 | 8.2 | 13.0 | 5.8 | 7.7 | 9.0 | 6.8 | 5.6 | 6.5 | 6.6 |

WEIGHTED NATIONAL NORMS FOR FOUR-YEAR COLLEGES

FALL 1985

| | 4-Year Public Colleges | | | 4-Year Private Nonsectarian Colleges | | | | 4-Year Other Sectarian Colleges | | | 4-Year Catholic Colleges | | | All Private 4-Year Colleges |
|-----------------------------------|------------------------|--------|------|--------------------------------------|--------|------|-----------|---------------------------------|--------|------|--------------------------|--------|------|-----------------------------|
| | Selectivity Level | | | Selectivity Level | | | | Selectivity Level | | | Selectivity Level | | | |
| | Low | Medium | High | Low | Medium | High | Very High | Low | Medium | High | Low | Medium | High | |
| Probable Career Occupation | | | | | | | | | | | | | | |
| accountant or actuary..... | 8.5 | 8.7 | 2.4 | 8.8 | 7.6 | 1.7 | 0.9 | 6.7 | 5.6 | 3.8 | 8.0 | 8.6 | 9.1 | 6.4 |
| actor or entertainer..... | 1.1 | 1.1 | 0.4 | 1.6 | 3.4 | 1.5 | 1.2 | 1.3 | 1.2 | 1.3 | 1.3 | 1.4 | 0.5 | 1.6 |
| architect or urban planner..... | 0.8 | 0.5 | 1.1 | 0.9 | 0.6 | 1.1 | 0.5 | 0.4 | 0.7 | 0.5 | 0.6 | 0.3 | 0.3 | 0.6 |
| artist..... | 1.7 | 1.9 | 0.4 | 4.5 | 4.4 | 3.9 | 1.0 | 1.2 | 1.1 | 0.9 | 1.9 | 1.0 | 0.8 | 2.6 |
| business (clerical)..... | 1.9 | 0.6 | 0.2 | 1.5 | 0.5 | 0.2 | 0.1 | 1.5 | 0.4 | 0.2 | 0.6 | 0.4 | 0.3 | 0.8 |
| business executive..... | 13.1 | 12.3 | 8.4 | 16.8 | 13.7 | 12.0 | 10.7 | 12.3 | 12.7 | 13.5 | 14.5 | 16.5 | 16.9 | 14.2 |
| business owner or proprietor.... | 2.4 | 2.7 | 1.5 | 4.4 | 4.0 | 3.3 | 1.9 | 3.3 | 3.0 | 3.2 | 3.1 | 4.0 | 3.1 | 3.5 |
| business salesperson or buyer... | 1.2 | 1.6 | 0.8 | 2.0 | 1.6 | 1.5 | 0.4 | 1.3 | 1.3 | 1.1 | 2.2 | 1.9 | 1.9 | 1.6 |
| clergyman (minister,priest)..... | 0.0 | 0.1 | 0.1 | 0.7 | 0.3 | 0.3 | 0.1 | 2.4 | 0.4 | 0.3 | 1.1 | 0.2 | 0.4 | 0.8 |
| clergy (other religious)..... | 0.0 | 0.0 | 0.1 | 0.3 | 0.2 | 0.2 | 0.1 | 1.4 | 0.5 | 0.3 | 0.3 | 0.1 | 0.1 | 0.4 |
| clinical psychologist..... | 1.3 | 1.4 | 0.8 | 1.4 | 1.5 | 2.0 | 1.8 | 2.0 | 2.0 | 2.0 | 2.4 | 1.9 | 1.8 | 1.8 |
| college teacher..... | 0.2 | 0.2 | 0.3 | 0.2 | 0.3 | 0.6 | 1.5 | 0.4 | 0.6 | 0.6 | 0.2 | 0.3 | 0.4 | 0.5 |
| computer programmer or analyst.. | 6.4 | 5.6 | 3.0 | 4.6 | 3.3 | 1.5 | 1.5 | 3.9 | 3.1 | 2.4 | 3.0 | 3.1 | 3.2 | 3.3 |
| conservationist or forester..... | 0.5 | 0.3 | 0.4 | 0.3 | 0.3 | 0.3 | 0.3 | 0.3 | 0.3 | 0.3 | 0.0 | 0.1 | 0.1 | 0.3 |
| dentist (incl orthodontist)..... | 0.6 | 0.6 | 0.2 | 0.5 | 0.8 | 0.7 | 0.4 | 0.5 | 0.6 | 0.8 | 0.5 | 1.0 | 0.7 | 0.6 |
| dietitian or home economist..... | 0.4 | 0.1 | 0.2 | 0.1 | 0.2 | 0.1 | 0.1 | 0.2 | 0.2 | 0.2 | 0.1 | 0.3 | 0.1 | 0.2 |
| engineer..... | 5.7 | 8.7 | 24.9 | 5.0 | 2.2 | 13.4 | 6.9 | 2.1 | 3.9 | 5.4 | 2.0 | 3.4 | 10.0 | 5.2 |
| farmer or rancher..... | 0.8 | 0.2 | 0.2 | 0.5 | 0.0 | 0.1 | 0.1 | 0.5 | 0.1 | 0.1 | 0.1 | 0.0 | 0.1 | 0.2 |
| foreign service worker..... | 0.5 | 0.7 | 1.4 | 0.6 | 1.4 | 2.5 | 4.4 | 0.7 | 1.5 | 3.6 | 0.8 | 1.4 | 1.3 | 1.5 |
| homemaker (full-time)..... | 0.1 | 0.1 | 0.1 | 0.1 | 0.1 | 0.2 | 0.1 | 0.2 | 0.1 | 0.2 | 0.1 | 0.1 | 0.1 | 0.1 |
| interior decorator..... | 0.6 | 0.4 | 0.4 | 0.9 | 0.7 | 0.8 | 0.2 | 0.6 | 0.3 | 0.4 | 0.8 | 0.7 | 0.2 | 0.6 |
| interpreter (translator)..... | 0.1 | 0.2 | 0.2 | 0.2 | 0.4 | 0.5 | 0.4 | 0.1 | 0.4 | 0.4 | 0.3 | 0.5 | 0.3 | 0.3 |
| lab technician or hygienist..... | 0.5 | 1.3 | 0.3 | 0.4 | 0.4 | 0.3 | 0.1 | 0.9 | 0.7 | 0.4 | 0.6 | 1.0 | 0.3 | 0.5 |
| law enforcement officer..... | 1.2 | 1.2 | 0.2 | 1.2 | 0.8 | 0.3 | 0.1 | 0.9 | 0.6 | 0.4 | 1.8 | 0.7 | 0.6 | 0.8 |
| lawyer (attorney) or judge..... | 3.5 | 3.2 | 2.1 | 5.8 | 4.9 | 6.7 | 11.0 | 2.9 | 5.7 | 7.6 | 5.2 | 6.2 | 4.9 | 5.8 |
| military service (career)..... | 1.0 | 1.3 | 19.4 | 0.4 | 0.5 | 0.2 | 0.2 | 0.5 | 0.2 | 0.3 | 0.1 | 0.4 | 0.6 | 0.4 |
| musician (performer,composer)... | 1.8 | 1.1 | 0.4 | 1.2 | 1.7 | 1.3 | 1.2 | 2.2 | 1.4 | 1.5 | 1.0 | 0.5 | 0.2 | 1.4 |
| nurse..... | 4.1 | 4.9 | 0.5 | 1.9 | 1.7 | 0.7 | 0.0 | 3.8 | 3.5 | 1.1 | 3.5 | 4.5 | 4.9 | 2.4 |
| optometrist..... | 0.4 | 0.3 | 0.1 | 0.2 | 0.4 | 0.4 | 0.1 | 0.2 | 0.2 | 0.2 | 0.2 | 0.4 | 0.3 | 0.2 |
| pharmacist..... | 0.7 | 0.4 | 0.1 | 0.6 | 0.5 | 2.0 | 0.1 | 0.6 | 0.5 | 0.3 | 1.2 | 0.6 | 0.2 | 0.7 |
| physician..... | 2.7 | 2.9 | 2.9 | 4.3 | 4.2 | 7.7 | 11.7 | 4.2 | 6.0 | 8.9 | 4.1 | 7.1 | 6.3 | 5.9 |
| school counselor..... | 0.3 | 0.2 | 0.3 | 0.3 | 0.2 | 0.2 | 0.2 | 0.6 | 0.4 | 0.3 | 0.5 | 0.2 | 0.2 | 0.3 |
| school principal or superintend. | 0.1 | 0.0 | 0.0 | 0.1 | 0.1 | 0.0 | 0.0 | 0.0 | 0.0 | 0.0 | 0.1 | 0.0 | 0.0 | 0.1 |
| scientific researcher..... | 1.0 | 1.6 | 1.9 | 1.0 | 1.4 | 2.4 | 4.0 | 0.9 | 1.9 | 2.7 | 0.9 | 1.2 | 1.9 | 1.6 |
| social, welfare or rec. worker.. | 1.5 | 1.5 | 0.7 | 1.4 | 1.4 | 0.8 | 0.5 | 2.2 | 1.6 | 1.4 | 2.4 | 1.4 | 1.1 | 1.5 |
| statistician..... | 0.2 | 0.1 | 0.0 | 0.0 | 0.1 | 0.1 | 0.2 | 0.1 | 0.1 | 0.1 | 0.2 | 0.0 | 0.1 | 0.1 |
| therapist (phys,occup,speech)... | 2.0 | 3.1 | 1.5 | 1.1 | 3.5 | 1.5 | 0.5 | 2.7 | 2.4 | 2.0 | 2.1 | 2.3 | 1.2 | 1.9 |
| teacher (elementary)..... | 6.4 | 4.6 | 4.7 | 3.2 | 5.1 | 1.5 | 0.6 | 7.9 | 6.0 | 2.5 | 7.2 | 2.9 | 2.9 | 4.1 |
| teacher (secondary)..... | 4.8 | 2.9 | 2.9 | 2.7 | 2.3 | 1.7 | 1.4 | 5.7 | 5.6 | 3.0 | 4.4 | 2.9 | 1.7 | 3.3 |
| veterinarian..... | 0.8 | 0.5 | 0.4 | 0.8 | 0.9 | 0.8 | 0.8 | 0.6 | 1.0 | 0.9 | 0.4 | 0.8 | 0.5 | 0.8 |
| writer or journalist..... | 2.1 | 2.4 | 1.3 | 2.6 | 4.2 | 3.3 | 4.5 | 2.0 | 2.7 | 3.2 | 2.8 | 2.2 | 3.1 | 2.9 |
| skilled trades..... | 0.6 | 0.2 | 0.1 | 0.4 | 0.4 | 0.2 | 0.1 | 0.4 | 0.2 | 0.1 | 0.3 | 0.2 | 0.1 | 0.3 |
| other..... | 5.3 | 5.7 | 3.5 | 5.5 | 6.8 | 4.5 | 4.1 | 6.7 | 4.8 | 4.7 | 6.4 | 6.0 | 4.8 | 5.6 |
| undecided..... | 11.4 | 12.6 | 9.4 | 9.0 | 11.4 | 15.0 | 24.0 | 10.6 | 14.4 | 16.8 | 10.8 | 11.1 | 12.4 | 12.5 |
| This College is Student's | | | | | | | | | | | | | | |
| first choice..... | 68.7 | 68.2 | 83.2 | 70.9 | 72.5 | 71.9 | 65.6 | 74.5 | 77.2 | 76.4 | 68.6 | 72.0 | 75.5 | 72.3 |
| second choice..... | 23.7 | 24.9 | 13.4 | 21.8 | 21.1 | 20.1 | 22.8 | 19.5 | 17.4 | 17.8 | 25.4 | 21.3 | 19.6 | 20.8 |
| third choice..... | 5.4 | 4.9 | 2.2 | 4.9 | 4.5 | 5.2 | 7.5 | 4.2 | 3.7 | 4.0 | 4.4 | 4.8 | 3.3 | 4.7 |
| less than third choice..... | 2.2 | 1.9 | 1.2 | 2.4 | 2.0 | 2.8 | 4.2 | 1.8 | 1.7 | 1.8 | 1.5 | 2.0 | 1.5 | 2.2 |

WEIGHTED NATIONAL NORMS FOR FOUR-YEAR COLLEGES

FALL 1985

| | 4-Year Public Colleges | | | 4-Year Private Nonsectarian Colleges | | | | 4-Year Other Sectarian Colleges | | | 4-Year Catholic Colleges | | | All Private 4-Year Colleges |
|--------------------------------------|------------------------|--------|------|--------------------------------------|--------|------|-----------|---------------------------------|--------|------|--------------------------|--------|------|-----------------------------|
| | Selectivity Level | | | Selectivity Level | | | | Selectivity Level | | | Selectivity Level | | | |
| | Low | Medium | High | Low | Medium | High | Very High | Low | Medium | High | Low | Medium | High | |
| Father's Education | | | | | | | | | | | | | | |
| grammar school or less..... | 6.2 | 3.6 | 1.0 | 5.6 | 2.5 | 1.8 | 1.2 | 4.4 | 2.4 | 1.5 | 8.0 | 3.6 | 4.2 | 3.8 |
| some high school..... | 12.8 | 8.8 | 3.6 | 10.8 | 5.8 | 4.2 | 1.9 | 8.8 | 5.0 | 3.3 | 8.3 | 6.5 | 6.4 | 7.1 |
| high school graduate..... | 33.6 | 29.5 | 16.2 | 27.0 | 22.9 | 15.3 | 7.4 | 26.7 | 22.7 | 15.4 | 25.3 | 25.4 | 20.5 | 22.3 |
| postsecondary other than college | 5.1 | 5.8 | 4.4 | 5.0 | 4.9 | 4.0 | 2.1 | 5.1 | 4.3 | 3.9 | 5.6 | 5.4 | 5.2 | 4.7 |
| some college..... | 14.1 | 15.3 | 16.7 | 14.4 | 14.6 | 11.8 | 8.0 | 17.1 | 13.3 | 12.5 | 16.1 | 15.4 | 13.7 | 14.1 |
| college degree..... | 16.1 | 20.7 | 26.5 | 18.9 | 24.9 | 23.7 | 21.8 | 19.4 | 23.3 | 25.1 | 17.7 | 21.0 | 24.9 | 21.3 |
| some graduate school..... | 1.9 | 2.4 | 5.2 | 2.5 | 3.0 | 4.8 | 6.0 | 3.1 | 4.1 | 4.3 | 2.3 | 3.5 | 3.7 | 3.5 |
| graduate degree..... | 10.3 | 13.9 | 26.4 | 15.9 | 21.3 | 34.4 | 51.5 | 15.4 | 24.9 | 33.9 | 16.7 | 19.2 | 21.4 | 23.2 |
| Father's Occupation (6) | | | | | | | | | | | | | | |
| artist (incl performer)..... | 0.8 | 0.6 | 0.8 | 1.4 | 1.0 | 2.0 | 2.2 | 0.7 | 0.8 | 1.3 | 0.6 | 0.8 | 0.6 | 1.2 |
| businessman..... | 23.6 | 29.2 | 31.9 | 28.6 | 39.5 | 35.7 | 34.1 | 28.3 | 33.8 | 36.3 | 31.5 | 33.9 | 37.5 | 32.5 |
| clergy or religious worker..... | 0.9 | 0.5 | 0.7 | 2.7 | 0.9 | 1.6 | 1.1 | 5.5 | 3.4 | 2.9 | 0.1 | 0.3 | 0.2 | 2.4 |
| college teacher or administrator | 0.7 | 0.7 | 1.6 | 0.8 | 1.0 | 2.4 | 5.0 | 0.9 | 2.0 | 2.3 | 0.8 | 0.8 | 1.1 | 1.5 |
| doctor or dentist..... | 0.9 | 1.1 | 2.0 | 1.5 | 3.3 | 6.1 | 10.5 | 1.5 | 3.8 | 6.4 | 2.9 | 3.7 | 3.7 | 3.6 |
| education (secondary)..... | 3.8 | 3.7 | 6.7 | 3.4 | 3.3 | 4.2 | 4.9 | 4.2 | 5.0 | 4.6 | 3.3 | 3.3 | 3.8 | 3.9 |
| education (elementary)..... | 0.9 | 0.8 | 1.3 | 0.9 | 0.7 | 0.7 | 0.9 | 0.9 | 1.0 | 0.8 | 1.1 | 0.7 | 0.9 | 0.9 |
| engineer..... | 7.4 | 10.2 | 11.7 | 5.9 | 6.9 | 8.5 | 7.1 | 6.6 | 6.8 | 7.8 | 5.8 | 7.6 | 7.3 | 6.8 |
| farmer or forester..... | 7.5 | 2.7 | 1.6 | 2.9 | 1.4 | 1.0 | 0.7 | 4.2 | 4.9 | 2.4 | 3.1 | 1.4 | 1.1 | 2.5 |
| health professional (non-M.D.).. | 1.5 | 1.0 | 1.0 | 1.4 | 1.1 | 1.4 | 1.0 | 0.9 | 1.3 | 1.4 | 1.3 | 1.0 | 1.0 | 1.2 |
| lawyer..... | 0.5 | 0.9 | 1.7 | 1.6 | 2.5 | 4.5 | 8.0 | 0.9 | 2.4 | 3.8 | 2.5 | 2.5 | 3.4 | 2.8 |
| military (career)..... | 1.6 | 1.4 | 5.6 | 1.7 | 1.6 | 1.1 | 0.8 | 2.2 | 1.3 | 1.4 | 2.1 | 1.3 | 0.8 | 1.5 |
| research scientist..... | 0.4 | 0.5 | 0.8 | 0.4 | 0.8 | 1.1 | 2.1 | 0.5 | 0.6 | 0.9 | 0.3 | 0.3 | 0.7 | 0.7 |
| skilled worker..... | 10.1 | 11.4 | 7.7 | 9.2 | 8.6 | 6.8 | 3.3 | 9.7 | 6.9 | 6.1 | 9.2 | 8.8 | 8.5 | 8.1 |
| semi-skilled worker..... | 6.7 | 4.9 | 3.1 | 4.8 | 2.9 | 3.0 | 1.4 | 5.5 | 3.9 | 2.4 | 4.5 | 4.7 | 3.5 | 4.0 |
| laborer (unskilled)..... | 5.1 | 3.3 | 1.5 | 3.7 | 1.6 | 1.7 | 0.7 | 3.2 | 1.6 | 1.1 | 3.6 | 3.1 | 2.0 | 2.5 |
| unemployed..... | 4.1 | 2.2 | 1.2 | 4.0 | 2.3 | 1.6 | 1.0 | 2.6 | 1.6 | 1.5 | 2.7 | 2.7 | 2.3 | 2.6 |
| other occupation..... | 23.6 | 24.9 | 19.2 | 25.2 | 20.7 | 16.8 | 15.2 | 21.7 | 18.9 | 16.7 | 24.7 | 23.2 | 21.6 | 21.2 |
| Father's Religious Preference | | | | | | | | | | | | | | |
| Baptist..... | 27.9 | 8.0 | 10.5 | 24.6 | 8.4 | 6.0 | 2.9 | 27.2 | 11.0 | 8.6 | 4.3 | 3.7 | 2.2 | 14.2 |
| Buddhist..... | 0.3 | 0.3 | 0.4 | 0.3 | 0.3 | 0.7 | 1.0 | 0.2 | 0.3 | 0.3 | 0.2 | 0.4 | 0.3 | 0.4 |
| Congregational (UCC)..... | 1.6 | 2.0 | 1.5 | 1.6 | 1.3 | 2.5 | 4.0 | 1.3 | 2.1 | 2.1 | 0.7 | 0.5 | 0.4 | 1.7 |
| Eastern Orthodox..... | 0.4 | 0.9 | 0.6 | 0.7 | 0.9 | 1.1 | 1.0 | 0.2 | 0.5 | 0.6 | 0.3 | 0.7 | 0.8 | 0.7 |
| Episcopal..... | 1.4 | 2.6 | 3.9 | 2.1 | 4.0 | 6.0 | 8.1 | 2.2 | 4.5 | 7.0 | 1.5 | 1.4 | 1.1 | 3.5 |
| Islamic..... | 0.2 | 0.1 | 0.2 | 0.3 | 0.3 | 0.4 | 0.6 | 0.1 | 0.2 | 0.3 | 0.2 | 0.4 | 0.3 | 0.3 |
| Jewish..... | 1.7 | 2.5 | 1.6 | 2.4 | 6.0 | 5.6 | 13.4 | 0.5 | 1.0 | 2.3 | 0.2 | 0.6 | 0.6 | 3.1 |
| Latter Day Saints (Mormon)..... | 0.3 | 0.2 | 0.8 | 0.0 | 0.3 | 0.2 | 0.2 | 0.2 | 0.2 | 0.1 | 0.2 | 0.2 | 0.0 | 0.2 |
| Lutheran..... | 5.2 | 8.0 | 6.9 | 2.9 | 4.6 | 5.0 | 4.4 | 4.9 | 9.8 | 17.9 | 3.5 | 4.3 | 4.9 | 5.4 |
| Methodist..... | 10.6 | 9.6 | 10.1 | 7.8 | 9.0 | 6.1 | 5.4 | 11.9 | 14.0 | 11.8 | 4.4 | 3.9 | 2.4 | 8.2 |
| Presbyterian..... | 4.0 | 4.2 | 7.5 | 4.5 | 5.6 | 8.4 | 7.4 | 4.7 | 12.0 | 10.0 | 1.8 | 2.6 | 1.8 | 5.7 |
| Quaker (Society of Friends)..... | 0.0 | 0.1 | 0.1 | 0.2 | 0.1 | 0.3 | 0.8 | 0.3 | 0.3 | 0.6 | 0.2 | 0.1 | 0.1 | 0.3 |
| Roman Catholic..... | 27.0 | 46.0 | 33.8 | 24.3 | 43.7 | 34.1 | 26.5 | 12.0 | 15.7 | 22.2 | 72.6 | 70.1 | 78.0 | 33.1 |
| Seventh Day Adventist..... | 0.2 | 0.3 | 0.2 | 0.3 | 0.2 | 0.2 | 0.2 | 1.2 | 0.1 | 0.2 | 0.3 | 0.3 | 0.1 | 0.4 |
| other Protestant..... | 4.9 | 5.3 | 6.8 | 10.3 | 4.8 | 7.4 | 5.4 | 15.5 | 17.3 | 4.5 | 2.4 | 3.1 | 1.9 | 8.8 |
| other religion..... | 5.8 | 3.1 | 2.4 | 10.2 | 2.6 | 3.5 | 3.3 | 9.3 | 4.1 | 2.9 | 2.2 | 2.3 | 1.4 | 5.8 |
| none..... | 8.4 | 6.8 | 12.6 | 7.5 | 7.9 | 12.5 | 15.5 | 8.2 | 7.1 | 8.6 | 5.0 | 5.6 | 3.6 | 8.3 |

WEIGHTED NATIONAL NORMS FOR FOUR-YEAR COLLEGES

FALL 1985

| | 4-Year Public Colleges | | | 4-Year Private Nonsectarian Colleges | | | | 4-Year Other Sectarian Colleges | | | 4-Year Catholic Colleges | | | All Private 4-Year Colleges |
|--------------------------------------|------------------------|--------|------|--------------------------------------|--------|------|-----------|---------------------------------|--------|------|--------------------------|--------|------|-----------------------------|
| | Selectivity Level | | | Selectivity Level | | | | Selectivity Level | | | Selectivity Level | | | |
| | Low | Medium | High | Low | Medium | High | Very High | Low | Medium | High | Low | Medium | High | |
| Mother's Education | | | | | | | | | | | | | | |
| grammar school or less..... | 3.7 | 2.6 | 0.8 | 3.4 | 1.9 | 1.5 | 1.0 | 2.8 | 1.4 | 1.0 | 6.3 | 3.2 | 3.0 | 2.6 |
| some high school..... | 11.9 | 7.0 | 2.8 | 7.8 | 3.9 | 3.1 | 1.5 | 7.3 | 4.0 | 2.0 | 6.7 | 4.5 | 5.2 | 5.4 |
| high school graduate..... | 41.8 | 43.1 | 25.5 | 34.9 | 34.8 | 22.1 | 12.9 | 36.3 | 29.9 | 22.7 | 38.9 | 35.6 | 36.0 | 31.4 |
| postsecondary other than college | 7.1 | 8.6 | 9.1 | 7.2 | 8.5 | 7.5 | 5.8 | 7.5 | 7.2 | 7.1 | 7.0 | 7.9 | 8.1 | 7.4 |
| some college..... | 14.9 | 15.6 | 22.1 | 18.6 | 16.8 | 17.2 | 12.8 | 19.1 | 18.0 | 17.7 | 16.6 | 18.2 | 16.3 | 17.6 |
| college degree..... | 13.5 | 14.8 | 23.0 | 16.2 | 21.3 | 28.1 | 33.1 | 17.5 | 25.2 | 28.6 | 15.1 | 19.4 | 19.9 | 21.1 |
| some graduate school..... | 1.7 | 2.2 | 4.6 | 2.4 | 3.3 | 5.2 | 7.7 | 2.6 | 4.2 | 5.6 | 2.0 | 2.8 | 3.5 | 3.6 |
| graduate degree..... | 5.5 | 6.1 | 12.0 | 9.5 | 9.5 | 15.3 | 25.3 | 6.9 | 10.1 | 15.2 | 7.3 | 8.3 | 7.9 | 10.9 |
| Mother's Occupation (6) | | | | | | | | | | | | | | |
| artist (incl performer)..... | 1.3 | 1.0 | 1.6 | 2.0 | 2.8 | 3.6 | 4.5 | 1.3 | 1.9 | 3.0 | 1.0 | 1.7 | 1.1 | 2.2 |
| businesswoman..... | 10.8 | 11.8 | 14.2 | 12.8 | 14.6 | 13.7 | 13.8 | 12.3 | 11.2 | 14.1 | 11.3 | 12.7 | 11.7 | 12.8 |
| business (clerical)..... | 10.2 | 12.7 | 10.8 | 10.2 | 11.8 | 8.7 | 6.6 | 11.6 | 9.6 | 9.5 | 10.0 | 9.9 | 12.2 | 10.1 |
| clergy or religious worker..... | 0.1 | 0.1 | 0.1 | 0.1 | 0.1 | 0.3 | 0.2 | 0.4 | 0.3 | 0.4 | 0.1 | 0.1 | 0.1 | 0.2 |
| college teacher or administrator | 0.2 | 0.2 | 0.7 | 0.3 | 0.4 | 0.8 | 2.1 | 0.4 | 0.6 | 1.1 | 0.1 | 0.3 | 0.3 | 0.6 |
| doctor or dentist..... | 0.2 | 0.2 | 0.4 | 0.4 | 0.3 | 0.6 | 1.4 | 0.2 | 0.3 | 0.6 | 0.3 | 0.2 | 0.5 | 0.4 |
| education (secondary)..... | 3.4 | 2.7 | 5.7 | 5.0 | 3.6 | 4.7 | 7.0 | 4.0 | 4.8 | 5.8 | 3.3 | 3.0 | 2.6 | 4.5 |
| education (elementary)..... | 5.8 | 5.1 | 7.5 | 6.8 | 6.0 | 6.9 | 8.6 | 7.2 | 8.8 | 8.4 | 6.1 | 5.2 | 4.9 | 6.9 |
| engineer..... | 0.1 | 0.1 | 0.2 | 0.2 | 0.1 | 0.3 | 0.2 | 0.1 | 0.1 | 0.1 | 0.2 | 0.1 | 0.1 | 0.1 |
| farmer or forester..... | 0.4 | 0.3 | 0.2 | 0.3 | 0.2 | 0.1 | 0.2 | 0.4 | 0.2 | 0.3 | 0.2 | 0.2 | 0.1 | 0.2 |
| health professional (non-M.D.).. | 2.1 | 1.6 | 1.9 | 1.7 | 1.6 | 2.1 | 2.2 | 1.6 | 1.6 | 2.1 | 1.4 | 1.9 | 2.1 | 1.8 |
| homemaker (full-time)..... | 20.7 | 21.8 | 21.3 | 21.1 | 21.6 | 24.1 | 21.2 | 22.7 | 25.3 | 22.8 | 24.7 | 25.6 | 29.0 | 23.1 |
| lawyer..... | 0.2 | 0.1 | 0.3 | 0.1 | 0.3 | 0.6 | 1.2 | 0.1 | 0.2 | 0.5 | 0.1 | 0.3 | 0.2 | 0.3 |
| nurse..... | 7.2 | 8.3 | 8.7 | 6.2 | 7.3 | 7.4 | 5.7 | 6.9 | 7.5 | 7.0 | 7.6 | 8.5 | 8.8 | 7.0 |
| research scientist..... | 0.1 | 0.1 | 0.2 | 0.0 | 0.1 | 0.2 | 0.6 | 0.0 | 0.2 | 0.2 | 0.0 | 0.0 | 0.1 | 0.1 |
| social, welfare or rec. worker.. | 1.1 | 1.1 | 1.2 | 1.6 | 1.3 | 1.9 | 2.5 | 1.1 | 1.3 | 1.7 | 1.2 | 1.1 | 0.9 | 1.5 |
| skilled worker..... | 2.3 | 2.2 | 1.6 | 2.1 | 2.0 | 1.2 | 1.0 | 2.0 | 1.5 | 1.5 | 1.6 | 1.2 | 1.3 | 1.7 |
| semi-skilled worker..... | 4.0 | 3.2 | 2.2 | 2.9 | 2.0 | 1.9 | 1.1 | 2.8 | 1.9 | 1.4 | 2.5 | 2.6 | 2.1 | 2.3 |
| laborer (unskilled)..... | 3.4 | 2.0 | 1.0 | 1.5 | 1.5 | 1.0 | 0.5 | 2.2 | 1.4 | 0.8 | 2.1 | 1.4 | 1.3 | 1.5 |
| unemployed..... | 8.2 | 6.6 | 4.1 | 7.6 | 6.7 | 5.3 | 4.5 | 6.4 | 5.8 | 4.3 | 9.0 | 6.2 | 6.2 | 6.4 |
| other occupation..... | 18.1 | 18.7 | 16.1 | 17.1 | 15.8 | 14.7 | 14.8 | 16.4 | 15.6 | 14.3 | 17.1 | 17.6 | 14.7 | 16.1 |
| Mother's Religious Preference | | | | | | | | | | | | | | |
| Baptist..... | 29.1 | 8.6 | 11.1 | 24.9 | 9.2 | 6.3 | 3.0 | 28.8 | 11.6 | 8.8 | 4.5 | 3.5 | 2.2 | 14.8 |
| Buddhist..... | 0.2 | 0.2 | 0.6 | 0.4 | 0.3 | 0.8 | 1.0 | 0.1 | 0.3 | 0.3 | 0.2 | 0.3 | 0.4 | 0.4 |
| Congregational (UCC)..... | 1.7 | 2.0 | 1.5 | 1.8 | 1.4 | 2.7 | 4.4 | 1.4 | 2.2 | 2.4 | 0.4 | 0.5 | 0.4 | 1.8 |
| Eastern Orthodox..... | 0.4 | 0.9 | 0.4 | 0.7 | 0.9 | 1.0 | 1.0 | 0.2 | 0.5 | 0.6 | 0.2 | 0.6 | 0.7 | 0.6 |
| Episcopal..... | 1.7 | 3.0 | 4.7 | 2.4 | 4.7 | 7.0 | 9.5 | 2.6 | 4.8 | 7.6 | 1.6 | 1.6 | 1.2 | 4.0 |
| Islamic..... | 0.2 | 0.1 | 0.1 | 0.3 | 0.2 | 0.4 | 0.6 | 0.1 | 0.1 | 0.3 | 0.2 | 0.4 | 0.2 | 0.3 |
| Jewish..... | 1.5 | 2.3 | 1.4 | 2.0 | 5.4 | 5.3 | 12.7 | 0.4 | 0.9 | 1.9 | 0.2 | 0.2 | 0.6 | 2.8 |
| Latter Day Saints (Mormon)..... | 0.3 | 0.2 | 0.7 | 0.0 | 0.3 | 0.3 | 0.2 | 0.3 | 0.3 | 0.1 | 0.2 | 0.2 | 0.0 | 0.2 |
| Lutheran..... | 5.2 | 7.9 | 7.9 | 3.3 | 4.5 | 5.0 | 4.5 | 5.5 | 10.0 | 18.7 | 3.1 | 3.9 | 4.5 | 5.6 |
| Methodist..... | 11.4 | 10.2 | 10.7 | 8.8 | 9.3 | 6.6 | 5.7 | 11.8 | 14.4 | 12.2 | 4.7 | 3.6 | 2.1 | 8.6 |
| Presbyterian..... | 4.2 | 4.3 | 8.0 | 4.5 | 5.9 | 9.1 | 8.1 | 4.9 | 12.6 | 10.5 | 1.9 | 2.4 | 1.9 | 6.0 |
| Quaker (Society of Friends)..... | 0.1 | 0.1 | 0.1 | 0.1 | 0.2 | 0.3 | 0.9 | 0.3 | 0.2 | 0.7 | 0.0 | 0.0 | 0.1 | 0.3 |
| Roman Catholic..... | 27.5 | 47.9 | 36.0 | 25.0 | 45.4 | 35.0 | 28.5 | 12.2 | 16.5 | 23.3 | 75.4 | 74.9 | 81.1 | 34.4 |
| Seventh Day Adventist..... | 0.2 | 0.2 | 0.2 | 0.3 | 0.1 | 0.2 | 0.2 | 1.7 | 0.1 | 0.2 | 0.3 | 0.2 | 0.1 | 0.5 |
| other Protestant..... | 5.2 | 5.1 | 7.1 | 10.7 | 4.7 | 7.9 | 5.8 | 16.6 | 17.7 | 4.6 | 2.2 | 2.8 | 1.7 | 9.1 |
| other religion..... | 6.8 | 3.5 | 2.6 | 11.2 | 3.1 | 4.1 | 3.5 | 9.7 | 4.3 | 3.3 | 2.5 | 2.3 | 1.2 | 6.3 |
| none..... | 4.4 | 3.3 | 6.9 | 3.5 | 4.3 | 8.1 | 10.5 | 3.3 | 3.6 | 4.5 | 2.2 | 2.5 | 1.6 | 4.4 |

WEIGHTED NATIONAL NORMS FOR FOUR-YEAR COLLEGES

FALL 1985

SOURCES FOR EDUCATIONAL EXPENSES

PERSONAL or FAMILY RESOURCES:

Parental Aid

| | 4-Year Public Colleges | | | 4-Year Private Nonsectarian Colleges | | | | 4-Year Other Sectarian Colleges | | | 4-Year Catholic Colleges | | | All Private 4-Year Colleges |
|----------------------|------------------------|--------|------|--------------------------------------|--------|------|-----------|---------------------------------|--------|------|--------------------------|--------|------|-----------------------------|
| | Selectivity Level | | | Selectivity Level | | | | Selectivity Level | | | Selectivity Level | | | |
| | Low | Medium | High | Low | Medium | High | Very High | Low | Medium | High | Low | Medium | High | |
| none..... | 37.0 | 23.4 | 49.6 | 27.3 | 18.3 | 13.7 | 9.7 | 22.8 | 17.9 | 16.2 | 24.8 | 21.4 | 16.8 | 20.6 |
| \$1-\$499..... | 15.9 | 11.3 | 5.2 | 12.9 | 6.8 | 5.6 | 2.3 | 12.6 | 8.5 | 5.6 | 10.7 | 9.6 | 8.3 | 9.4 |
| \$500-\$999..... | 9.6 | 10.7 | 4.7 | 8.7 | 5.6 | 4.5 | 2.4 | 8.5 | 6.1 | 4.7 | 7.2 | 6.7 | 5.9 | 6.7 |
| \$1,000-\$1,499..... | 8.4 | 11.7 | 5.0 | 7.2 | 6.6 | 5.4 | 3.5 | 8.8 | 7.3 | 5.6 | 7.2 | 7.6 | 6.1 | 6.8 |
| \$1,500-\$1,999..... | 5.8 | 8.9 | 3.9 | 5.3 | 4.0 | 4.0 | 3.1 | 6.0 | 5.5 | 4.2 | 6.3 | 5.3 | 5.1 | 5.0 |
| \$2,000-\$3,000..... | 9.1 | 11.9 | 8.3 | 9.2 | 10.3 | 8.4 | 6.8 | 11.1 | 10.9 | 9.7 | 11.2 | 10.9 | 11.0 | 9.8 |
| over \$3,000..... | 14.1 | 22.2 | 23.3 | 29.3 | 48.4 | 58.3 | 72.2 | 30.3 | 43.8 | 54.0 | 32.5 | 38.6 | 46.8 | 41.5 |

Spouse

| | | | | | | | | | | | | | | |
|----------------------|------|------|------|------|------|------|------|------|------|------|------|------|------|------|
| none..... | 99.0 | 99.3 | 99.7 | 99.0 | 99.2 | 99.6 | 99.7 | 98.9 | 99.6 | 99.6 | 99.2 | 99.4 | 99.6 | 99.3 |
| \$1-\$499..... | 0.6 | 0.2 | 0.1 | 0.4 | 0.3 | 0.2 | 0.1 | 0.6 | 0.1 | 0.1 | 0.3 | 0.2 | 0.1 | 0.3 |
| \$500-\$999..... | 0.2 | 0.1 | 0.1 | 0.1 | 0.1 | 0.1 | 0.1 | 0.1 | 0.1 | 0.1 | 0.2 | 0.1 | 0.1 | 0.1 |
| \$1,000-\$1,499..... | 0.1 | 0.1 | 0.1 | 0.0 | 0.1 | 0.0 | 0.0 | 0.1 | 0.0 | 0.1 | 0.1 | 0.1 | 0.1 | 0.1 |
| \$1,500-\$1,999..... | 0.0 | 0.0 | 0.1 | 0.2 | 0.1 | 0.0 | 0.0 | 0.0 | 0.1 | 0.1 | 0.0 | 0.0 | 0.1 | 0.1 |
| \$2,000-\$3,000..... | 0.0 | 0.1 | 0.0 | 0.1 | 0.1 | 0.1 | 0.1 | 0.1 | 0.0 | 0.1 | 0.1 | 0.1 | 0.0 | 0.1 |
| over \$3,000..... | 0.1 | 0.1 | 0.0 | 0.1 | 0.1 | 0.1 | 0.1 | 0.2 | 0.1 | 0.1 | 0.1 | 0.1 | 0.1 | 0.1 |

Savings from Summer Work

| | | | | | | | | | | | | | | |
|----------------------|------|------|------|------|------|------|------|------|------|------|------|------|------|------|
| none..... | 58.9 | 42.1 | 63.2 | 56.0 | 46.4 | 41.5 | 35.5 | 50.1 | 40.0 | 40.2 | 47.5 | 45.1 | 37.0 | 46.9 |
| \$1-\$499..... | 21.6 | 27.9 | 13.1 | 21.8 | 22.1 | 19.5 | 17.0 | 25.0 | 23.6 | 22.4 | 24.0 | 24.3 | 22.6 | 22.3 |
| \$500-\$999..... | 11.0 | 16.4 | 11.3 | 11.5 | 16.3 | 18.3 | 20.8 | 13.0 | 17.9 | 18.5 | 13.9 | 15.1 | 18.5 | 15.2 |
| \$1,000-\$1,499..... | 5.3 | 8.7 | 6.9 | 6.1 | 9.8 | 10.7 | 18.2 | 7.0 | 10.0 | 11.7 | 9.1 | 9.2 | 12.3 | 9.3 |
| \$1,500-\$1,999..... | 1.5 | 2.6 | 2.4 | 1.9 | 2.6 | 3.8 | 4.6 | 2.5 | 3.9 | 3.6 | 3.1 | 2.9 | 4.4 | 3.0 |
| \$2,000-\$3,000..... | 1.2 | 1.8 | 2.3 | 2.0 | 1.9 | 3.7 | 2.9 | 1.8 | 3.2 | 2.5 | 1.9 | 2.7 | 3.6 | 2.4 |
| over \$3,000..... | 0.4 | 0.6 | 0.8 | 0.7 | 0.9 | 2.4 | 1.2 | 0.6 | 1.5 | 1.0 | 0.6 | 0.8 | 1.7 | 1.0 |

Other Savings

| | | | | | | | | | | | | | | |
|----------------------|------|------|------|------|------|------|------|------|------|------|------|------|------|------|
| none..... | 80.9 | 74.4 | 84.5 | 80.2 | 76.2 | 72.4 | 68.0 | 79.5 | 72.6 | 72.6 | 77.1 | 75.5 | 72.3 | 76.1 |
| \$1-\$499..... | 11.5 | 14.7 | 7.3 | 10.9 | 11.6 | 12.7 | 14.2 | 11.0 | 13.1 | 13.4 | 11.2 | 12.7 | 13.0 | 12.0 |
| \$500-\$999..... | 3.8 | 5.0 | 3.1 | 3.8 | 4.7 | 5.2 | 6.0 | 3.7 | 5.1 | 5.0 | 5.3 | 4.8 | 5.7 | 4.6 |
| \$1,000-\$1,499..... | 1.8 | 3.1 | 2.3 | 2.2 | 2.8 | 3.5 | 4.3 | 2.5 | 3.6 | 3.2 | 2.6 | 3.0 | 4.2 | 2.9 |
| \$1,500-\$1,999..... | 0.7 | 1.0 | 0.9 | 0.7 | 1.1 | 1.4 | 1.5 | 0.9 | 1.5 | 1.4 | 1.2 | 1.0 | 1.3 | 1.1 |
| \$2,000-\$3,000..... | 0.6 | 0.9 | 0.8 | 0.7 | 1.2 | 1.7 | 1.8 | 1.0 | 1.7 | 1.6 | 1.5 | 1.0 | 1.9 | 1.2 |
| over \$3,000..... | 0.7 | 0.9 | 1.1 | 1.5 | 2.4 | 3.1 | 4.1 | 1.4 | 2.4 | 2.8 | 1.1 | 1.9 | 1.8 | 2.1 |

Full-time Job while in College

| | | | | | | | | | | | | | | |
|----------------------|------|------|------|------|------|------|------|------|------|------|------|------|------|------|
| none..... | 97.1 | 97.4 | 98.7 | 96.6 | 98.4 | 96.6 | 98.9 | 98.2 | 98.6 | 99.2 | 97.6 | 98.1 | 98.6 | 97.8 |
| \$1-\$499..... | 1.3 | 1.1 | 0.3 | 1.2 | 0.4 | 0.4 | 0.3 | 0.7 | 0.4 | 0.2 | 0.8 | 0.7 | 0.4 | 0.7 |
| \$500-\$999..... | 0.8 | 0.8 | 0.1 | 1.0 | 0.5 | 0.6 | 0.4 | 0.4 | 0.5 | 0.2 | 0.9 | 0.6 | 0.4 | 0.6 |
| \$1,000-\$1,499..... | 0.3 | 0.4 | 0.3 | 0.5 | 0.4 | 0.4 | 0.3 | 0.4 | 0.4 | 0.2 | 0.4 | 0.3 | 0.3 | 0.4 |
| \$1,500-\$1,999..... | 0.3 | 0.1 | 0.1 | 0.2 | 0.1 | 0.3 | 0.1 | 0.2 | 0.1 | 0.1 | 0.1 | 0.1 | 0.2 | 0.2 |
| \$2,000-\$3,000..... | 0.1 | 0.1 | 0.0 | 0.1 | 0.1 | 0.5 | 0.0 | 0.0 | 0.0 | 0.1 | 0.2 | 0.1 | 0.0 | 0.1 |
| over \$3,000..... | 0.1 | 0.1 | 0.6 | 0.2 | 0.1 | 1.3 | 0.0 | 0.1 | 0.0 | 0.1 | 0.1 | 0.1 | 0.0 | 0.2 |

WEIGHTED NATIONAL NORMS FOR FOUR-YEAR COLLEGES

FALL 1985

SOURCES FOR EDUCATIONAL EXPENSES

| PERSONAL or FAMILY RESOURCES: | 4-Year Public Colleges | | | 4-Year Private Nonsectarian Colleges | | | | 4-Year Other Sectarian Colleges | | | 4-Year Catholic Colleges | | | All Private 4-Year Colleges |
|---|------------------------|--------|------|--------------------------------------|--------|------|-----------|---------------------------------|--------|------|--------------------------|--------|------|-----------------------------|
| | Selectivity Level | | | Selectivity Level | | | | Selectivity Level | | | Selectivity Level | | | |
| | Low | Medium | High | Low | Medium | High | Very High | Low | Medium | High | Low | Medium | High | |
| Part-time Job while in College | | | | | | | | | | | | | | |
| none..... | 71.8 | 60.0 | 85.0 | 69.1 | 66.1 | 69.7 | 68.5 | 67.3 | 65.0 | 71.1 | 64.3 | 62.1 | 60.4 | 67.2 |
| \$1-\$499..... | 19.2 | 25.6 | 9.2 | 18.4 | 17.8 | 14.4 | 13.1 | 19.3 | 17.5 | 14.8 | 19.8 | 19.6 | 21.1 | 17.7 |
| \$500-\$999..... | 6.1 | 9.9 | 3.7 | 7.4 | 10.1 | 9.6 | 11.3 | 8.9 | 12.3 | 9.6 | 10.3 | 11.2 | 11.5 | 9.5 |
| \$1,000-\$1,499..... | 2.1 | 3.2 | 1.4 | 3.4 | 4.5 | 4.3 | 6.2 | 3.1 | 3.8 | 3.6 | 4.0 | 5.6 | 4.8 | 4.0 |
| \$1,500-\$1,999..... | 0.6 | 0.8 | 0.4 | 1.0 | 0.7 | 0.9 | 0.5 | 1.0 | 0.6 | 0.5 | 1.2 | 0.9 | 1.4 | 0.9 |
| \$2,000-\$3,000..... | 0.1 | 0.3 | 0.1 | 0.5 | 0.4 | 0.4 | 0.1 | 0.3 | 0.6 | 0.2 | 0.4 | 0.3 | 0.6 | 0.4 |
| over \$3,000..... | 0.1 | 0.2 | 0.1 | 0.2 | 0.3 | 0.7 | 0.2 | 0.1 | 0.1 | 0.1 | 0.1 | 0.3 | 0.3 | 0.2 |
| AID WHICH NEED NOT BE REPAYED: | | | | | | | | | | | | | | |
| Fell Grant | | | | | | | | | | | | | | |
| none..... | 72.4 | 83.2 | 94.0 | 70.4 | 80.7 | 83.7 | 90.1 | 70.2 | 76.4 | 84.1 | 72.1 | 75.2 | 81.5 | 76.3 |
| \$1-\$499..... | 6.3 | 5.0 | 1.7 | 5.5 | 2.9 | 2.6 | 1.4 | 4.6 | 3.6 | 2.2 | 4.8 | 4.2 | 2.8 | 3.9 |
| \$500-\$999..... | 7.2 | 5.0 | 1.6 | 7.0 | 4.7 | 3.9 | 2.1 | 7.3 | 6.9 | 3.4 | 7.8 | 6.5 | 5.1 | 5.9 |
| \$1,000-\$1,499..... | 6.5 | 3.6 | 1.3 | 7.2 | 4.8 | 4.3 | 2.6 | 7.3 | 5.2 | 3.9 | 7.0 | 6.1 | 4.6 | 5.8 |
| \$1,500-\$1,999..... | 3.8 | 1.5 | 0.8 | 4.2 | 2.6 | 2.4 | 1.6 | 4.8 | 3.7 | 2.6 | 3.9 | 3.6 | 3.0 | 3.5 |
| \$2,000-\$3,000..... | 2.9 | 1.2 | 0.4 | 3.5 | 3.5 | 2.1 | 1.6 | 4.7 | 3.3 | 2.7 | 3.4 | 3.6 | 2.5 | 3.3 |
| over \$3,000..... | 1.0 | 0.4 | 0.1 | 2.2 | 0.7 | 0.9 | 0.6 | 1.1 | 0.9 | 1.0 | 0.9 | 0.8 | 0.5 | 1.2 |
| Supplemental Educational Opportunity Grant | | | | | | | | | | | | | | |
| none..... | 95.2 | 95.7 | 97.7 | 91.0 | 92.6 | 93.1 | 94.8 | 89.4 | 91.4 | 91.7 | 88.5 | 90.1 | 94.0 | 91.4 |
| \$1-\$499..... | 2.2 | 1.9 | 1.3 | 2.7 | 2.1 | 1.3 | 0.6 | 2.6 | 2.3 | 1.3 | 1.9 | 2.5 | 1.5 | 2.1 |
| \$500-\$999..... | 1.4 | 1.5 | 0.5 | 3.0 | 2.1 | 1.9 | 1.1 | 3.6 | 2.9 | 2.1 | 4.8 | 3.2 | 2.3 | 2.8 |
| \$1,000-\$1,499..... | 0.7 | 0.6 | 0.3 | 1.9 | 1.6 | 2.3 | 1.6 | 2.6 | 1.8 | 2.8 | 3.7 | 2.3 | 1.2 | 2.2 |
| \$1,500-\$1,999..... | 0.2 | 0.2 | 0.1 | 0.7 | 0.7 | 0.5 | 0.7 | 0.7 | 0.6 | 0.9 | 0.8 | 0.9 | 0.6 | 0.7 |
| \$2,000-\$3,000..... | 0.1 | 0.1 | 0.1 | 0.5 | 0.7 | 0.5 | 0.7 | 0.8 | 0.6 | 0.8 | 0.2 | 0.8 | 0.3 | 0.6 |
| over \$3,000..... | 0.1 | 0.0 | 0.0 | 0.2 | 0.2 | 0.4 | 0.4 | 0.2 | 0.3 | 0.3 | 0.1 | 0.2 | 0.1 | 0.2 |
| State Scholarship or Grant | | | | | | | | | | | | | | |
| none..... | 85.8 | 83.1 | 91.4 | 83.6 | 78.5 | 82.2 | 87.8 | 74.3 | 72.7 | 79.1 | 79.4 | 74.5 | 73.3 | 79.3 |
| \$1-\$499..... | 7.4 | 6.9 | 5.4 | 4.0 | 4.1 | 3.7 | 3.6 | 4.3 | 5.3 | 2.6 | 4.1 | 6.0 | 6.6 | 4.3 |
| \$500-\$999..... | 4.1 | 6.2 | 1.1 | 5.5 | 6.7 | 4.0 | 2.5 | 7.8 | 7.0 | 4.6 | 6.9 | 5.5 | 5.9 | 5.8 |
| \$1,000-\$1,499..... | 1.6 | 2.4 | 1.4 | 4.0 | 4.7 | 4.8 | 3.1 | 7.2 | 7.5 | 5.5 | 5.5 | 5.5 | 5.5 | 5.3 |
| \$1,500-\$1,999..... | 0.5 | 0.6 | 0.2 | 1.4 | 2.1 | 1.7 | 1.0 | 2.2 | 2.6 | 2.2 | 2.4 | 2.7 | 3.7 | 2.0 |
| \$2,000-\$3,000..... | 0.3 | 0.5 | 0.2 | 1.0 | 2.9 | 2.2 | 1.0 | 3.0 | 4.0 | 5.0 | 1.3 | 3.0 | 3.4 | 2.3 |
| over \$3,000..... | 0.3 | 0.3 | 0.3 | 0.6 | 1.0 | 1.4 | 1.1 | 1.1 | 0.9 | 1.0 | 0.3 | 2.7 | 1.5 | 1.0 |
| College Work-Study Grant | | | | | | | | | | | | | | |
| none..... | 90.7 | 91.1 | 96.6 | 81.9 | 80.9 | 78.3 | 77.9 | 82.7 | 74.0 | 75.3 | 70.7 | 76.6 | 79.9 | 79.2 |
| \$1-\$499..... | 4.8 | 3.5 | 1.0 | 5.2 | 4.9 | 4.8 | 3.4 | 5.4 | 6.0 | 5.8 | 8.9 | 6.4 | 5.0 | 5.4 |
| \$500-\$999..... | 2.8 | 3.1 | 1.0 | 5.8 | 7.6 | 9.0 | 10.1 | 7.8 | 12.9 | 11.6 | 15.0 | 9.6 | 7.7 | 8.7 |
| \$1,000-\$1,499..... | 1.1 | 1.8 | 1.2 | 4.1 | 5.5 | 6.5 | 7.5 | 3.5 | 5.6 | 5.6 | 4.0 | 6.0 | 5.7 | 5.0 |
| \$1,500-\$1,999..... | 0.4 | 0.4 | 0.1 | 1.4 | 0.8 | 0.7 | 0.5 | 0.5 | 0.7 | 1.1 | 1.4 | 1.2 | 1.4 | 1.0 |
| \$2,000-\$3,000..... | 0.1 | 0.1 | 0.0 | 1.0 | 0.2 | 0.3 | 0.2 | 0.1 | 0.7 | 0.3 | 0.1 | 0.2 | 0.2 | 0.4 |
| over \$3,000..... | 0.1 | 0.0 | 0.0 | 0.8 | 0.1 | 0.4 | 0.5 | 0.1 | 0.1 | 0.2 | 0.0 | 0.1 | 0.0 | 0.3 |

WEIGHTED NATIONAL NORMS FOR FOUR-YEAR COLLEGES

FALL 1985

SOURCES FOR EDUCATIONAL EXPENSES

AID WHICH NEED NOT BE REPAYED:

Other College Grant

| | 4-Year Public Colleges | | | 4-Year Private Nonsectarian Colleges | | | | 4-Year Other Sectarian Colleges | | | 4-Year Catholic Colleges | | | All Private 4-Year Colleges |
|----------------------|------------------------|--------|------|--------------------------------------|--------|------|-----------|---------------------------------|--------|------|--------------------------|--------|------|-----------------------------|
| | Selectivity Level | | | Selectivity Level | | | | Selectivity Level | | | Selectivity Level | | | |
| | Low | Medium | High | Low | Medium | High | Very High | Low | Medium | High | Low | Medium | High | |
| none..... | 77.7 | 86.4 | 91.3 | 73.6 | 64.6 | 65.8 | 65.4 | 53.1 | 53.1 | 56.8 | 59.9 | 59.8 | 60.8 | 63.1 |
| \$1-\$499..... | 5.7 | 4.3 | 2.1 | 5.4 | 2.4 | 2.1 | 1.4 | 7.6 | 6.1 | 2.9 | 4.1 | 5.0 | 4.0 | 4.6 |
| \$500-\$999..... | 9.4 | 3.5 | 1.8 | 5.0 | 5.0 | 2.9 | 2.1 | 10.0 | 8.5 | 4.8 | 9.0 | 7.2 | 6.8 | 6.1 |
| \$1,000-\$1,499..... | 3.6 | 3.0 | 1.4 | 4.8 | 6.8 | 4.3 | 2.3 | 10.6 | 9.6 | 7.1 | 10.8 | 8.9 | 8.6 | 7.0 |
| \$1,500-\$1,999..... | 1.5 | 1.1 | 0.5 | 1.8 | 3.9 | 2.3 | 1.5 | 5.6 | 6.3 | 5.0 | 6.0 | 5.0 | 5.3 | 3.8 |
| \$2,000-\$3,000..... | 1.2 | 0.8 | 0.4 | 3.1 | 8.2 | 6.2 | 4.3 | 8.0 | 8.3 | 9.2 | 6.2 | 7.9 | 8.3 | 6.3 |
| over \$3,000..... | 0.9 | 0.9 | 2.5 | 6.3 | 9.1 | 16.3 | 22.9 | 5.0 | 8.1 | 14.2 | 4.1 | 6.1 | 6.2 | 9.0 |

Corporate Tuition Assistance

| | | | | | | | | | | | | | | |
|----------------------|------|------|------|------|------|------|------|------|------|------|------|------|------|------|
| none..... | 98.8 | 98.9 | 98.5 | 98.1 | 98.1 | 97.9 | 97.5 | 98.4 | 98.0 | 98.0 | 97.6 | 98.3 | 98.0 | 98.1 |
| \$1-\$499..... | 0.5 | 0.4 | 0.5 | 0.5 | 0.2 | 0.2 | 0.2 | 0.3 | 0.4 | 0.2 | 0.8 | 0.4 | 0.2 | 0.3 |
| \$500-\$999..... | 0.5 | 0.3 | 0.3 | 0.5 | 0.5 | 0.3 | 0.4 | 0.4 | 0.4 | 0.3 | 0.5 | 0.2 | 0.4 | 0.4 |
| \$1,000-\$1,499..... | 0.1 | 0.2 | 0.3 | 0.3 | 0.3 | 0.3 | 0.4 | 0.3 | 0.6 | 0.6 | 0.6 | 0.3 | 0.5 | 0.4 |
| \$1,500-\$1,999..... | 0.1 | 0.1 | 0.1 | 0.1 | 0.3 | 0.2 | 0.3 | 0.1 | 0.1 | 0.1 | 0.2 | 0.3 | 0.2 | 0.2 |
| \$2,000-\$3,000..... | 0.0 | 0.1 | 0.2 | 0.3 | 0.3 | 0.5 | 0.6 | 0.3 | 0.3 | 0.4 | 0.1 | 0.4 | 0.4 | 0.4 |
| over \$3,000..... | 0.1 | 0.0 | 0.0 | 0.1 | 0.2 | 0.7 | 0.7 | 0.1 | 0.3 | 0.4 | 0.2 | 0.1 | 0.3 | 0.3 |

Other Private Grant

| | | | | | | | | | | | | | | |
|----------------------|------|------|------|------|------|------|------|------|------|------|------|------|------|------|
| none..... | 95.5 | 94.9 | 95.4 | 93.2 | 92.2 | 90.9 | 87.0 | 87.9 | 85.9 | 89.2 | 92.5 | 91.7 | 92.1 | 90.6 |
| \$1-\$499..... | 2.0 | 2.4 | 1.8 | 2.4 | 2.3 | 2.6 | 3.0 | 5.3 | 5.0 | 3.2 | 2.6 | 2.9 | 2.7 | 3.2 |
| \$500-\$999..... | 1.3 | 1.6 | 1.2 | 1.8 | 2.3 | 2.2 | 3.3 | 2.8 | 4.0 | 2.8 | 2.0 | 2.1 | 2.2 | 2.4 |
| \$1,000-\$1,499..... | 0.5 | 0.7 | 0.8 | 1.3 | 1.3 | 1.5 | 2.4 | 2.1 | 2.2 | 2.0 | 1.6 | 1.6 | 1.3 | 1.7 |
| \$1,500-\$1,999..... | 0.2 | 0.2 | 0.2 | 0.4 | 0.6 | 0.7 | 1.0 | 0.7 | 0.7 | 0.7 | 0.6 | 0.6 | 0.6 | 0.6 |
| \$2,000-\$3,000..... | 0.2 | 0.2 | 0.4 | 0.5 | 0.6 | 1.2 | 1.9 | 0.9 | 1.3 | 1.1 | 0.5 | 0.6 | 0.6 | 0.8 |
| over \$3,000..... | 0.2 | 0.1 | 0.1 | 0.4 | 0.6 | 0.9 | 1.4 | 0.4 | 0.9 | 0.9 | 0.2 | 0.5 | 0.5 | 0.6 |

Student's G.I. Benefits

| | | | | | | | | | | | | | | |
|----------------------|------|------|------|------|------|------|------|------|------|------|------|------|------|------|
| none..... | 99.2 | 99.6 | 99.6 | 99.1 | 99.8 | 99.7 | 99.9 | 99.4 | 99.5 | 99.9 | 99.7 | 99.6 | 99.4 | 99.5 |
| \$1-\$499..... | 0.2 | 0.1 | 0.1 | 0.3 | 0.0 | 0.0 | 0.0 | 0.1 | 0.2 | 0.0 | 0.2 | 0.1 | 0.1 | 0.2 |
| \$500-\$999..... | 0.2 | 0.1 | 0.0 | 0.2 | 0.1 | 0.1 | 0.1 | 0.2 | 0.1 | 0.0 | 0.0 | 0.1 | 0.1 | 0.1 |
| \$1,000-\$1,499..... | 0.2 | 0.1 | 0.0 | 0.2 | 0.0 | 0.1 | 0.0 | 0.1 | 0.2 | 0.1 | 0.0 | 0.0 | 0.2 | 0.1 |
| \$1,500-\$1,999..... | 0.0 | 0.0 | 0.0 | 0.2 | 0.0 | 0.0 | 0.0 | 0.1 | 0.0 | 0.0 | 0.0 | 0.0 | 0.0 | 0.1 |
| \$2,000-\$3,000..... | 0.1 | 0.0 | 0.0 | 0.0 | 0.0 | 0.0 | 0.0 | 0.1 | 0.0 | 0.0 | 0.0 | 0.0 | 0.1 | 0.0 |
| over \$3,000..... | 0.1 | 0.1 | 0.2 | 0.1 | 0.0 | 0.0 | 0.0 | 0.1 | 0.0 | 0.0 | 0.1 | 0.1 | 0.1 | 0.1 |

Parent's G.I. Benefits

| | | | | | | | | | | | | | | |
|----------------------|------|------|------|------|------|------|------|------|------|------|------|------|------|------|
| none..... | 99.5 | 99.7 | 99.7 | 99.3 | 99.6 | 99.7 | 99.8 | 99.6 | 99.5 | 99.8 | 99.3 | 99.4 | 99.6 | 99.5 |
| \$1-\$499..... | 0.1 | 0.1 | 0.1 | 0.3 | 0.1 | 0.1 | 0.1 | 0.1 | 0.1 | 0.1 | 0.1 | 0.1 | 0.1 | 0.1 |
| \$500-\$999..... | 0.1 | 0.0 | 0.1 | 0.2 | 0.1 | 0.1 | 0.0 | 0.1 | 0.0 | 0.0 | 0.1 | 0.1 | 0.2 | 0.1 |
| \$1,000-\$1,499..... | 0.0 | 0.0 | 0.1 | 0.1 | 0.1 | 0.0 | 0.0 | 0.1 | 0.1 | 0.0 | 0.1 | 0.1 | 0.1 | 0.1 |
| \$1,500-\$1,999..... | 0.1 | 0.0 | 0.0 | 0.0 | 0.1 | 0.0 | 0.0 | 0.0 | 0.0 | 0.0 | 0.2 | 0.1 | 0.1 | 0.0 |
| \$2,000-\$3,000..... | 0.0 | 0.0 | 0.0 | 0.1 | 0.0 | 0.0 | 0.0 | 0.0 | 0.1 | 0.0 | 0.1 | 0.1 | 0.0 | 0.0 |
| over \$3,000..... | 0.1 | 0.0 | 0.1 | 0.1 | 0.0 | 0.1 | 0.0 | 0.1 | 0.1 | 0.1 | 0.1 | 0.1 | 0.0 | 0.1 |

WEIGHTED NATIONAL NORMS FOR FOUR-YEAR COLLEGES FALL 1985

SOURCES FOR EDUCATIONAL EXPENSES

| | 4-Year Public Colleges | | | 4-Year Private Nonsectarian Colleges | | | | 4-Year Other Sectarian Colleges | | | 4-Year Catholic Colleges | | | All Private 4-Year Colleges |
|--|------------------------|--------|------|--------------------------------------|--------|------|-----------|---------------------------------|--------|------|--------------------------|--------|------|-----------------------------|
| | Selectivity Level | | | Selectivity Level | | | | Selectivity Level | | | Selectivity Level | | | |
| | Low | Medium | High | Low | Medium | High | Very High | Low | Medium | High | Low | Medium | High | |
| AID WHICH NEEDED NOT BE REPAID: | | | | | | | | | | | | | | |
| Other Government Aid | | | | | | | | | | | | | | |
| none..... | 98.0 | 98.6 | 86.6 | 98.6 | 98.5 | 98.8 | 98.9 | 98.8 | 99.0 | 98.8 | 98.8 | 99.1 | 98.4 | 98.7 |
| \$1-\$499..... | 0.9 | 0.3 | 0.3 | 0.3 | 0.2 | 0.3 | 0.1 | 0.4 | 0.3 | 0.3 | 0.5 | 0.2 | 0.4 | 0.3 |
| \$500-\$999..... | 0.4 | 0.3 | 0.1 | 0.3 | 0.2 | 0.1 | 0.1 | 0.4 | 0.1 | 0.2 | 0.2 | 0.1 | 0.2 | 0.2 |
| \$1,000-\$1,499..... | 0.4 | 0.1 | 0.2 | 0.3 | 0.2 | 0.1 | 0.1 | 0.2 | 0.1 | 0.1 | 0.2 | 0.2 | 0.1 | 0.2 |
| \$1,500-\$1,999..... | 0.1 | 0.1 | 0.2 | 0.1 | 0.1 | 0.1 | 0.0 | 0.0 | 0.1 | 0.1 | 0.1 | 0.0 | 0.1 | 0.1 |
| \$2,000-\$3,000..... | 0.0 | 0.1 | 0.1 | 0.1 | 0.1 | 0.1 | 0.1 | 0.1 | 0.1 | 0.1 | 0.1 | 0.2 | 0.1 | 0.1 |
| over \$3,000..... | 0.2 | 0.4 | 12.4 | 0.2 | 0.7 | 0.4 | 0.7 | 0.1 | 0.2 | 0.3 | 0.1 | 0.2 | 0.7 | 0.3 |
| AID WHICH MUST BE REPAID: | | | | | | | | | | | | | | |
| Federal Guaranteed Student Loan | | | | | | | | | | | | | | |
| none..... | 81.0 | 80.5 | 90.5 | 74.0 | 66.3 | 66.7 | 66.0 | 65.2 | 60.1 | 64.0 | 63.2 | 60.0 | 65.1 | 66.9 |
| \$1-\$499..... | 1.6 | 1.9 | 0.4 | 1.3 | 0.9 | 0.7 | 0.4 | 1.0 | 0.9 | 0.6 | 1.8 | 1.3 | 0.9 | 1.0 |
| \$500-\$999..... | 2.7 | 2.8 | 0.9 | 2.5 | 1.9 | 1.8 | 1.3 | 3.1 | 2.5 | 1.7 | 2.9 | 2.3 | 1.9 | 2.3 |
| \$1,000-\$1,499..... | 3.6 | 4.1 | 1.6 | 3.8 | 3.7 | 3.6 | 4.1 | 5.7 | 5.5 | 5.3 | 6.0 | 5.4 | 4.3 | 4.6 |
| \$1,500-\$1,999..... | 2.4 | 2.3 | 1.2 | 3.1 | 3.4 | 3.4 | 4.6 | 4.3 | 4.7 | 4.4 | 4.7 | 4.8 | 3.6 | 3.9 |
| \$2,000-\$3,000..... | 8.1 | 7.7 | 4.8 | 13.9 | 22.5 | 22.0 | 21.9 | 19.7 | 25.0 | 22.8 | 20.3 | 24.8 | 22.8 | 19.9 |
| over \$3,000..... | 0.6 | 0.7 | 0.6 | 1.3 | 1.2 | 1.7 | 1.7 | 1.0 | 1.4 | 1.3 | 1.1 | 1.3 | 1.4 | 1.3 |
| National Direct Student Loan | | | | | | | | | | | | | | |
| none..... | 96.0 | 94.9 | 96.7 | 92.5 | 91.9 | 89.5 | 91.3 | 86.5 | 88.2 | 90.0 | 88.3 | 90.0 | 88.3 | 90.0 |
| \$1-\$499..... | 1.3 | 1.3 | 0.8 | 1.8 | 1.1 | 1.3 | 0.6 | 1.3 | 1.6 | 1.0 | 1.5 | 1.3 | 1.5 | 1.4 |
| \$500-\$999..... | 1.1 | 1.5 | 1.3 | 1.9 | 1.9 | 2.5 | 1.5 | 4.0 | 3.0 | 2.2 | 2.7 | 2.7 | 2.5 | 2.5 |
| \$1,000-\$1,499..... | 0.7 | 1.2 | 0.5 | 1.5 | 1.7 | 2.7 | 2.1 | 3.9 | 3.2 | 3.4 | 2.9 | 2.4 | 3.9 | 2.6 |
| \$1,500-\$1,999..... | 0.2 | 0.4 | 0.3 | 0.7 | 1.1 | 1.8 | 2.1 | 2.1 | 1.8 | 1.7 | 2.5 | 1.5 | 1.5 | 1.5 |
| \$2,000-\$3,000..... | 0.7 | 0.6 | 0.4 | 1.5 | 2.0 | 2.0 | 2.1 | 2.0 | 2.1 | 1.5 | 1.9 | 1.8 | 2.1 | 1.8 |
| over \$3,000..... | 0.0 | 0.1 | 0.0 | 0.1 | 0.2 | 0.2 | 0.3 | 0.2 | 0.2 | 0.2 | 0.2 | 0.2 | 0.2 | 0.2 |
| Other College Loan | | | | | | | | | | | | | | |
| none..... | 96.9 | 96.5 | 98.3 | 96.0 | 95.3 | 94.0 | 92.9 | 95.3 | 94.1 | 93.9 | 95.3 | 94.7 | 94.5 | 94.9 |
| \$1-\$499..... | 0.8 | 0.7 | 0.1 | 0.9 | 0.6 | 0.5 | 0.4 | 0.9 | 0.9 | 0.4 | 0.4 | 0.5 | 0.6 | 0.7 |
| \$500-\$999..... | 0.7 | 0.7 | 0.3 | 0.8 | 0.7 | 1.0 | 0.7 | 1.0 | 1.5 | 1.0 | 1.0 | 0.8 | 0.7 | 0.9 |
| \$1,000-\$1,499..... | 0.5 | 0.7 | 0.3 | 0.6 | 1.0 | 1.2 | 1.4 | 0.9 | 1.3 | 1.2 | 0.5 | 1.1 | 1.1 | 0.9 |
| \$1,500-\$1,999..... | 0.3 | 0.3 | 0.2 | 0.3 | 0.5 | 0.6 | 1.0 | 0.4 | 0.6 | 0.6 | 0.6 | 0.6 | 0.5 | 0.5 |
| \$2,000-\$3,000..... | 0.6 | 0.7 | 0.5 | 1.0 | 1.3 | 1.7 | 1.9 | 1.2 | 1.2 | 2.2 | 1.8 | 1.7 | 1.7 | 1.4 |
| over \$3,000..... | 0.2 | 0.3 | 0.3 | 0.4 | 0.6 | 1.0 | 1.7 | 0.3 | 0.5 | 0.8 | 0.3 | 0.6 | 0.8 | 0.6 |
| Other Loan | | | | | | | | | | | | | | |
| none..... | 96.8 | 96.0 | 98.3 | 95.6 | 95.1 | 94.8 | 94.6 | 95.5 | 94.6 | 95.2 | 94.5 | 94.8 | 95.0 | 95.2 |
| \$1-\$499..... | 0.7 | 0.7 | 0.2 | 0.5 | 0.4 | 0.4 | 0.1 | 0.6 | 0.6 | 0.2 | 0.7 | 0.5 | 0.4 | 0.5 |
| \$500-\$999..... | 0.7 | 0.8 | 0.2 | 0.6 | 0.6 | 0.4 | 0.3 | 0.5 | 0.8 | 0.5 | 0.8 | 0.6 | 0.6 | 0.6 |
| \$1,000-\$1,499..... | 0.5 | 0.9 | 0.2 | 0.9 | 0.7 | 0.8 | 0.8 | 0.8 | 1.0 | 0.9 | 0.8 | 0.9 | 0.8 | 0.8 |
| \$1,500-\$1,999..... | 0.2 | 0.4 | 0.3 | 0.4 | 0.5 | 0.6 | 0.5 | 0.5 | 0.5 | 0.5 | 0.6 | 0.6 | 0.7 | 0.5 |
| \$2,000-\$3,000..... | 0.6 | 0.7 | 0.4 | 1.2 | 1.5 | 1.7 | 1.4 | 1.4 | 1.5 | 1.6 | 1.5 | 1.6 | 1.2 | 1.4 |
| over \$3,000..... | 0.4 | 0.5 | 0.4 | 0.9 | 1.0 | 1.3 | 2.2 | 0.7 | 1.0 | 1.1 | 1.1 | 1.0 | 1.3 | 1.1 |

WEIGHTED NATIONAL NORMS FOR FOUR-YEAR COLLEGES

FALL 1985

SOURCES FOR EDUCATIONAL EXPENSES

| | 4-Year Public Colleges | | | 4-Year Private Nonsectarian Colleges | | | | 4-Year Other Sectarian Colleges | | | 4-Year Catholic Colleges | | | All Private 4-Year Colleges |
|---|------------------------|--------|------|--------------------------------------|--------|------|-----------|---------------------------------|--------|------|--------------------------|--------|------|-----------------------------|
| | Selectivity Level | | | Selectivity Level | | | | Selectivity Level | | | Selectivity Level | | | |
| | Low | Medium | High | Low | Medium | High | Very High | Low | Medium | High | Low | Medium | High | |
| OTHER AID: | | | | | | | | | | | | | | |
| Aid not Mentioned Above | | | | | | | | | | | | | | |
| none..... | 97.7 | 97.8 | 96.6 | 97.1 | 96.7 | 96.9 | 97.3 | 95.9 | 95.9 | 96.7 | 96.9 | 96.3 | 97.2 | 96.7 |
| \$1-\$499..... | 0.9 | 0.7 | 0.6 | 0.7 | 0.7 | 0.7 | 0.5 | 1.4 | 0.9 | 0.8 | 0.7 | 1.0 | 0.4 | 0.8 |
| \$500-\$999..... | 0.7 | 0.6 | 0.5 | 0.6 | 0.5 | 0.4 | 0.4 | 0.9 | 0.9 | 0.5 | 0.7 | 0.4 | 0.6 | 0.6 |
| \$1,000-\$1,499..... | 0.3 | 0.4 | 0.3 | 0.5 | 0.4 | 0.4 | 0.3 | 0.5 | 0.6 | 0.5 | 0.5 | 0.6 | 0.4 | 0.5 |
| \$1,500-\$1,999..... | 0.3 | 0.2 | 0.2 | 0.2 | 0.3 | 0.2 | 0.2 | 0.3 | 0.3 | 0.2 | 0.3 | 0.3 | 0.2 | 0.2 |
| \$2,000-\$3,000..... | 0.1 | 0.1 | 0.1 | 0.4 | 0.4 | 0.3 | 0.3 | 0.5 | 0.6 | 0.4 | 0.2 | 0.7 | 0.5 | 0.4 |
| over \$3,000..... | 0.1 | 0.3 | 1.7 | 0.5 | 1.0 | 1.1 | 1.0 | 0.6 | 0.8 | 0.8 | 0.7 | 0.7 | 0.7 | 0.7 |
| Aid Awarded on Basis of | | | | | | | | | | | | | | |
| academic merit..... | 59.9 | 51.0 | 81.0 | 48.2 | 62.2 | 65.0 | 67.7 | 64.9 | 67.2 | 72.5 | 57.5 | 60.3 | 65.8 | 61.2 |
| financial need..... | 79.9 | 78.9 | 53.4 | 85.9 | 83.6 | 84.6 | 85.1 | 81.2 | 82.3 | 81.1 | 84.9 | 85.9 | 80.5 | 83.8 |
| athletic talent..... | 12.7 | 13.0 | 31.9 | 13.8 | 14.7 | 11.2 | 8.8 | 19.1 | 17.6 | 10.8 | 24.6 | 19.6 | 6.2 | 15.2 |
| other talent..... | 13.6 | 8.8 | 17.2 | 10.1 | 13.0 | 10.2 | 9.5 | 14.5 | 14.9 | 13.5 | 6.6 | 6.8 | 3.7 | 11.0 |
| other..... | 18.2 | 22.2 | 37.0 | 21.6 | 22.5 | 18.6 | 19.2 | 25.9 | 26.2 | 20.0 | 22.1 | 19.1 | 16.4 | 22.0 |
| Concern about Financing College | | | | | | | | | | | | | | |
| no concern..... | 28.5 | 35.3 | 60.3 | 34.4 | 37.7 | 37.0 | 39.0 | 31.5 | 32.5 | 34.7 | 27.2 | 30.9 | 29.3 | 33.8 |
| some concern..... | 53.8 | 53.0 | 32.5 | 50.2 | 48.6 | 49.5 | 49.7 | 52.1 | 53.6 | 51.0 | 54.9 | 52.4 | 53.0 | 51.1 |
| major concern..... | 17.8 | 11.8 | 7.1 | 15.4 | 13.6 | 13.5 | 11.3 | 16.3 | 13.9 | 14.4 | 18.0 | 16.7 | 17.7 | 15.1 |
| Residence Planned During Fall Term | | | | | | | | | | | | | | |
| with parents or relatives..... | 24.8 | 40.3 | 3.4 | 22.1 | 14.8 | 7.6 | 0.7 | 12.0 | 5.8 | 3.8 | 21.1 | 25.0 | 32.7 | 15.0 |
| other private home or apartment..... | 3.8 | 3.1 | 1.8 | 3.4 | 1.6 | 1.3 | 0.3 | 1.7 | 0.8 | 0.6 | 2.7 | 1.5 | 2.1 | 1.9 |
| college dormitory..... | 68.8 | 53.3 | 91.9 | 72.7 | 81.3 | 88.8 | 96.4 | 84.6 | 91.9 | 94.2 | 74.7 | 72.0 | 61.0 | 81.1 |
| fraternity or sorority house..... | 0.2 | 0.3 | 0.3 | 0.3 | 0.7 | 1.0 | 0.3 | 0.3 | 0.6 | 0.4 | 0.2 | 0.2 | 0.1 | 0.4 |
| other campus housing..... | 1.6 | 2.5 | 2.0 | 1.3 | 1.2 | 1.1 | 2.2 | 0.8 | 0.8 | 0.9 | 1.1 | 1.0 | 3.7 | 1.3 |
| other..... | 0.8 | 0.4 | 0.6 | 0.3 | 0.4 | 0.2 | 0.1 | 0.6 | 0.1 | 0.1 | 0.3 | 0.2 | 0.3 | 0.3 |
| Residence Preferred During Fall Term | | | | | | | | | | | | | | |
| with parents or relatives..... | 15.6 | 18.8 | 10.6 | 16.3 | 11.1 | 8.4 | 3.0 | 12.5 | 7.0 | 5.1 | 16.0 | 16.7 | 16.9 | 11.9 |
| other private home or apartment..... | 30.2 | 24.7 | 25.0 | 31.0 | 21.3 | 16.1 | 8.2 | 22.7 | 17.7 | 15.6 | 21.9 | 19.4 | 15.9 | 21.3 |
| college dormitory..... | 40.8 | 43.0 | 48.5 | 41.4 | 55.4 | 61.7 | 78.7 | 50.8 | 61.1 | 67.3 | 46.2 | 51.4 | 53.8 | 54.0 |
| fraternity or sorority house..... | 4.7 | 6.1 | 9.3 | 5.0 | 5.9 | 7.5 | 3.9 | 6.2 | 8.7 | 7.0 | 6.6 | 6.0 | 4.9 | 6.0 |
| other campus housing..... | 6.1 | 5.4 | 3.9 | 4.2 | 4.6 | 4.7 | 5.3 | 6.0 | 4.0 | 3.6 | 7.4 | 5.1 | 7.5 | 5.0 |
| other..... | 2.6 | 1.9 | 2.7 | 2.1 | 1.7 | 1.6 | 0.9 | 1.8 | 1.5 | 1.3 | 1.8 | 1.4 | 1.1 | 1.7 |
| Disabilities | | | | | | | | | | | | | | |
| hearing..... | 1.1 | 0.8 | 0.4 | 1.0 | 0.6 | 0.8 | 0.6 | 1.1 | 0.9 | 0.9 | 0.8 | 0.9 | 0.7 | 0.9 |
| speech..... | 0.4 | 0.1 | 0.1 | 0.3 | 0.1 | 0.2 | 0.2 | 0.2 | 0.2 | 0.3 | 0.4 | 0.3 | 0.3 | 0.3 |
| orthopedic..... | 0.9 | 0.6 | 0.5 | 1.0 | 0.9 | 1.0 | 1.0 | 1.3 | 1.4 | 1.1 | 0.9 | 1.1 | 1.0 | 1.1 |
| learning disability..... | 0.8 | 0.5 | 0.1 | 1.7 | 1.2 | 1.4 | 0.7 | 1.4 | 1.7 | 0.9 | 1.3 | 0.8 | 0.6 | 1.3 |
| health-related..... | 1.7 | 0.9 | 0.4 | 1.0 | 1.1 | 1.1 | 1.0 | 1.8 | 1.5 | 1.2 | 1.5 | 1.3 | 1.0 | 1.2 |
| partially sighted/blind..... | 2.1 | 2.1 | 1.7 | 2.7 | 2.0 | 2.4 | 2.5 | 3.1 | 2.7 | 2.9 | 2.8 | 2.1 | 2.3 | 2.6 |
| other..... | 1.2 | 0.9 | 0.5 | 1.3 | 1.2 | 1.0 | 1.2 | 1.7 | 1.1 | 1.3 | 1.5 | 1.3 | 1.2 | 1.3 |

WEIGHTED NATIONAL NORMS FOR FOUR-YEAR COLLEGES

FALL 1985

| | 4-Year Public Colleges | | | 4-Year Private Nonsectarian Colleges | | | | 4-Year Other Sectarian Colleges | | | 4-Year Catholic Colleges | | | All Private 4-Year Colleges |
|--|------------------------|--------|------|---|--------|------|-----------|------------------------------------|--------|------|--------------------------|--------|------|--------------------------------------|
| | Selectivity Level | | | Selectivity Level | | | | Selectivity Level | | | Selectivity Level | | | |
| | Low | Medium | High | Low | Medium | High | Very High | Low | Medium | High | Low | Medium | High | |
| Students Estimate Chances are Very Good That They Will | | | | | | | | | | | | | | |
| change major field..... | 13.8 | 15.3 | 16.5 | 11.3 | 12.4 | 16.6 | 26.5 | 11.8 | 16.9 | 20.6 | 13.4 | 13.4 | 15.8 | 14.6 |
| change career choice..... | 12.5 | 13.7 | 14.6 | 10.3 | 11.8 | 17.7 | 29.4 | 11.5 | 17.7 | 21.9 | 12.6 | 12.9 | 16.6 | 14.7 |
| fail one or more courses..... | 1.8 | 1.4 | 1.6 | 1.7 | 1.0 | 1.3 | 1.9 | 1.4 | 1.4 | 1.1 | 1.2 | 1.2 | 0.8 | 1.4 |
| graduate with honors..... | 13.4 | 10.6 | 16.3 | 15.7 | 13.9 | 15.3 | 14.9 | 12.7 | 11.5 | 15.5 | 12.3 | 13.8 | 16.2 | 14.3 |
| be elected to student office.... | 4.6 | 2.6 | 4.5 | 6.2 | 4.8 | 5.2 | 4.5 | 4.1 | 4.0 | 4.4 | 5.1 | 4.6 | 3.1 | 4.9 |
| get job to pay college expenses. | 36.8 | 44.9 | 30.4 | 35.7 | 39.2 | 42.7 | 45.1 | 38.2 | 42.7 | 40.5 | 40.9 | 42.1 | 46.1 | 39.9 |
| work full-time while attending.. | 4.5 | 3.4 | 6.1 | 3.9 | 1.9 | 3.5 | 1.0 | 2.6 | 1.7 | 1.3 | 4.3 | 2.2 | 2.2 | 2.7 |
| join social frat or sorority.... | 18.1 | 16.1 | 21.6 | 23.2 | 21.1 | 24.3 | 24.5 | 19.9 | 25.3 | 26.1 | 19.2 | 22.3 | 22.4 | 22.7 |
| live in coeducational dormitory. | 22.8 | 28.5 | 69.2 | 9.8 | 34.7 | 50.3 | 73.5 | 19.2 | 27.7 | 43.7 | 23.0 | 17.8 | 22.7 | 27.8 |
| play varsity athletics..... | 15.0 | 17.4 | 30.0 | 17.2 | 21.8 | 26.4 | 29.3 | 22.7 | 26.0 | 25.7 | 23.7 | 21.2 | 18.1 | 22.2 |
| be elected to an honor society.. | 8.3 | 6.1 | 12.8 | 9.7 | 9.9 | 10.5 | 11.2 | 9.2 | 9.7 | 12.4 | 8.4 | 8.6 | 10.6 | 9.9 |
| make at least a "B" average..... | 37.3 | 40.1 | 46.5 | 40.0 | 45.4 | 49.3 | 50.2 | 39.9 | 42.6 | 49.9 | 41.5 | 46.7 | 51.0 | 44.0 |
| need extra time for degree..... | 6.9 | 6.1 | 6.1 | 6.7 | 5.4 | 4.6 | 3.0 | 6.4 | 5.5 | 5.1 | 5.5 | 5.5 | 6.0 | 5.7 |
| get tutoring in some courses.... | 12.1 | 9.7 | 14.9 | 13.9 | 10.8 | 13.1 | 11.4 | 11.5 | 12.2 | 11.0 | 13.6 | 12.8 | 11.5 | 12.4 |
| work at outside job..... | 20.9 | 27.6 | 11.5 | 20.2 | 18.7 | 14.6 | 12.6 | 17.9 | 17.6 | 13.7 | 21.4 | 23.0 | 26.9 | 18.5 |
| seek vocational counseling..... | 5.9 | 5.7 | 7.9 | 6.0 | 5.4 | 8.7 | 13.7 | 6.1 | 7.2 | 9.7 | 6.8 | 7.2 | 9.6 | 7.5 |
| seek individual counseling..... | 4.8 | 3.4 | 6.6 | 5.1 | 4.4 | 4.5 | 5.8 | 4.7 | 4.3 | 4.4 | 5.9 | 5.4 | 4.5 | 4.9 |
| get bachelor's degree..... | 70.7 | 79.0 | 86.6 | 72.3 | 77.8 | 84.2 | 88.8 | 72.8 | 76.7 | 83.7 | 74.8 | 76.5 | 81.8 | 77.2 |
| participate in student protests. | 5.4 | 4.0 | 3.2 | 6.0 | 6.0 | 8.6 | 15.8 | 4.1 | 4.9 | 7.5 | 5.5 | 5.0 | 4.1 | 6.5 |
| drop out temporarily..... | 1.8 | 1.1 | 1.1 | 1.3 | 1.0 | 1.1 | 1.5 | 1.2 | 1.1 | 1.0 | 1.0 | 1.1 | 0.9 | 1.2 |
| drop out permanently..... | 1.2 | 0.7 | 1.1 | 0.9 | 0.8 | 0.6 | 0.4 | 0.9 | 0.7 | 0.6 | 1.3 | 1.0 | 0.5 | 0.8 |
| transfer to another college..... | 12.2 | 11.5 | 10.8 | 10.5 | 8.5 | 7.3 | 3.8 | 12.7 | 11.2 | 9.3 | 10.6 | 10.4 | 7.2 | 9.7 |
| be satisfied with college..... | 48.7 | 50.2 | 62.4 | 55.1 | 56.8 | 63.2 | 71.5 | 55.9 | 57.6 | 63.3 | 55.0 | 55.0 | 60.3 | 58.3 |
| find job in preferred field..... | 67.7 | 70.8 | 79.5 | 71.0 | 70.8 | 68.8 | 59.1 | 72.1 | 69.8 | 68.6 | 73.3 | 70.1 | 71.7 | 69.9 |
| marry while in college..... | 6.7 | 4.9 | 2.9 | 6.1 | 3.8 | 2.7 | 1.3 | 7.9 | 5.1 | 2.9 | 4.6 | 4.6 | 2.8 | 4.9 |
| marry within a year after coll.. | 18.2 | 16.3 | 19.5 | 17.8 | 15.3 | 13.1 | 7.4 | 23.7 | 18.4 | 14.9 | 17.6 | 15.8 | 13.6 | 16.8 |
| Objectives Considered to be Essential or Very Important | | | | | | | | | | | | | | |
| achieve in a performing art..... | 13.0 | 10.3 | 9.4 | 13.8 | 15.2 | 15.0 | 19.1 | 12.4 | 13.1 | 15.3 | 11.5 | 11.7 | 9.0 | 13.8 |
| become authority in my field.... | 72.4 | 72.0 | 74.5 | 75.9 | 73.0 | 71.1 | 71.6 | 68.7 | 68.6 | 70.5 | 72.7 | 72.3 | 70.4 | 72.1 |
| obtain recog from colleagues.... | 55.4 | 58.8 | 55.3 | 59.6 | 60.1 | 55.9 | 56.4 | 46.3 | 51.4 | 54.8 | 57.4 | 58.4 | 56.2 | 55.5 |
| influence political structure... | 17.4 | 14.1 | 19.2 | 21.4 | 17.1 | 19.6 | 24.9 | 14.0 | 15.7 | 19.8 | 16.8 | 16.8 | 16.0 | 18.5 |
| influence social values..... | 34.0 | 31.3 | 30.3 | 44.3 | 36.4 | 35.5 | 35.3 | 40.1 | 34.6 | 34.8 | 39.4 | 37.6 | 34.9 | 38.8 |
| raise a family..... | 68.2 | 70.2 | 74.0 | 71.7 | 70.0 | 68.5 | 67.5 | 77.0 | 73.9 | 70.1 | 75.5 | 71.7 | 76.4 | 72.3 |
| have admin. responsibility..... | 44.1 | 43.9 | 48.9 | 47.0 | 41.7 | 37.7 | 32.7 | 38.6 | 37.2 | 37.5 | 46.8 | 43.5 | 44.5 | 41.5 |
| be very well off financially.... | 71.9 | 73.3 | 61.3 | 72.8 | 69.8 | 63.6 | 58.2 | 57.1 | 58.6 | 61.2 | 67.5 | 70.1 | 69.4 | 65.5 |
| help others in difficulty..... | 65.6 | 63.5 | 62.9 | 70.2 | 66.3 | 65.0 | 67.0 | 72.5 | 65.2 | 65.5 | 75.8 | 68.9 | 67.2 | 68.9 |
| theoretical contrib to science.. | 13.2 | 12.8 | 18.0 | 13.2 | 10.6 | 16.1 | 17.1 | 9.1 | 11.4 | 14.3 | 11.4 | 12.5 | 13.8 | 12.7 |
| write original works..... | 13.2 | 10.5 | 11.8 | 14.2 | 15.4 | 17.5 | 23.8 | 11.6 | 13.3 | 15.4 | 12.4 | 11.5 | 12.0 | 14.5 |
| create artistic work..... | 12.4 | 10.1 | 8.8 | 14.3 | 15.8 | 17.7 | 16.0 | 9.8 | 10.7 | 12.2 | 13.2 | 11.2 | 9.9 | 13.3 |
| be successful in my own business | 53.7 | 48.2 | 37.3 | 60.7 | 55.2 | 49.2 | 40.4 | 45.7 | 45.4 | 46.1 | 53.4 | 53.3 | 49.0 | 51.5 |
| be involved in environ cleanup.. | 22.2 | 17.4 | 19.5 | 23.2 | 19.5 | 21.4 | 24.5 | 17.8 | 17.9 | 20.2 | 21.7 | 18.3 | 17.9 | 20.6 |
| develop philosophy of life..... | 46.2 | 40.3 | 45.6 | 49.3 | 44.8 | 51.9 | 59.6 | 45.5 | 46.8 | 52.3 | 44.9 | 46.4 | 48.0 | 48.8 |
| participate in community action. | 26.8 | 20.4 | 23.9 | 30.2 | 22.8 | 24.4 | 26.9 | 24.7 | 24.2 | 26.5 | 29.8 | 25.9 | 24.4 | 26.5 |
| promote racial understanding.... | 36.7 | 29.3 | 35.5 | 43.5 | 33.9 | 39.4 | 49.7 | 34.4 | 33.4 | 37.7 | 38.9 | 35.0 | 34.7 | 38.8 |
| be expert on finance/commerce... | 30.6 | 25.5 | 19.6 | 33.0 | 27.3 | 22.9 | 22.0 | 21.6 | 22.5 | 23.8 | 27.6 | 28.2 | 28.5 | 26.6 |

WEIGHTED NATIONAL NORMS FOR FOUR-YEAR COLLEGES

FALL 1985

| | 4-Year Public Colleges | | | 4-Year Private Nonsectarian Colleges | | | | 4-Year Other Sectarian Colleges | | | 4-Year Catholic Colleges | | | All Private 4-Year Colleges |
|--|------------------------|--------|------|--------------------------------------|--------|------|-----------|---------------------------------|--------|------|--------------------------|--------|------|-----------------------------|
| | Selectivity Level | | | Selectivity Level | | | | Selectivity Level | | | Selectivity Level | | | |
| | Low | Medium | High | Low | Medium | High | Very High | Low | Medium | High | Low | Medium | High | |
| Political Orientation | | | | | | | | | | | | | | |
| far left..... | 2.4 | 1.5 | 0.9 | 2.2 | 1.7 | 2.1 | 2.9 | 1.3 | 1.0 | 1.9 | 1.4 | 1.4 | 1.2 | 1.8 |
| liberal..... | 20.6 | 20.5 | 19.4 | 22.3 | 23.6 | 28.1 | 37.1 | 16.9 | 20.5 | 24.3 | 20.8 | 22.2 | 21.5 | 23.0 |
| middle of the road..... | 57.6 | 59.1 | 48.3 | 50.0 | 54.9 | 45.2 | 38.3 | 52.6 | 51.5 | 48.4 | 58.4 | 56.1 | 55.5 | 50.7 |
| conservative..... | 17.4 | 17.7 | 29.4 | 23.8 | 18.7 | 23.2 | 20.6 | 27.7 | 25.6 | 24.0 | 18.0 | 19.3 | 20.7 | 23.1 |
| far right..... | 1.0 | 1.3 | 2.0 | 1.7 | 1.1 | 1.4 | 1.1 | 1.5 | 1.5 | 1.3 | 1.4 | 1.0 | 1.1 | 1.4 |
| Agree Strongly or Somewhat | | | | | | | | | | | | | | |
| gov't not protecting consumer... | 66.6 | 60.1 | 48.4 | 65.2 | 63.3 | 59.2 | 58.2 | 61.7 | 60.2 | 58.2 | 63.4 | 61.9 | 59.5 | 61.9 |
| gov't not promoting disarmament. | 67.5 | 66.6 | 53.9 | 66.4 | 69.5 | 71.1 | 79.1 | 62.2 | 67.5 | 70.4 | 68.8 | 71.9 | 72.7 | 68.5 |
| gov't not controlling pollution. | 78.4 | 78.6 | 75.9 | 76.2 | 79.4 | 82.1 | 87.0 | 75.9 | 78.8 | 82.7 | 75.7 | 78.6 | 79.0 | 78.7 |
| fed gov't discourage energy use. | 71.2 | 72.0 | 74.3 | 71.4 | 73.6 | 74.6 | 79.6 | 71.1 | 72.6 | 74.1 | 70.9 | 70.5 | 73.8 | 72.8 |
| raise taxes to reduce deficit... | 23.7 | 21.0 | 28.6 | 22.6 | 22.7 | 25.1 | 33.4 | 21.8 | 23.6 | 26.3 | 20.8 | 20.6 | 20.8 | 23.5 |
| increase fed military spending... | 28.5 | 25.4 | 42.0 | 29.7 | 23.4 | 19.9 | 14.3 | 30.2 | 22.2 | 20.6 | 21.5 | 19.9 | 18.0 | 24.2 |
| nuclear disarmament attainable.. | 54.8 | 54.5 | 50.9 | 53.6 | 57.7 | 54.7 | 58.2 | 52.3 | 53.8 | 55.3 | 58.1 | 56.0 | 57.0 | 54.9 |
| abolish death penalty..... | 29.9 | 25.6 | 21.5 | 30.0 | 27.6 | 28.5 | 36.0 | 25.3 | 26.4 | 29.7 | 34.4 | 31.4 | 33.8 | 29.5 |
| need national health care plan.. | 63.2 | 62.3 | 48.5 | 63.2 | 61.7 | 56.3 | 56.2 | 55.9 | 54.3 | 51.7 | 64.9 | 61.8 | 61.7 | 59.2 |
| abortion should be legalized.... | 52.8 | 56.2 | 59.9 | 50.6 | 58.3 | 64.3 | 77.8 | 37.6 | 49.5 | 62.1 | 37.9 | 42.7 | 39.3 | 51.3 |
| high school grading too easy.... | 47.2 | 52.0 | 62.0 | 46.6 | 49.7 | 57.7 | 60.4 | 52.3 | 54.6 | 58.4 | 44.7 | 51.3 | 51.0 | 51.7 |
| women's activities best in home. | 24.5 | 20.6 | 19.4 | 27.8 | 21.4 | 18.8 | 12.6 | 25.1 | 20.8 | 16.2 | 21.0 | 21.0 | 17.4 | 22.1 |
| live together before marriage... | 45.1 | 49.2 | 43.3 | 40.3 | 51.3 | 53.0 | 60.1 | 28.2 | 35.3 | 44.8 | 36.8 | 41.2 | 38.7 | 41.6 |
| women should get job equality... | 90.8 | 92.6 | 93.6 | 90.0 | 92.7 | 93.3 | 95.2 | 90.4 | 91.4 | 94.1 | 91.4 | 91.8 | 93.5 | 91.8 |
| wealthy should pay more taxes... | 76.1 | 75.0 | 76.2 | 71.5 | 68.5 | 66.8 | 69.2 | 73.2 | 71.1 | 69.3 | 71.3 | 70.7 | 73.1 | 70.7 |
| marijuana should be legalized... | 22.0 | 21.7 | 14.4 | 20.7 | 22.6 | 25.8 | 27.4 | 13.8 | 17.2 | 20.1 | 16.5 | 18.5 | 17.5 | 19.9 |
| busing ok to achieve balance.... | 57.6 | 54.2 | 47.3 | 57.1 | 55.4 | 53.1 | 56.8 | 52.8 | 52.8 | 50.6 | 55.4 | 53.3 | 49.9 | 54.4 |
| prohibit homosexual relations... | 52.4 | 44.0 | 43.1 | 55.2 | 40.6 | 35.1 | 20.5 | 62.3 | 49.4 | 36.4 | 45.0 | 42.8 | 40.5 | 46.7 |
| col regulate students off campus | 17.0 | 11.2 | 12.9 | 19.1 | 11.5 | 12.3 | 9.4 | 17.3 | 13.8 | 11.4 | 14.1 | 11.5 | 10.6 | 14.6 |
| students help evaluate faculty.. | 69.1 | 71.5 | 74.2 | 69.6 | 71.4 | 75.6 | 78.9 | 69.3 | 71.7 | 74.4 | 69.4 | 70.5 | 75.4 | 71.8 |
| college has right to ban speaker | 26.7 | 23.4 | 25.5 | 28.5 | 22.4 | 19.0 | 12.6 | 29.9 | 23.8 | 18.5 | 23.5 | 23.4 | 21.6 | 24.1 |
| one can do little to change soc. | 39.2 | 35.9 | 32.3 | 38.3 | 34.1 | 32.0 | 28.5 | 33.1 | 33.7 | 31.0 | 33.7 | 33.0 | 33.1 | 34.0 |
| college increases earning power. | 74.0 | 73.2 | 63.7 | 73.1 | 68.7 | 56.4 | 40.7 | 67.5 | 63.2 | 57.4 | 69.8 | 68.8 | 66.0 | 65.1 |
| Permission to Use Student I.D.? | | | | | | | | | | | | | | |
| yes | 80.7 | 85.8 | 87.6 | 79.3 | 72.2 | 76.2 | 75.0 | 80.6 | 81.6 | 79.2 | 78.2 | 77.3 | 82.7 | 78.4 |
| no | 19.3 | 14.2 | 12.4 | 20.7 | 27.8 | 23.8 | 25.0 | 19.4 | 18.4 | 20.8 | 21.8 | 22.7 | 17.3 | 21.6 |

93

- (**) This item is reported for the first time in 1985. Items not indicated with "***" are repeated or modified questions from one or more of the earlier surveys.
- (1) Percentages will sum to more than 100 if any students checked more than one category.
 - (2) Because no black two-year colleges participated in 1985, the associated black enrollment is deflated in two-year college norms and inflated in four-year college norms.
 - (3) Frequently only, all other items frequently plus occasionally.
 - (4) Based on the curriculum recommendations of the National Commission on Excellence in Education.
 - (5) Students who applied to no other college are not included in this item.
 - (6) Recategorization of this item from a longer list is shown in Appendix C of the AMERICAN FRESHMAN



Appendix A

Research Methodology

APPENDIX A

RESEARCH METHODOLOGY

1985 CIRP FRESHMAN SURVEY

The freshman survey data reported here have been weighted to provide a normative picture of the American college freshman population for persons engaged in policy analysis, manpower planning, administration, educational research, guidance and counseling, as well as for the general community of students and parents. The survey instrument, the Student Information Form (SIF), is revised annually to reflect the changing concerns of the academic community and of others who use the information. SIF data also provide initial input information for longitudinal research. Follow-up surveys of individual students in each entering class are conducted at various intervals after the initial survey. In recent years, longitudinal follow-ups of CIRP students have been used in major studies of dropouts (Astin, 1975), campus protests (Astin, Astin, Bayer, & Bisconti, 1975), education and work (Bisconti and Solmon, 1976), campus change (Astin, 1976), student development (Astin, 1977), and minorities (Astin, 1982). (For the most recent follow-up report, see Green et. al., 1986.)

From 1966 to 1970, approximately 15 percent of the nation's institutions of higher education were selected by sampling procedures and invited to participate in the program. As the academic community became aware of the value of program participation, additional institutions asked to participate. Beginning in 1971, all institutions that have entering freshman classes and that respond to the U. S. Department of Education's (DOE) Higher Education General Information Survey were invited to participate. A minimum charge, plus a unit rate based on the number of forms processed, helps to defray the direct costs of the survey. In Fall 1974 and 1975, samples of proprietary institutions also participated in the survey.

The normative data are reported separately for women and men, and for 37 different groupings of institutions. The major stratifying factors are institutional race (predominantly black versus predominantly white), type (two-year college, four-year college, university), control (public, private-nonsectarian, Roman Catholic, and Protestant), and the "selectivity level" of the institution. Selectivity, which is an estimate of the average academic ability of the entering class, was made an integral part of the CIRP stratification design (Figure A-1) in 1968 because of its substantial correlation with most measures of institutional "quality" (Astin, 1962). Since 1975, a revised and updated selectivity measure has been used (Astin & Henson, 1977). Stratification cell assignment is based chiefly on data supplied by institutions to various educational directories and college guides. Changes in stratification cell assignments do occur; requests for review are honored each year. Appendix D lists the current stratification cell assignment of all institutions that have participated in the CIRP freshman survey since 1966.

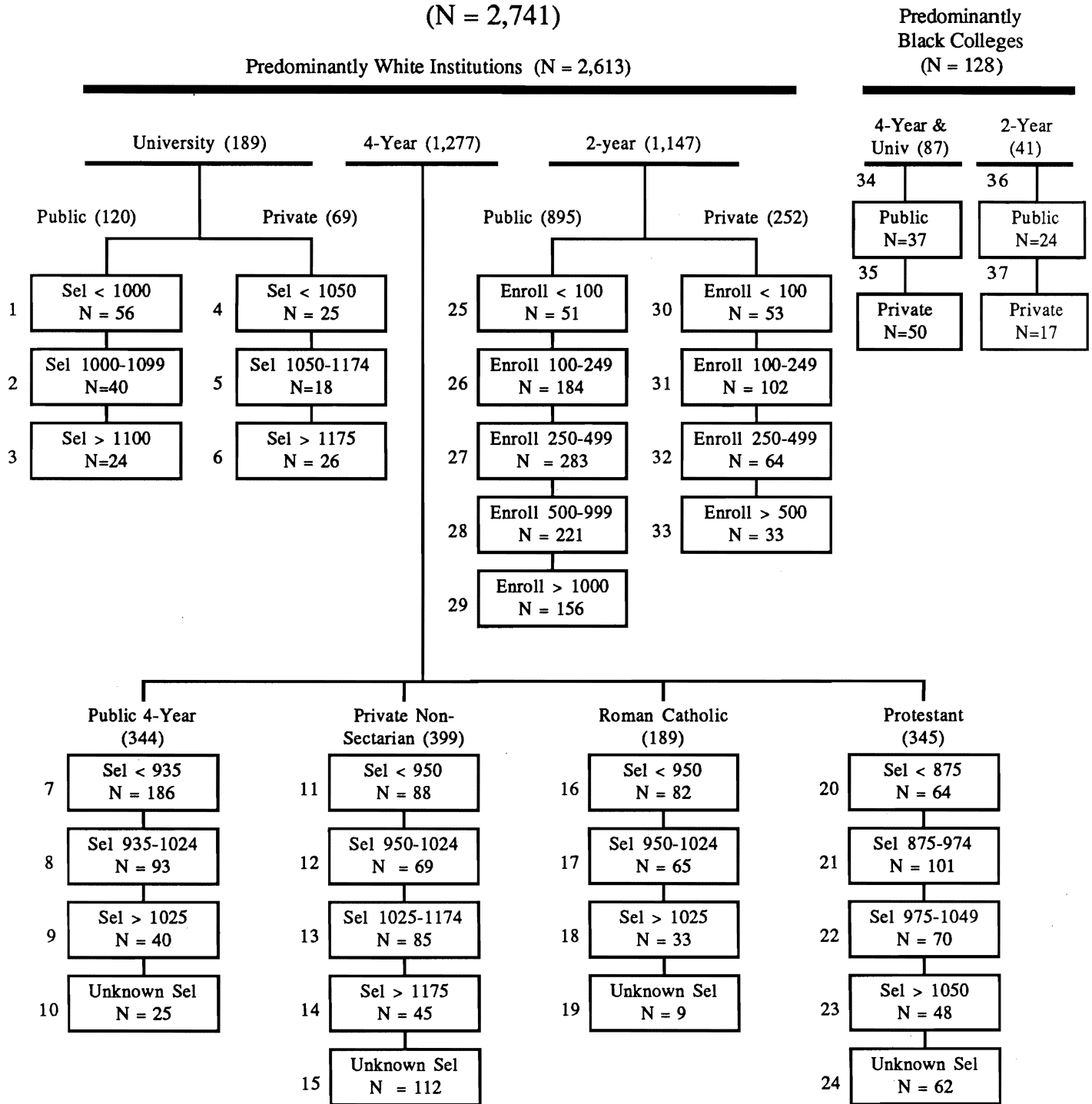
The 1985 Data

Although 279,985 entering freshmen at 546 colleges and universities returned their forms in time for data to be included in the 1985 norms, the normative data presented here are based on responses from 192,453 freshmen entering 365 institutions.

The national norms are based only on data from institutions where the coverage of entering freshmen was judged to be representative. This judgment is based on the percentage of first-time freshmen who completed the 1985 SIF and on the procedures used to administer the forms. Four-year

Figure A-1: 1985 Data Bank Population

(N = 2,741)



Selectivity (SEL), used to define strata for four-year colleges and universities, is an estimate of the mean score of entering freshmen on the Verbal plus Mathematical portions of the Scholastic Aptitude Test (or the converted SAT verbal and math equivalents for the American College Test composite). The method of estimation is described in detail in Astin and Henson (1977) and also in Appendix A of the current report. **Enrollment (ENROLL)**, used to define strata for two-year colleges, is based on the total number of first-time, full-time entrants.

colleges are included in the national norms if over 85 percent of their first-time, full-time freshmen completed the SIF; universities must have over 75 percent participation, while two-year colleges must have 50 percent.¹

The normative data presented here were collected by administering the 1985 SIF during registration, freshman orientation, or the first few weeks of classes. The SIF is designed to elicit a wide range of biographic and demographic data, as well as data on the student's high school background, career plans, educational aspirations, financial arrangements, high school activities, and current attitudes. Those data meeting minimal quality requirements for inclusion in the 1985 norms were differentially weighted to represent the population of entering freshmen at all higher educational institutions in the United States.²

Part-time students and those who are not first-time college students (i.e., transfers and former enrollees) were excluded from the normative sample. Since the 1972 survey, special care has been taken to define these enrollment statuses; in surveys before 1972, the participating institutions were asked to exclude part-time students, while non-first-time students were excluded during the data processing stage by screening out those who indicated that they had previously attended college. Since that time, all students who did not identify themselves as part-time were included in the national norms if they either graduated from high school in the year of the survey or had never attended any institution for credit.

Institutional Stratification Design

The stratification design for the 1985 survey is identical to that used in 1984 (see Figure A-1). The rationale for this particular design is provided in the 1971 and 1979 normative reports.

The population included all eligible institutions of higher education listed in the annual Department of Education *Education Directory* (1983). An institution was considered eligible if it was operating at the time of the survey and if it had a freshman class of at least 25 students. Thus, institutions requiring undergraduate credits for admission to their first class (e.g., some professional schools) and a few very small institutions were excluded. In addition, some institutions or their branches were included even though separate 1984 enrollments were not available from DOE, because they were part of prior universes in these surveys and were known to be functioning with first-time, full-time entering freshmen. With these exceptions, the defined population comprised all accredited and nonaccredited institutions listed by DOE, whether university, four-year college, or two-year college. For the 1985 survey, the population of institutions numbered 2,741.

Typically, institutions make budgetary decisions and plan their orientation and registration programs early in the year. Since these matters affect participation in the freshman survey, institutions must be invited to participate several months before information is available to define the final survey population. A total of 2,741 institutions were invited to participate in the 1985 survey. Of these, 1,224 (44.6 percent) had participated in one or more of the earlier surveys, and 1517 (55.4 percent) were new invitees. A total of 561 (20.5 percent) of the institutions accepted the invitation to participate. Of the 526 institutions participating in the 1984 freshman survey, 449 (85.4 percent) opted to participate again in 1985.

Because of administrative and logistic problems, 13 institutions that accepted the invitation to participate in the 1985 survey were unable to return their completed freshman survey forms in time for their data to be included in the national norms. Thus, data were obtained from 546 (97.3 percent) of the institutions that had agreed to participate in the 1985 survey. Appendix D lists all institutions that have participated in the CIRP in any of the twenty years since its inception. Appendix D also provides information about current stratification cell assignment, the number of years an institution has

¹ Each participating institution received a complete tabulation of its data, but those with unrepresentative sampling were informed that comparisons between their institutional data and the national norms should be made with caution.

² A distinction should be made between higher education and postsecondary education. The normative data exclude students attending most proprietary, special vocational, or semiprofessional institutions; they include those attending two-year colleges and terminal occupational programs.

participated in the CIRP freshman survey, and its norm status (norms data or not norms data) in all surveys.

Weighting Procedures

The data obtained from students were differentially weighted because of disproportionate sampling of institutions within each stratification cell and because not all students at each college completed the SIF. Table A-1 shows the number of participating institutions in each stratification cell and the cell weights applied to each institution's data in computing the national norms. The cell weights in the last two columns are the ratios between the number of first-time, full-time freshmen in the eligible population within a given cell and the total number of freshmen entering sample institutions in that cell, computed separately for each sex. Since population data for Fall 1985 and Fall 1984 enrollments were not available at the time of the 1985 survey, these weights were derived from the Department of Education's Higher Education General Information (HEGIS) Fall 1983 enrollment data. In effect, this procedure assumes that the sample institutions within a cell account for the same proportion of students in that cell in 1985 as in Fall 1983.

These cell weights were further adjusted within each institution, by sex, according to the proportion of the institution's 1985 first-time, full-time freshmen who completed the SIF. These total counts of 1985 freshmen are obtained directly from each participating institution at the time of the freshman survey. Typically, this second weight was between 1.0 and 2.0; in the case of an institution that administered the form to its entire freshman class, the weight was exactly 1.0. The final weight applied to the data from each student was the product of this within-institution participation weight and the appropriate cell weight shown in Table A-1.³

These weighting procedures generated summary data representative of all first-time, full-time students entering institutions of higher education in the fall of 1985. Note that the SIF was completed by entering freshmen and, thus, the data reflect responses prior to any substantial experience with college life.

The Student Information Form

The SIF is designed to serve two functions: first, to obtain student input data for longitudinal research; and second, to obtain standard descriptive and normative data for general information about the freshman population at American colleges. The form thus contains standard biographic and demographic items that have been administered annually to each entering class, as well as research-oriented items that have been modified from previous years (e.g., see the list of attitudinal questions listed under item #37). The inclusion of modified items permits a more thorough coverage of student characteristics but also represents a compromise between two mutually exclusive objectives: (1) comparability of information from year to year which is required for assessing trends; and (2) flexibility in item content to meet changing information and research needs. Table A-2 lists the 1985 SIF items and indicates previous survey years in which comparable items have been used.

The SIF, reproduced in Appendix B, has been developed in collaboration with students, professional associations, participating institutions, government agencies, educational researchers, administrators, policy makers, and members of the CIRP Advisory Committee. It is designed for self-administration under proctored conditions and for processing onto magnetic tape with an optical mark reader. The 1986 SIF is currently being designed with the assistance of the CIRP Advisory Committee, as well as others interested in the annual freshman survey program.

Four tape files are developed from the SIF each year: (1) an institutional summary file containing institutional identification numbers and an institutional summary of the responses for men and women; (2) a file containing individual responses and a student identification number, but no names and addresses; (3) a name-and-address file containing a second, independent student identification number; and (4) a

³The cell weight in Table A-1 is a sex-specific constant for each sample institution in a given cell, whereas the within-institution weight is a sex-specific constant for a given institution but varies from one institution to another, depending on how adequately the institution "covered" its entering class.

Table A-1

Institutional Sample and Population Weights Used to Compute the 1985 National Freshman Norms

| Stratification Cell for Sampling | Population | Number of Institutions | | | Cell Weights ^a | |
|--|---------------------------|------------------------|----------------------|-------|--------------------------------|-------|
| | | Total | Participants Used In | Norms | Applied to Data Collected From | Men |
| <i>Public Universities</i> | | | | | | |
| SAT V + M: | | | | | | |
| 1. | Less than 1,000 | 56 | 12 12 | 6 7 | 6.17 | 7.24 |
| 2. | 1,000-1,099 | 40 | 16 14 | 12 10 | 4.30 | 3.69 |
| 3. | 1,100 or more | 24 | 13 15 | 9 11 | 2.82 | 2.74 |
| <i>Private Universities</i> | | | | | | |
| SAT V + M: | | | | | | |
| 4. | Less than 1,050 | 25 | 14 15 | 10 9 | 2.83 | 2.62 |
| 5. | 1,050 - 1,174 | 18 | 8 11 | 6 7 | 4.36 | 4.65 |
| 6. | 1,175 or more | 26 | 11 12 | 8 9 | 3.20 | 3.52 |
| <i>Four-Year Public Colleges</i> | | | | | | |
| SAT V + M: | | | | | | |
| 7,10. | Less than 935 and unknown | 211 | 28 36 | 15 16 | 18.20 | 17.70 |
| 8. | 935 - 1,024 | 93 | 24 23 | 12 15 | 9.41 | 8.42 |
| 9. | 1,025 or more | 40 | 12 10 | 7 6 | 4.17 | 8.30 |
| <i>Four-Year Private Nonsectarian Colleges</i> | | | | | | |
| SAT V + M: | | | | | | |
| 11,15. | Less than 950 and unknown | 200 | 35 33 | 14 16 | 16.92 | 9.06 |
| 12. | 950 - 1,024 | 69 | 32 27 | 21 16 | 5.03 | 4.00 |
| 13. | 1,025 - 1,174 | 85 | 44 46 | 31 36 | 2.94 | 2.44 |
| 14. | 1,175 or more | 45 | 35 36 | 28 26 | 1.50 | 1.40 |
| <i>Four-Year Catholic Colleges</i> | | | | | | |
| SAT V + M: | | | | | | |
| 16,19. | Less than 950 and unknown | 91 | 21 19 | 14 14 | 13.51 | 12.17 |
| 17. | 950 - 1,024 | 65 | 30 28 | 20 20 | 3.75 | 3.65 |
| 18. | 1,025 or more | 33 | 14 11 | 11 7 | 2.34 | 2.88 |
| <i>Four-Year Protestant Colleges</i> | | | | | | |
| SAT V + M: | | | | | | |
| 20,24. | Less than 875 and unknown | 126 | 17 16 | 12 9 | 8.42 | 8.37 |
| 21. | 875 - 974 | 101 | 27 34 | 17 22 | 6.18 | 6.18 |
| 22. | 975 - 1,049 | 70 | 30 29 | 22 22 | 2.85 | 3.00 |
| 23. | 1,050 or more | 48 | 31 32 | 24 26 | 2.03 | 2.00 |
| <i>Two-Year Public Colleges</i> | | | | | | |
| Freshman Enrollment: | | | | | | |
| 25,26. | Less than 249 | 235 | 15 14 | 12 14 | 12.99 | 20.42 |
| 27. | 250 - 499 | 283 | 16 18 | 12 14 | 18.77 | 29.92 |
| 28. | 500 - 999 | 221 | 11 10 | 7 6 | 29.80 | 30.76 |
| 29. | 1,000 or more | 156 | 10 8 | 9 5 | 16.35 | 20.16 |
| <i>Two-Year Private Colleges</i> | | | | | | |
| Freshman Enrollment: | | | | | | |
| 30. | Less than 100 | 53 | 4 2 | 3 2 | 9.53 | 40.11 |
| 31. | 100 - 249 | 102 | 11 11 | 8 10 | 18.93 | 11.71 |
| 32,33. | 250 - 499 and 500 or more | 97 | 5 7 | 5 6 | 20.26 | 28.05 |
| <i>Predominantly Black Colleges</i> | | | | | | |
| 34,36. | Public 4-year & 2-year | 61 | 7 9 | 1 4 | 104.72 | 78.02 |
| 35,37. | Private 4-year & 2-year | 67 | 12 14 | 8 8 | 5.42 | 6.24 |

^aRatio between the number of 1985 first-time, full-time students enrolled in all colleges and the number of first-time, full-time students enrolled at colleges in the 1985 CIRP sample.

Table A-2

Uses of 1985 Student Information Form Items in Previous CIRP Surveys^a

| 1985 Item Number | 1985 | 1984 | 1983 | 1982 | 1981 | 1980 | 1979 | 1978 | 1977 | 1976 | 1975 | 1974 | 1973 | 1972 | 1971 | 1970 | 1969 | 1968 | 1967 | 1966 |
|--|------|------|------|------|------|------|------|------|------|------|------|------|------|------|------|------|------|------|------|------|
| 1. Sex | X | X | X | X | X | X | X | X | X | X | X | X | X | X | X | X | X | X | X | X |
| 2. Age | X | X | X | X | X | X | X | X | X | X | X | X | X | X | X | X | X | X | X | X |
| 3. Twin status | X | X | X | X | X | - | - | - | X | - | - | - | - | - | - | - | - | X | X | X |
| 4. Year graduated from high school | X | X | X | X | X | X | X | X | X | X | X | X | X | X | X | X | - | - | - | - |
| 5. Enrollment status | X | X | X | X | X | X | X | X | X | X | X | X | X | X | - | - | - | - | - | - |
| 6. Financial aid for college | X | X | X | X | X | - | - | - | - | - | - | - | - | - | - | - | - | - | - | - |
| 7. Persons dependent upon parents for support | X | X | X | X | X | X | X | - | - | - | - | - | - | - | - | - | - | - | - | - |
| 8. High school grade average | X | X | X | X | X | X | X | X | X | X | X | X | X | X | X | X | X | X | X | X |
| 9. High school class rank | X | X | X | X | X | X | X | - | - | - | - | - | - | X | X | X | X | X | - | - |
| 10. Marital status | X | X | X | X | X | X | X | X | X | X | X | X | X | X | X | X | - | - | - | - |
| 11. Prior enrollment at this college | X | X | X | X | X | X | X | X | X | X | X | X | X | X | - | - | - | - | - | - |
| 12. Transfer status | X | X | X | X | X | X | X | X | X | X | X | X | X | X | - | - | - | - | - | - |
| 13. Degree aspirations | X | X | X | X | X | X | X | X | X | X | X | X | X | X | X | X | X | X | X | X |
| 14. Residence hall during fall term | X | X | X | X | X | X | X | X | X | X | X | X | X | - | - | - | - | - | - | - |
| 15. Rank of college choice | X | X | X | X | X | X | X | X | X | X | X | X | - | - | - | - | - | - | - | - |
| 16. Miles from home to college | X | X | - | X | X | X | X | X | X | X | X | - | X | X | X | X | X | - | - | - |
| 17. Admissions data | X | X | X | X | X | X | X | X | X | X | X | - | X | X | - | - | X | X | X | - |
| 18. Acceptance data | X | X | X | X | X | X | X | X | X | X | X | - | X | X | - | - | X | X | X | - |
| 19. Sources of financial support for college | X | X | X | X | X | X | X | X | X | X | X | X | X | X | X | X | X | X | X | X |
| 20. Basis of aid award | X | X | - | - | - | - | - | - | - | - | - | - | - | - | - | - | - | - | - | - |
| 21. Parental support | X | X | X | X | X | X | X | X | - | - | - | - | - | - | - | - | - | - | - | - |
| 22. Racial background | X | X | X | X | X | X | X | X | X | X | X | X | X | X | X | X | X | X | X | X |
| 23. U. S. Citizen | X | X | X | - | - | - | - | - | - | - | - | - | X | X | - | X | X | - | - | - |
| 24. Activities in past year | X | X | X | X | X | - | X | X | - | - | - | - | - | X | X | X | X | X | X | X |
| 25. Self-rating of abilities | X | - | X | - | - | X | - | - | - | X | - | X | - | - | X | - | - | - | - | X |
| 26. Reasons for attending college | X | X | X | X | X | X | X | X | X | X | - | - | - | - | X | - | - | - | - | - |
| 27. Concern about finances | X | X | X | X | X | X | X | X | X | X | X | X | X | X | X | X | X | X | X | X |
| 28. Political views | X | X | X | X | X | X | X | X | X | X | X | X | X | X | X | X | X | X | X | X |
| 29. Parental/family income | X | X | X | X | X | X | X | X | X | X | X | X | X | X | X | X | X | X | X | X |
| 30. Parental education | X | X | X | X | X | X | X | X | X | X | X | X | X | X | X | X | X | X | X | X |
| 31. Student's career choice & parental occupation | X | X | X | X | X | X | X | X | X | X | X | X | X | X | X | X | X | X | X | X |
| 32. Reasons for attending this college | X | X | X | X | X | X | X | X | X | X | X | X | X | X | X | - | - | X | X | X |
| 33. Disability | X | X | X | X | X | X | X | X | - | - | - | - | - | - | - | - | - | - | - | - |
| 34. Religious preference of student and parents | X | X | X | X | X | X | X | X | X | X | X | X | X | X | X | X | X | X | X | X |
| 35. Born-again Christian | X | - | - | - | X | X | X | X | - | - | - | - | - | - | - | - | - | - | - | - |
| 36. High school subjects | X | X | X | X | - | - | - | - | - | - | - | - | - | - | - | - | - | - | - | - |
| 37. Attitudes on public and academic issues | X | X | X | X | X | X | X | X | X | X | X | X | X | X | X | X | X | X | X | X |
| 38. Undergraduate major | X | X | X | X | X | X | X | X | X | X | X | X | X | X | X | X | X | X | X | X |
| 39. Values and life goals | X | X | X | X | X | X | X | X | X | X | X | X | X | X | X | X | X | X | X | X |
| 40. Chances certain events will occur during college | X | X | X | X | X | X | X | X | X | X | X | X | X | X | X | X | X | X | X | X |

^aThe content of many of the items has varied somewhat over the survey years. For exact content and wording, the earlier Student Information Form should be consulted.

"link" file containing *only* the two independent identification numbers. This last file is maintained under an elaborate system developed to ensure strict confidentiality of individual student data and to protect against misuse of the name-and-address file (Astin & Boruch, 1970).

The 1985 National Norms

Table A-3 shows the number of institutions and students on which the 1985 national norms are based; it also gives an estimate, derived through weighting procedures, of the total student population. (These counts are the product of the 1985 enrollments reported to us by the institutions and the cell weights shown in Table A-1.)

The creation of norms groups based on selectivity was accomplished as follows:

| <i>Selectivity Level</i> | <i>Stratification Cells Assigned to Each Level</i> |
|--------------------------|--|
| low | 1, 4, 7, 10, 11, 15, 16, 19, 20, 21, 24 |
| medium | 2, 5, 8, 12, 17, 22 |
| high | 3, 6, 9, 13, 18, 23 |
| very high | 14 |

New selectivity measures for the population (Astin & Henson, 1977) were used to re-stratify the CIRP population for the 1975 survey. These estimates are based on data provided in several published college guides and on data reported previously by Astin (1971). Most estimates were originally in the form of mean SAT Verbal (V) plus Mathematical (M) scores of entering freshmen. Mean ACT composite scores were converted into comparable mean SAT V+M scores (see Table 3-1 in Astin, 1971). The current dividing lines between selectivity levels are listed below:

| Dividing Line Between | <u>Universities</u> | | | | <u>Four-Year Colleges</u> | | | | | | | |
|-----------------------------|---------------------|-----|---------------|------|---------------------------|-----|---------------------|------|-----------------|------|-------------------|------|
| | <u>Private</u> | | <u>Public</u> | | <u>Public</u> | | <u>Nonsectarian</u> | | <u>Catholic</u> | | <u>Protestant</u> | |
| | SAT V+M | ACT | SAT V+M | ACT | SAT V+M | ACT | SAT V+M | ACT | SAT V+M | ACT | SAT V+M | ACT |
| low-medium | 1050 | 24 | 1000 | 22.5 | 935 | 21 | 950 | 21.5 | 950 | 21.5 | 875 | 19.2 |
| medium-high | 1175 | 27 | 1100 | 25 | 1025 | 23 | 1025 | 23 | 1025 | 23 | 1050 | 24 |
| high-very high | --- | --- | --- | --- | --- | --- | 1175 | 27 | --- | --- | --- | --- |

These new selectivity measures are more recent, more accurate (i.e., most were provided directly by the institutions), and involve less missing data (i.e., fewer with "unknown" selectivity). For details see Astin and Henson (1977).

The items of normative data appear in the same order in the norms report and in the individual reports furnished to each participating institution. The first 51 pages of the national norms present item data separately for men, women, and all students according to the first 17 categories in Table A-3; the next two sets of 17 pages show norms for universities and four-year colleges, respectively, broken out by selectivity levels.

The different types of institutions can be compared on any given item by examining the percentages in the row following the item. For many items the data differ substantially among categories of institutions, as well as *within* any single category.

It is impractical to report statistical indicators of precision for every categorical percentage in every norms group. However, some idea of the reliability of the reported data is important for comparisons across related item categories, and over time (i.e. with data from earlier norm reports). Appendix E presents some guidelines for judging the precision of the normative estimates and their comparisons.

Table A-3

Number of Institutions and Students Used in Computing the Weighted National Norms in Fall 1985

| Norm Group | Number of Institutions in the 1985 Norms | Participants | Number of 1985 Entering Freshmen* | | |
|--|--|--------------|-----------------------------------|-------|---------|
| | | | Number | % Men | % Women |
| ✓ All institutions | 365 | 192,453 | 1,660,277 | 48.20 | 51.80 |
| ✓ All 2-year colleges | 56 | 20,298 | 619,944 | 46.79 | 53.21 |
| ✓ All 4-year colleges | 258 | 88,777 | 643,558 | 47.45 | 52.55 |
| ✓ All universities | 51 | 83,378 | 396,778 | 50.49 | 49.51 |
| Predominantly black colleges | 9 | 2,927 | 63,485 | 43.99 | 56.01 |
| 2-year public colleges | 40 | 17,467 | 547,049 | 47.79 | 52.21 |
| ✓ 2-year private colleges | 16 | 2,381 | 72,895 | 39.29 | 60.71 |
| ✓ 4-year public colleges | 35 | 25,715 | 365,064 | 52.45 | 47.55 |
| ✓ 4-year private colleges | 223 | 63,062 | 278,497 | 47.30 | 52.70 |
| ✓ 4-year private nonsectarian colleges | 103 | 32,827 | 146,006 | 50.41 | 49.59 |
| ✓ 4-year Protestant colleges | 75 | 19,333 | 84,117 | 45.87 | 54.13 |
| ✓ 4-year Catholic colleges | 45 | 10,902 | 48,379 | 40.42 | 59.58 |
| ✓ Public universities | 27 | 61,994 | 314,022 | 50.11 | 49.89 |
| ✓ Private universities | 24 | 21,384 | 82,757 | 51.92 | 48.08 |
| ✓ 4-year public colleges - low selectivityΔ | 16 | 8,256 | 216,157 | 46.47 | 53.53 |
| ✓ 4-year public colleges - medium selectivity | 12 | 10,209 | 105,278 | 46.50 | 53.50 |
| ✓ 4-year public colleges - high selectivity | 7 | 7,250 | 43,630 | 55.46 | 44.54 |
| ✓ 4-year private nonsectarian colleges - low selectivityΔ | 23 | 6,258 | 73,022 | 53.12 | 46.88 |
| ✓ 4-year private nonsectarian colleges - medium selectivity | 21 | 4,838 | 24,776 | 44.67 | 55.33 |
| ✓ 4-year private nonsectarian colleges - high selectivity | 31 | 9,317 | 27,735 | 49.90 | 50.10 |
| ✓ 4-year private nonsectarian colleges - very high selectivity | 28 | 12,414 | 20,474 | 48.40 | 51.60 |
| ✓ 4-year Protestant colleges - low selectivityΔ | 28 | 5,445 | 45,798 | 45.51 | 54.49 |
| ✓ 4-year Protestant colleges - medium selectivity | 22 | 6,262 | 20,610 | 47.12 | 52.88 |
| ✓ 4-year Protestant colleges - high selectivity | 24 | 7,626 | 17,709 | 45.36 | 54.64 |
| ✓ 4-year Catholic colleges - low selectivityΔ | 14 | 2,043 | 16,080 | 36.24 | 63.76 |
| ✓ 4-year Catholic colleges - medium selectivity | 20 | 4,409 | 18,797 | 39.31 | 60.69 |
| ✓ 4-year Catholic colleges - high selectivity | 11 | 4,450 | 13,503 | 46.92 | 53.08 |
| ✓ Public universities - low selectivityΔ | 6 | 14,064 | 119,738 | 48.77 | 51.23 |
| ✓ Public universities - medium selectivity | 12 | 25,179 | 119,719 | 47.84 | 52.16 |
| ✓ Public universities - high selectivity | 9 | 22,751 | 74,556 | 49.00 | 51.00 |
| ✓ Private universities - low selectivityΔ | 10 | 8,896 | 27,164 | 46.93 | 53.07 |
| ✓ Private universities - medium selectivity | 6 | 4,742 | 24,416 | 50.10 | 49.90 |
| ✓ Private universities - high selectivity | 8 | 7,746 | 31,176 | 57.71 | 42.29 |
| Public predominantly black colleges | 1 | 465 | 46,495 | 44.73 | 55.27 |
| Private predominantly black colleges | 8 | 2,464 | 16,990 | 41.96 | 58.04 |
| Region of the institution | | | | | |
| East | 141 | 73,675 | 747,734 | 47.18 | 52.82 |
| Midwest | 103 | 58,015 | 408,648 | 49.04 | 50.96 |
| South | 75 | 38,876 | 333,298 | 48.85 | 51.15 |
| West | 46 | 21,887 | 170,602 | 46.76 | 53.24 |

* First-time, full-time students

Δ Includes those institutions with unknown selectivity

NOTE: The weighted counts may not always sum to identical totals due to rounding errors.

References

- Astin, Alexander W. "An Empirical Characterization of Higher Education Institutions." *Journal of Educational Psychology*, Vol. 53, 1962, 235-244.
- Astin, Alexander W. *Predicting Academic Performance in College*. New York: The Free Press, 1971.
- Astin, Alexander W. *Preventing Students From Dropping Out*. San Francisco: Jossey-Bass, 1975.
- Astin, Alexander W. *Academic Gamesmanship*. New York: Praeger Press, 1976.
- Astin, Alexander W. *Four Critical Years*. San Francisco: Jossey-Bass, 1977.
- Astin, Alexander, W. *Minorities in American Higher Education*. San Francisco: Jossey-Bass, 1982.
- Astin, Alexander W. "National Study of Higher Education Moves to UCLA." *UCLA Educator, Graduate School of Education, University of California, Los Angeles*, No. 1, Winter 1974, 28-31.
- Astin, Alexander W., Astin, Helen S., Bayer, Alan E., and Bisconti, Ann S. *The Power of Protest*. San Francisco: Jossey-Bass, 1974.
- Astin, Alexander W., and Boruch, Robert F. "A 'Link' System for Assuring Confidentiality of Research Data in Longitudinal Studies." *American Educational Research Journal*, Vol. 7, November 1970, 615-624.
- Astin, Alexander W. and Henson, James W. "New Measures of College Selectivity." *Research in Higher Education*, 1977.
- Astin, Alexander W., Panos, Robert J., and Creager, John A. A Program of Longitudinal Research on the High Education. *ACE Research Reports* Vol. 1, No. 1. Washington: American Council on Education, 1966.
- Bisconti, Ann S., and Solmon, Lewis C. *College Education on the Job -- The Graduates' Viewpoint*. Bethlehem PA: College Placement Foundation, 1976.
- Creager, John A, Astin, Alexander W., Boruch, Robert F., and Bayer, Alan E. *National Norms for Entering College Freshmen -- Fall 1968*. *ACE Research Reports*, Vol. 3, No. 1. Washington: American Council on Education, 1968.
- Green, Kenneth C., Astin, Alexander W., and Korn, William S. *The American College Student*. Los Angeles: Higher Education Research Institute, UCLA, 1983, 1986.
- U. S. Department of Education. *Education Directory: Higher Education 1982-83*. Washington: Government Printing Office, 1983.

Appendix B

The 1985 Student Information Form



273944

PLEASE PRINT: YOUR NAME _____
First Middle or Maiden Last

When were you born?

HOME STREET ADDRESS _____

Month Day Year
(01-12) (01-31)

CITY STATE ZIP CODE Area Code Home Phone No.

DIRECTIONS

Your responses will be read by an optical mark reader. Your careful observance of these few simple rules will be most appreciated.


- Use only black lead pencil (No. 2 is ideal).
Make heavy black marks that fill the circle.
Erase cleanly any answer you wish to change.
Make no stray markings of any kind.

EXAMPLE:

Will marks made with ballpoint or felt-tip marker be properly read? Yes. . 0 No. . 1

Dear Student:

The information in this form is being collected as part of a continuing study of higher education conducted jointly by the American Council on Education and the University of California at Los Angeles.



PLEASE USE #2 PENCIL

Sincerely, Alexander W. Astin
Alexander W. Astin, Director
Higher Education Research Institute

MARK IN THIS AREA ONLY IF DIRECTED. Grid for marking answers with digits 0-9 and a GRP. CODE column.

1. Your sex: Male . 0 Female . 1

2. How old will you be on December 31 of this year? (Mark one)
16 or younger . 0 21-24 . 1
17 . 2 25-29 . 3
18 . 4 30-39 . 5
19 . 6 40-54 . 7
20 . 8 55 or older . 9

3. Are you a twin? (Mark one)
No . 0 Yes, identical . 1
Yes, fraternal . 2

4. In what year did you graduate from high school? (Mark one)
1985 . 0 Did not graduate but
1984 . 1 passed G.E.D. test . 2
1983 . 3 Never completed
1982 or earlier . 4 high school . 5

5. Are you enrolled (or enrolling) as a:
(Mark one) Full-time student? . 0
Part-time student? . 1

(Note: Please check that your pencil markings are completely darkening the circles. Do not use pen or make checkmarks or X's. Thank you.)

6. Where did you get the money to pay for college this year? (Write in actual dollar amounts; write "0" if none)

Grants and scholarships \$
All loans \$
Work or savings \$
Parents and/or spouse \$
Other sources \$

7a. How many persons are currently dependent on your parents for support (include yourself and your parents, if applicable)?
1 0 2 1 3 2 4 3 5 4 6 or more 5

7b. How many of these dependents other than yourself are currently attending college?
None 0 1 1 2 2 3 or more 3

8. What was your average grade in high school? (Mark one)
A or A+ 0 B 1 C 2
A- 3 B- 4 D 5
B+ 6 C+ 7

9. Where did you rank academically in your high school graduating class? (Mark one)
Top 20% 0 Fourth 20% 1
Second 20% 2 Lowest 20% 3
Middle 20% 4

10. Are you: (Mark one)
Not presently married . 0
Married, living with spouse . 1
Married, not living with spouse . 2

11. Prior to this term, have you ever taken courses for credit at this institution?
Yes . 0 No . 1

12. Since leaving high school, have you ever taken courses at any other institution? (Mark all that apply in each column)
For Credit Not for Credit
No . 0 . 1
Yes, at a junior or comty. college . 2 . 3
Yes, at a four-year college or university . 4 . 5
Yes, at some other postsecondary school (For ex., technical, vocational, business) . 6 . 7

13. What is the highest academic degree that you intend to obtain?

(Mark one in each column)
None . 0 . 1
Vocational certificate . 2 . 3
Associate (A.A. or equivalent) . 4 . 5
Bachelor's degree (BA, BS, etc.) . 6 . 7
Master's degree (MA, MS, etc.) . 8 . 9
Ph.D. or Ed.D. . 10 . 11
M.D., D.O., D.D.S., or D.V.M. . 12 . 13
LL.B., or J.D. (Law) . 14 . 15
B.D. or M.DIV. (Divinity) . 16 . 17
Other . 18 . 19

14. Where do you plan to live during the fall term? If you had a choice, where would you have preferred to live?

(Mark one in each column) Plan To Live Prefer To Live
With parents or relatives . 0 . 1
Other private home, apt. or rm. . 2 . 3
College dormitory . 4 . 5
Fraternity or sorority house . 6 . 7
Other campus student housing . 8 . 9
Other . 10 . 11

15. Is this college your: (Mark one)
First choice? . 0 Less than third choice? . 1
Second choice? . 2 choice? . 3
Third choice? . 4

16. How many miles is this college from your permanent home? (Mark one)
5 or less 0 11-50 1 101-500 2
6-10 3 51-100 4 More than 500 5

17. To how many colleges other than this one did you apply for admission this year?
No other 1 0 3 1 5 2
2 3 4 4 6 or more 5

Note: If you applied to no other college, skip to item 19 on the next page.

18. How many other acceptances did you receive this year? (Mark one)
None 0 1 1 3 1 5 2
2 3 4 4 6 or more 5

19. How much of your first year's educational expenses (room, board, tuition, and fees) do you expect to cover from each of the sources listed below? (Mark one answer for each possible source)

| | None | \$1-\$499 | \$500-\$999 | \$1,000-\$1,499 | \$1,500-\$1,999 | \$2,000-\$3,000 | Over \$3,000 |
|---|----------------------------------|-----------------------|-----------------------|-----------------------|-----------------------|-----------------------|-----------------------|
| a. My Own or Family Resources | | | | | | | |
| Parents, other relatives or friends | <input checked="" type="radio"/> | <input type="radio"/> | <input type="radio"/> | <input type="radio"/> | <input type="radio"/> | <input type="radio"/> | <input type="radio"/> |
| Spouse | <input checked="" type="radio"/> | <input type="radio"/> | <input type="radio"/> | <input type="radio"/> | <input type="radio"/> | <input type="radio"/> | <input type="radio"/> |
| Savings from summer work | <input checked="" type="radio"/> | <input type="radio"/> | <input type="radio"/> | <input type="radio"/> | <input type="radio"/> | <input type="radio"/> | <input type="radio"/> |
| Other savings | <input checked="" type="radio"/> | <input type="radio"/> | <input type="radio"/> | <input type="radio"/> | <input type="radio"/> | <input type="radio"/> | <input type="radio"/> |
| Full-time job while in college | <input checked="" type="radio"/> | <input type="radio"/> | <input type="radio"/> | <input type="radio"/> | <input type="radio"/> | <input type="radio"/> | <input type="radio"/> |
| Part-time job while in college | <input checked="" type="radio"/> | <input type="radio"/> | <input type="radio"/> | <input type="radio"/> | <input type="radio"/> | <input type="radio"/> | <input type="radio"/> |
| b. Aid Which Need Not Be Repaid | | | | | | | |
| Pell Grant | <input checked="" type="radio"/> | <input type="radio"/> | <input type="radio"/> | <input type="radio"/> | <input type="radio"/> | <input type="radio"/> | <input type="radio"/> |
| Supplemental Educational Opportunity Grant | <input checked="" type="radio"/> | <input type="radio"/> | <input type="radio"/> | <input type="radio"/> | <input type="radio"/> | <input type="radio"/> | <input type="radio"/> |
| State Scholarship or Grant | <input checked="" type="radio"/> | <input type="radio"/> | <input type="radio"/> | <input type="radio"/> | <input type="radio"/> | <input type="radio"/> | <input type="radio"/> |
| College Work-Study Grant | <input checked="" type="radio"/> | <input type="radio"/> | <input type="radio"/> | <input type="radio"/> | <input type="radio"/> | <input type="radio"/> | <input type="radio"/> |
| College Grant/Scholarship (other than above) | <input checked="" type="radio"/> | <input type="radio"/> | <input type="radio"/> | <input type="radio"/> | <input type="radio"/> | <input type="radio"/> | <input type="radio"/> |
| Corporate Tuition Assistance | <input checked="" type="radio"/> | <input type="radio"/> | <input type="radio"/> | <input type="radio"/> | <input type="radio"/> | <input type="radio"/> | <input type="radio"/> |
| Other private grant | <input checked="" type="radio"/> | <input type="radio"/> | <input type="radio"/> | <input type="radio"/> | <input type="radio"/> | <input type="radio"/> | <input type="radio"/> |
| Your GI benefits | <input checked="" type="radio"/> | <input type="radio"/> | <input type="radio"/> | <input type="radio"/> | <input type="radio"/> | <input type="radio"/> | <input type="radio"/> |
| Your parent's GI benefits | <input checked="" type="radio"/> | <input type="radio"/> | <input type="radio"/> | <input type="radio"/> | <input type="radio"/> | <input type="radio"/> | <input type="radio"/> |
| Other government aid (ROTC, BIA, Social Security, etc.) | <input checked="" type="radio"/> | <input type="radio"/> | <input type="radio"/> | <input type="radio"/> | <input type="radio"/> | <input type="radio"/> | <input type="radio"/> |
| c. Aid Which Must Be Repaid | | | | | | | |
| Federal Guaranteed Student Loan | <input checked="" type="radio"/> | <input type="radio"/> | <input type="radio"/> | <input type="radio"/> | <input type="radio"/> | <input type="radio"/> | <input type="radio"/> |
| National Direct Student Loan | <input checked="" type="radio"/> | <input type="radio"/> | <input type="radio"/> | <input type="radio"/> | <input type="radio"/> | <input type="radio"/> | <input type="radio"/> |
| Other College Loan | <input checked="" type="radio"/> | <input type="radio"/> | <input type="radio"/> | <input type="radio"/> | <input type="radio"/> | <input type="radio"/> | <input type="radio"/> |
| Other Loan | <input checked="" type="radio"/> | <input type="radio"/> | <input type="radio"/> | <input type="radio"/> | <input type="radio"/> | <input type="radio"/> | <input type="radio"/> |
| d. Other Than Above | <input checked="" type="radio"/> | <input type="radio"/> | <input type="radio"/> | <input type="radio"/> | <input type="radio"/> | <input type="radio"/> | <input type="radio"/> |

If you are receiving any form of aid indicated in sections b or c, please answer Question No. 20. Otherwise go on to Question 21.

20. Was the aid you are receiving awarded on the basis of: (Mark all that apply)

| | Yes | No |
|---------------------------------|----------------------------------|-----------------------|
| Academic merit | <input checked="" type="radio"/> | <input type="radio"/> |
| Financial need | <input checked="" type="radio"/> | <input type="radio"/> |
| Athletic talent | <input type="radio"/> | <input type="radio"/> |
| Other talent (music, art, etc.) | <input type="radio"/> | <input type="radio"/> |
| Other | <input type="radio"/> | <input type="radio"/> |

21. Were you last year, or will you be this year:

| | 1984 | | 1985 | |
|--|----------------------------------|-----------------------|----------------------------------|-----------------------|
| | Yes | No | Yes | No |
| Living with your parents (for more than five consecutive weeks) | <input checked="" type="radio"/> | <input type="radio"/> | <input checked="" type="radio"/> | <input type="radio"/> |
| Listed as a dependent on your parents' Federal Income Tax Return | <input checked="" type="radio"/> | <input type="radio"/> | <input checked="" type="radio"/> | <input type="radio"/> |
| Receiving assistance worth \$600 or more from your parents | <input checked="" type="radio"/> | <input type="radio"/> | <input checked="" type="radio"/> | <input type="radio"/> |

22. Are you: (Mark all that apply)

- White/Caucasian
- Black/Negro/Afro-American
- American Indian
- Asian-American/Oriental
- Mexican-American/Chicano
- Puerto Rican-American
- Other

23. Are you a U.S. citizen? Yes No

24. For the activities below, indicate which ones you did during the past year. If you engaged in an activity frequently, mark (F). If you engaged in an activity one or more times, but not frequently, mark (O) (occasionally). Mark (N) (not at all) if you have not performed the activity during the past year. (Mark one for each item)

| | Frequently | Occasionally | Not at all |
|--|-----------------------|-----------------------|-----------------------|
| Used a personal computer | <input type="radio"/> | <input type="radio"/> | <input type="radio"/> |
| Played a musical instrument | <input type="radio"/> | <input type="radio"/> | <input type="radio"/> |
| Attended a religious service | <input type="radio"/> | <input type="radio"/> | <input type="radio"/> |
| Participated in a speech or debate contest | <input type="radio"/> | <input type="radio"/> | <input type="radio"/> |
| Elected president of one or more student organizations | <input type="radio"/> | <input type="radio"/> | <input type="radio"/> |
| Was bored in class | <input type="radio"/> | <input type="radio"/> | <input type="radio"/> |
| Had a major part in a play | <input type="radio"/> | <input type="radio"/> | <input type="radio"/> |
| Won a varsity letter for sports | <input type="radio"/> | <input type="radio"/> | <input type="radio"/> |
| Failed to complete a homework assignment on time | <input type="radio"/> | <input type="radio"/> | <input type="radio"/> |
| Won a prize or award in an art competition | <input type="radio"/> | <input type="radio"/> | <input type="radio"/> |
| Edited the school paper, year-book, or literary magazine | <input type="radio"/> | <input type="radio"/> | <input type="radio"/> |
| * Tutored another student | <input type="radio"/> | <input type="radio"/> | <input type="radio"/> |
| Asked a teacher for advice after class | <input type="radio"/> | <input type="radio"/> | <input type="radio"/> |
| Participated in a science contest | <input type="radio"/> | <input type="radio"/> | <input type="radio"/> |
| Did extra (unassigned) work/reading for a course | <input type="radio"/> | <input type="radio"/> | <input type="radio"/> |
| * Was a guest in a teacher's home | <input type="radio"/> | <input type="radio"/> | <input type="radio"/> |
| Studied with other students | <input type="radio"/> | <input type="radio"/> | <input type="radio"/> |
| Overslept and missed a class or appointment | <input type="radio"/> | <input type="radio"/> | <input type="radio"/> |
| * Smoked cigarettes | <input type="radio"/> | <input type="radio"/> | <input type="radio"/> |
| Performed volunteer work | <input type="radio"/> | <input type="radio"/> | <input type="radio"/> |
| * Missed school because of illness | <input type="radio"/> | <input type="radio"/> | <input type="radio"/> |
| * Attended a recital or concert | <input type="radio"/> | <input type="radio"/> | <input type="radio"/> |
| * Drank beer | <input type="radio"/> | <input type="radio"/> | <input type="radio"/> |
| * Stayed up all night | <input type="radio"/> | <input type="radio"/> | <input type="radio"/> |
| * Felt overwhelmed by all I had to do | <input type="radio"/> | <input type="radio"/> | <input type="radio"/> |
| * Felt depressed | <input type="radio"/> | <input type="radio"/> | <input type="radio"/> |

25. Rate yourself on each of the following traits as compared with the average person your age. We want the most accurate estimate of how you see yourself. (Mark one in each row)

| | Highest 10% | Above Average | Average | Below Average | Lowest 10% |
|--------------------------------|-----------------------|-----------------------|-----------------------|-----------------------|-----------------------|
| Academic ability | <input type="radio"/> | <input type="radio"/> | <input type="radio"/> | <input type="radio"/> | <input type="radio"/> |
| Artistic ability | <input type="radio"/> | <input type="radio"/> | <input type="radio"/> | <input type="radio"/> | <input type="radio"/> |
| Drive to achieve | <input type="radio"/> | <input type="radio"/> | <input type="radio"/> | <input type="radio"/> | <input type="radio"/> |
| Emotional health | <input type="radio"/> | <input type="radio"/> | <input type="radio"/> | <input type="radio"/> | <input type="radio"/> |
| Leadership ability | <input type="radio"/> | <input type="radio"/> | <input type="radio"/> | <input type="radio"/> | <input type="radio"/> |
| Mathematical ability | <input type="radio"/> | <input type="radio"/> | <input type="radio"/> | <input type="radio"/> | <input type="radio"/> |
| Physical health | <input type="radio"/> | <input type="radio"/> | <input type="radio"/> | <input type="radio"/> | <input type="radio"/> |
| Popularity | <input type="radio"/> | <input type="radio"/> | <input type="radio"/> | <input type="radio"/> | <input type="radio"/> |
| Self-confidence (intellectual) | <input type="radio"/> | <input type="radio"/> | <input type="radio"/> | <input type="radio"/> | <input type="radio"/> |
| Self-confidence (social) | <input type="radio"/> | <input type="radio"/> | <input type="radio"/> | <input type="radio"/> | <input type="radio"/> |
| Writing ability | <input type="radio"/> | <input type="radio"/> | <input type="radio"/> | <input type="radio"/> | <input type="radio"/> |

26. In deciding to go to college, how important to you was each of the following reasons? (Mark one answer for each possible reason)

| | Very important | Somewhat important | Not important |
|---|-----------------------|-----------------------|-----------------------|
| To be able to get a better job | <input type="radio"/> | <input type="radio"/> | <input type="radio"/> |
| To gain a general education and appreciation of ideas | <input type="radio"/> | <input type="radio"/> | <input type="radio"/> |
| To improve my reading and study skills | <input type="radio"/> | <input type="radio"/> | <input type="radio"/> |
| There was nothing better to do | <input type="radio"/> | <input type="radio"/> | <input type="radio"/> |
| To make me a more cultured person | <input type="radio"/> | <input type="radio"/> | <input type="radio"/> |
| To be able to make more money | <input type="radio"/> | <input type="radio"/> | <input type="radio"/> |
| To learn more about things that interest me | <input type="radio"/> | <input type="radio"/> | <input type="radio"/> |
| To prepare myself for graduate or professional school | <input type="radio"/> | <input type="radio"/> | <input type="radio"/> |
| My parents wanted me to go | <input type="radio"/> | <input type="radio"/> | <input type="radio"/> |
| I could not find a job | <input type="radio"/> | <input type="radio"/> | <input type="radio"/> |
| Wanted to get away from home | <input type="radio"/> | <input type="radio"/> | <input type="radio"/> |

27. Do you have any concern about your ability to finance your college education? (Mark one)

- None (I am confident that I will have sufficient funds)
- Some concern (but I will probably have enough funds)
- Major concern (not sure I will have enough funds to complete college)

28. How would you characterize your political views? (Mark one)

- Far left
- Liberal
- Middle-of-the-road
- Conservative
- Far right

29. What is your best estimate of your parents' total income last year? Consider income from all sources before taxes. (Mark one)

| | |
|---|---|
| <input type="radio"/> Less than \$6,000 | <input type="radio"/> \$35,000-39,999 |
| <input type="radio"/> \$6,000-9,999 | <input type="radio"/> \$40,000-49,999 |
| <input type="radio"/> \$10,000-14,999 | <input type="radio"/> \$50,000-59,999 |
| <input type="radio"/> \$15,000-19,999 | <input type="radio"/> \$60,000-74,999 |
| <input type="radio"/> \$20,000-24,999 | <input type="radio"/> \$75,000-99,999 |
| <input type="radio"/> \$25,000-29,999 | <input type="radio"/> \$100,000-149,999 |
| <input type="radio"/> \$30,000-34,999 | <input type="radio"/> \$150,000 or more |

30. What is the highest level of formal education obtained by your parents? (Mark one in each column)

| | Father | Mother |
|---|-----------------------|-----------------------|
| Grammar school or less | <input type="radio"/> | <input type="radio"/> |
| Some high school | <input type="radio"/> | <input type="radio"/> |
| High school graduate | <input type="radio"/> | <input type="radio"/> |
| Postsecondary school other than college | <input type="radio"/> | <input type="radio"/> |
| Some college | <input type="radio"/> | <input type="radio"/> |
| College degree | <input type="radio"/> | <input type="radio"/> |
| Some graduate school | <input type="radio"/> | <input type="radio"/> |
| Graduate degree | <input type="radio"/> | <input type="radio"/> |

31. Mark only three responses, one in each column.

- Your mother's occupation
 Your father's occupation
 Your probable career occupation
- NOTE: If your father or mother is deceased, please indicate his or her last occupation.
- Accountant or actuary Y F M
 - Actor or entertainer Y F M
 - Architect or urban planner Y F M
 - Artist Y F M
 - Business (clerical) Y F M
 - Business executive (management, administrator) Y F M
 - Business owner or proprietor Y F M
 - Business salesperson or buyer Y F M
 - Clergyman (minister, priest) Y F M
 - Clergy (other religious) Y F M
 - Clinical psychologist Y F M
 - College teacher Y F M
 - Computer programmer or analyst Y F M
 - Conservationist or forester Y F M
 - Dentist (including orthodontist) Y F M
 - Dietician or home economist Y F M
 - Engineer Y F M
 - Farmer or rancher Y F M
 - Foreign service worker (including diplomat) Y F M
 - Homemaker (full-time) Y F M
 - Interior decorator (including designer) Y F M
 - Interpreter (translator) Y F M
 - Lab technician or hygienist Y F M
 - Law enforcement officer Y F M
 - Lawyer (attorney) or judge Y F M
 - Military service (career) Y F M
 - Musician (performer, composer) Y F M
 - Nurse Y F M
 - Optometrist Y F M
 - Pharmacist Y F M
 - Physician Y F M
 - School counselor Y F M
 - School principal or superintendent Y F M
 - Scientific researcher Y F M
 - Social, welfare or recreation worker Y F M
 - Statistician Y F M
 - Therapist (physical, occupational, speech) Y F M
 - Teacher or administrator (elementary) Y F M
 - Teacher or administrator (secondary) Y F M
 - Veterinarian Y F M
 - Writer or journalist Y F M
 - Skilled trades Y F M
 - Other Y
 - Undecided Y
 - Laborer (unskilled) F M
 - Semi-skilled worker F M
 - Other occupation F M
 - Unemployed F M

32. Below are some reasons that might have influenced your decision to attend this particular college. How important was each reason in your decision to come here? (Mark one answer for each possible reason)

- Very important
 Somewhat important
 Not important
- My relatives wanted me to come here. V S N
 - My teacher advised me V S N
 - This college has a very good academic reputation V S N
 - This college has a good reputation for its social activities V S N
 - I was offered financial assistance. V S N
 - This college offers special educational programs V S N
 - This college has low tuition V S N
 - My guidance counselor advised me V S N
 - I wanted to live near home V S N
 - A friend suggested attending V S N
 - A college rep. recruited me V S N
 - The athletic dept. recruited me V S N
 - This college's graduates gain admission to top graduate/professional schools V S N
 - This college's graduates get good jobs. V S N
 - Not offered financial aid by first choice college V S N

33. Do you have a disability? (Mark all that apply)

- None
- Learning disability
- Hearing
- Health-related
- Speech
- Partially sighted or blind
- Orthopedic
- Other

BE SURE TO ANSWER QUESTIONS 34, 35, AND 36.

37. Mark one in each row:

- The Federal government is not doing enough to protect the consumer from faulty goods and services 4 3 2 1
- *The Federal government is not doing enough to promote disarmament 4 3 2 1
- *The Federal government is not doing enough to control environmental pollution 4 3 2 1
- The Federal government should do more to discourage energy consumption 4 3 2 1
- *The Federal government should raise taxes to help reduce the deficit 4 3 2 1
- Federal military spending should be increased 4 3 2 1
- Nuclear disarmament is attainable 4 3 2 1
- *The death penalty should be abolished 4 3 2 1
- *A national health care plan is needed to cover everybody's medical costs 4 3 2 1
- *Abortion should be legalized 4 3 2 1
- *Grading in the high schools has become too easy 4 3 2 1
- *The activities of married women are best confined to the home and family 4 3 2 1
- A couple should live together for some time before deciding to get married 4 3 2 1
- *Women should receive the same salary and opportunities for advancement as men in comparable positions 4 3 2 1
- *Wealthy people should pay a larger share of taxes than they do now 4 3 2 1
- *Marijuana should be legalized 4 3 2 1
- *Busing is O.K. if it helps to achieve racial balance in the schools 4 3 2 1
- It is important to have laws prohibiting homosexual relationships 4 3 2 1
- *College officials have the right to regulate student behavior off-campus 4 3 2 1
- Faculty promotions should be based in part on student evaluations 4 3 2 1
- *College officials have the right to ban persons with extreme views from speaking on campus. 4 3 2 1
- *Realistically, an individual person can do little to bring about changes in our society. 4 3 2 1
- *The chief benefit of a college education is that it increases one's earning power. 4 3 2 1

34. Current religious preference: (Mark one in each column)

- | | | | |
|--------------------------------------|----------------------------------|-----------------------|-----------------------|
| | Yours | Father's | Mother's |
| Baptist | <input checked="" type="radio"/> | <input type="radio"/> | <input type="radio"/> |
| Buddhist | <input type="radio"/> | <input type="radio"/> | <input type="radio"/> |
| Congregational (U.C.C.) | <input type="radio"/> | <input type="radio"/> | <input type="radio"/> |
| Eastern Orthodox | <input type="radio"/> | <input type="radio"/> | <input type="radio"/> |
| Episcopal | <input type="radio"/> | <input type="radio"/> | <input type="radio"/> |
| Islamic | <input type="radio"/> | <input type="radio"/> | <input type="radio"/> |
| Jewish | <input type="radio"/> | <input type="radio"/> | <input type="radio"/> |
| Latter Day Saints (Mormon). | <input type="radio"/> | <input type="radio"/> | <input type="radio"/> |
| Lutheran | <input type="radio"/> | <input type="radio"/> | <input type="radio"/> |
| Methodist | <input type="radio"/> | <input type="radio"/> | <input type="radio"/> |
| Presbyterian | <input type="radio"/> | <input type="radio"/> | <input type="radio"/> |
| Quaker (Society of Friends). | <input type="radio"/> | <input type="radio"/> | <input type="radio"/> |
| Roman Catholic | <input type="radio"/> | <input type="radio"/> | <input type="radio"/> |
| Seventh Day Adventist | <input type="radio"/> | <input type="radio"/> | <input type="radio"/> |
| Other Protestant | <input type="radio"/> | <input type="radio"/> | <input type="radio"/> |
| Other Religion | <input type="radio"/> | <input type="radio"/> | <input type="radio"/> |
| None | <input type="radio"/> | <input type="radio"/> | <input type="radio"/> |

35. Are you a born-again Christian? Yes. No.

36. During high school (grades 9-12) how many years did you study each of the following subjects? (Mark one for each item)

- | | | | | | | | |
|------------------------------|-----------------------|-----------------------|-----------------------|-----------------------|-----------------------|-----------------------|-----------------------|
| | None | 1/2 | 1 | 2 | 3 | 4 | 5 or more |
| English | <input type="radio"/> | <input type="radio"/> | <input type="radio"/> | <input type="radio"/> | <input type="radio"/> | <input type="radio"/> | <input type="radio"/> |
| Mathematics | <input type="radio"/> | <input type="radio"/> | <input type="radio"/> | <input type="radio"/> | <input type="radio"/> | <input type="radio"/> | <input type="radio"/> |
| Foreign Language | <input type="radio"/> | <input type="radio"/> | <input type="radio"/> | <input type="radio"/> | <input type="radio"/> | <input type="radio"/> | <input type="radio"/> |
| Physical Science | <input type="radio"/> | <input type="radio"/> | <input type="radio"/> | <input type="radio"/> | <input type="radio"/> | <input type="radio"/> | <input type="radio"/> |
| Biological Science | <input type="radio"/> | <input type="radio"/> | <input type="radio"/> | <input type="radio"/> | <input type="radio"/> | <input type="radio"/> | <input type="radio"/> |
| History/Am. Govt. | <input type="radio"/> | <input type="radio"/> | <input type="radio"/> | <input type="radio"/> | <input type="radio"/> | <input type="radio"/> | <input type="radio"/> |
| Computer Science | <input type="radio"/> | <input type="radio"/> | <input type="radio"/> | <input type="radio"/> | <input type="radio"/> | <input type="radio"/> | <input type="radio"/> |
| Art and/or Music | <input type="radio"/> | <input type="radio"/> | <input type="radio"/> | <input type="radio"/> | <input type="radio"/> | <input type="radio"/> | <input type="radio"/> |

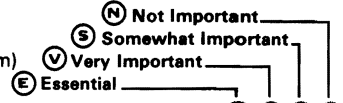
1 Disagree Strongly
 2 Disagree Somewhat
 3 Agree Somewhat
 4 Agree Strongly

38. Below is a list of different undergraduate major fields grouped into general categories. Mark only one circle to indicate your probable field of study.

- | | |
|--|---|
| ARTS AND HUMANITIES | PHYSICAL SCIENCE |
| Art, fine and applied . . . <input type="radio"/> | Astronomy <input type="radio"/> |
| English (language and literature) <input type="radio"/> | Atmospheric Science (incl. Meteorology) <input type="radio"/> |
| History <input type="radio"/> | Chemistry <input type="radio"/> |
| Journalism <input type="radio"/> | Earth Science <input type="radio"/> |
| Language and Literature (except English) <input type="radio"/> | Marine Science (incl. Oceanography) <input type="radio"/> |
| Music <input type="radio"/> | Mathematics <input type="radio"/> |
| Philosophy <input type="radio"/> | Physics <input type="radio"/> |
| Speech <input type="radio"/> | Statistics <input type="radio"/> |
| Theater or Drama <input type="radio"/> | Other Physical Science <input type="radio"/> |
| Theology or Religion <input type="radio"/> | PROFESSIONAL |
| Other Arts and Humanities <input type="radio"/> | Architecture or Urban Planning <input type="radio"/> |
| BIOLOGICAL SCIENCE | Home Economics <input type="radio"/> |
| Biology (general) <input type="radio"/> | Health Technology (medical, dental, laboratory) <input type="radio"/> |
| Biochemistry or Biophysics <input type="radio"/> | Library or Archival Science <input type="radio"/> |
| Botany <input type="radio"/> | Nursing <input type="radio"/> |
| Marine (Life) Science <input type="radio"/> | Pharmacy <input type="radio"/> |
| Microbiology or Bacteriology <input type="radio"/> | Pre dental, Pre medicine, Pre veterinary <input type="radio"/> |
| Zoology <input type="radio"/> | Therapy (occupational, physical, speech) <input type="radio"/> |
| Other Biological Science <input type="radio"/> | Other Professional <input type="radio"/> |
| BUSINESS | SOCIAL SCIENCE |
| Accounting <input type="radio"/> | Anthropology <input type="radio"/> |
| Business Admin. (general) <input type="radio"/> | Economics <input type="radio"/> |
| Finance <input type="radio"/> | Ethnic Studies <input type="radio"/> |
| Marketing <input type="radio"/> | Geography <input type="radio"/> |
| Management <input type="radio"/> | Political Science (gov't., international relations) <input type="radio"/> |
| Secretarial Studies <input type="radio"/> | Psychology <input type="radio"/> |
| Other Business <input type="radio"/> | Social Work <input type="radio"/> |
| EDUCATION | Sociology <input type="radio"/> |
| Business Education <input type="radio"/> | Women's Studies <input type="radio"/> |
| Elementary Education <input type="radio"/> | Other Social Science <input type="radio"/> |
| Music or Art Education <input type="radio"/> | TECHNICAL |
| Physical Education or Recreation <input type="radio"/> | Building Trades <input type="radio"/> |
| Secondary Education <input type="radio"/> | Data Processing or Computer Programming <input type="radio"/> |
| Special Education <input type="radio"/> | Drafting or Design <input type="radio"/> |
| Other Education <input type="radio"/> | Electronics <input type="radio"/> |
| ENGINEERING | Mechanics <input type="radio"/> |
| Aeronautical or Astronautical Eng. <input type="radio"/> | Other Technical <input type="radio"/> |
| Civil Engineering <input type="radio"/> | OTHER FIELDS |
| Chemical Engineering <input type="radio"/> | Agriculture <input type="radio"/> |
| Electrical or Electronic Engineering <input type="radio"/> | Communications (radio, TV, etc.) <input type="radio"/> |
| Industrial Engineering <input type="radio"/> | Computer Science <input type="radio"/> |
| Mechanical Engineering <input type="radio"/> | Forestry <input type="radio"/> |
| Other Engineering <input type="radio"/> | Law Enforcement <input type="radio"/> |
| | Military Science <input type="radio"/> |
| | Other Field <input type="radio"/> |
| | Undecided <input type="radio"/> |

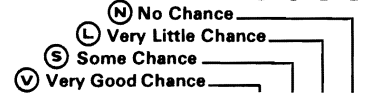
Prepared by the Higher Education Research Institute, University of California, Los Angeles, California 90024.

39. Indicate the importance to you personally of each of the following: (Mark one for each item)



- | | |
|--|---|
| Becoming accomplished in one of the performing arts (acting, dancing, etc.) | <input type="radio"/> E <input type="radio"/> V <input type="radio"/> S <input type="radio"/> N |
| Becoming an authority in my field | <input type="radio"/> E <input type="radio"/> V <input type="radio"/> S <input type="radio"/> N |
| Obtaining recognition from my colleagues for contributions to my special field | <input type="radio"/> E <input type="radio"/> V <input type="radio"/> S <input type="radio"/> N |
| Influencing the political structure | <input type="radio"/> E <input type="radio"/> V <input type="radio"/> S <input type="radio"/> N |
| Influencing social values | <input type="radio"/> E <input type="radio"/> V <input type="radio"/> S <input type="radio"/> N |
| Raising a family | <input type="radio"/> E <input type="radio"/> V <input type="radio"/> S <input type="radio"/> N |
| Having administrative responsibility for the work of others | <input type="radio"/> E <input type="radio"/> V <input type="radio"/> S <input type="radio"/> N |
| Being very well off financially | <input type="radio"/> E <input type="radio"/> V <input type="radio"/> S <input type="radio"/> N |
| Helping others who are in difficulty | <input type="radio"/> E <input type="radio"/> V <input type="radio"/> S <input type="radio"/> N |
| Making a theoretical contribution to science | <input type="radio"/> E <input type="radio"/> V <input type="radio"/> S <input type="radio"/> N |
| Writing original works (poems, novels, short stories, etc.) | <input type="radio"/> E <input type="radio"/> V <input type="radio"/> S <input type="radio"/> N |
| Creating artistic work (painting, sculpture, decorating, etc.) | <input type="radio"/> E <input type="radio"/> V <input type="radio"/> S <input type="radio"/> N |
| Being successful in a business of my own | <input type="radio"/> E <input type="radio"/> V <input type="radio"/> S <input type="radio"/> N |
| Becoming involved in programs to clean up the environment | <input type="radio"/> E <input type="radio"/> V <input type="radio"/> S <input type="radio"/> N |
| Developing a meaningful philosophy of life | <input type="radio"/> E <input type="radio"/> V <input type="radio"/> S <input type="radio"/> N |
| Participating in a community action program | <input type="radio"/> E <input type="radio"/> V <input type="radio"/> S <input type="radio"/> N |
| Helping to promote racial understanding | <input type="radio"/> E <input type="radio"/> V <input type="radio"/> S <input type="radio"/> N |
| Becoming an expert on finance and commerce | <input type="radio"/> E <input type="radio"/> V <input type="radio"/> S <input type="radio"/> N |

40. What is your best guess as to the chances that you will: (Mark one for each item)



- | | |
|---|---|
| <input checked="" type="radio"/> Change major field? | <input type="radio"/> V <input type="radio"/> S <input type="radio"/> L <input type="radio"/> N |
| <input checked="" type="radio"/> Change career choice? | <input type="radio"/> V <input type="radio"/> S <input type="radio"/> L <input type="radio"/> N |
| Fail one or more courses? | <input type="radio"/> V <input type="radio"/> S <input type="radio"/> L <input type="radio"/> N |
| <input checked="" type="radio"/> Graduate with honors? | <input type="radio"/> V <input type="radio"/> S <input type="radio"/> L <input type="radio"/> N |
| <input checked="" type="radio"/> Be elected to a student office? | <input type="radio"/> V <input type="radio"/> S <input type="radio"/> L <input type="radio"/> N |
| <input checked="" type="radio"/> Get a job to help pay for college expenses? | <input type="radio"/> V <input type="radio"/> S <input type="radio"/> L <input type="radio"/> N |
| <input checked="" type="radio"/> Work full time while attending college? | <input type="radio"/> V <input type="radio"/> S <input type="radio"/> L <input type="radio"/> N |
| <input checked="" type="radio"/> Join a social fraternity, sorority, or club? | <input type="radio"/> V <input type="radio"/> S <input type="radio"/> L <input type="radio"/> N |
| Live in a coeducational dorm? | <input type="radio"/> V <input type="radio"/> S <input type="radio"/> L <input type="radio"/> N |
| <input checked="" type="radio"/> Play varsity/intercollegiate athletics? | <input type="radio"/> V <input type="radio"/> S <input type="radio"/> L <input type="radio"/> N |
| Be elected to an academic honor society? | <input type="radio"/> V <input type="radio"/> S <input type="radio"/> L <input type="radio"/> N |
| <input checked="" type="radio"/> Make at least a "B" average? | <input type="radio"/> V <input type="radio"/> S <input type="radio"/> L <input type="radio"/> N |
| Need extra time to complete your degree requirements? | <input type="radio"/> V <input type="radio"/> S <input type="radio"/> L <input type="radio"/> N |
| Get tutoring help in specific courses? | <input type="radio"/> V <input type="radio"/> S <input type="radio"/> L <input type="radio"/> N |
| <input checked="" type="radio"/> Have to work at an outside job during college? | <input type="radio"/> V <input type="radio"/> S <input type="radio"/> L <input type="radio"/> N |
| Seek vocational counseling? | <input type="radio"/> V <input type="radio"/> S <input type="radio"/> L <input type="radio"/> N |
| Seek individual counseling on personal problems? | <input type="radio"/> V <input type="radio"/> S <input type="radio"/> L <input type="radio"/> N |
| <input checked="" type="radio"/> Get a bachelor's degree (B.A., B.S., etc.)? | <input type="radio"/> V <input type="radio"/> S <input type="radio"/> L <input type="radio"/> N |
| <input checked="" type="radio"/> Participate in student protests or demonstrations? | <input type="radio"/> V <input type="radio"/> S <input type="radio"/> L <input type="radio"/> N |
| <input checked="" type="radio"/> Drop out of this college temporarily (exclude transferring)? | <input type="radio"/> V <input type="radio"/> S <input type="radio"/> L <input type="radio"/> N |
| <input checked="" type="radio"/> Drop out permanently (exclude transferring)? | <input type="radio"/> V <input type="radio"/> S <input type="radio"/> L <input type="radio"/> N |
| <input checked="" type="radio"/> Transfer to another college before graduating? | <input type="radio"/> V <input type="radio"/> S <input type="radio"/> L <input type="radio"/> N |
| <input checked="" type="radio"/> Be satisfied with your college? | <input type="radio"/> V <input type="radio"/> S <input type="radio"/> L <input type="radio"/> N |
| Find a job after college in the field for which you were trained? | <input type="radio"/> V <input type="radio"/> S <input type="radio"/> L <input type="radio"/> N |
| <input checked="" type="radio"/> Get married while in college? (skip if married) | <input type="radio"/> V <input type="radio"/> S <input type="radio"/> L <input type="radio"/> N |
| <input checked="" type="radio"/> Get married within a year after college? (skip if married) | <input type="radio"/> V <input type="radio"/> S <input type="radio"/> L <input type="radio"/> N |

The Higher Education Research Institute at UCLA actively encourages the colleges that participate in this survey to conduct local studies of their students. If these studies involve collecting follow-up data, it is necessary for the institution to know the students' ID numbers so that follow-up data can be linked with the data from this survey. If your college asks for a tape copy of the data and signs an agreement to use it only for research purposes, do we have your permission to include your ID number in such a tape? Yes. No.

- | | | |
|---|---|---|
| 41. <input type="radio"/> A <input type="radio"/> B <input type="radio"/> C <input type="radio"/> D <input type="radio"/> E | The remaining circles are provided for items specifically designed by your college, rather than by the Higher Education Research Institute. If your college has chosen to use the circles, observe carefully the supplemental directions given you. | 46. <input type="radio"/> A <input type="radio"/> B <input type="radio"/> C <input type="radio"/> D <input type="radio"/> E |
| 42. <input type="radio"/> A <input type="radio"/> B <input type="radio"/> C <input type="radio"/> D <input type="radio"/> E | | 47. <input type="radio"/> A <input type="radio"/> B <input type="radio"/> C <input type="radio"/> D <input type="radio"/> E |
| 43. <input type="radio"/> A <input type="radio"/> B <input type="radio"/> C <input type="radio"/> D <input type="radio"/> E | | 48. <input type="radio"/> A <input type="radio"/> B <input type="radio"/> C <input type="radio"/> D <input type="radio"/> E |
| 44. <input type="radio"/> A <input type="radio"/> B <input type="radio"/> C <input type="radio"/> D <input type="radio"/> E | | 49. <input type="radio"/> A <input type="radio"/> B <input type="radio"/> C <input type="radio"/> D <input type="radio"/> E |
| 45. <input type="radio"/> A <input type="radio"/> B <input type="radio"/> C <input type="radio"/> D <input type="radio"/> E | | 50. <input type="radio"/> A <input type="radio"/> B <input type="radio"/> C <input type="radio"/> D <input type="radio"/> E |

THANK YOU!

Appendix C

Coding Scheme for Collapsed Items

1. Father's Occupation
2. Mother's Occupation

Father's Occupation

| Collapsed Category | Item Response Alternatives |
|----------------------------|---|
| Artist | Actor or entertainer; Artist; Interior decorator (or designer); Musician (composer; performer); Writer or journalist. |
| Business | Accountant or actuary; Business executive; Business owner or proprietor; Salesman or buyer. |
| Clergy or Religious Worker | Clergyman (minister; priest); Clergy (other religious). |
| College Teacher | College teacher |
| Doctor | Dentist (including orthodontist); Physician. |
| Educator (secondary) | School counselor; School principal or superintendent; Teacher or administrator (secondary). |
| Elementary Teacher | Teacher or administrator (elementary). |
| Engineer | Engineer. |
| Farmer/Forester | Conservationist or forester; Farmer or rancher. |
| Health Professional | Dietitian or home economist; Lab technician or hygienist; Optometrist; Pharmacist; Therapist (physical, occupational, or speech); Veterinarian. |
| Lawyer | Lawyer (attorney) or judge. |
| Military Career | Military service (career). |
| Research Scientist | Scientific researcher. |
| Skilled Worker | Skilled trades. |
| Semiskilled Worker | Semiskilled worker. |
| Laborer | Laborer (unskilled). |
| Unemployed | Unemployed. |
| Other | Architect or urban planner; Business (clerical); Clinical psychologist; Computer programmer or analyst; Foreign service worker (including diplomat); Homemaker (full-time); Interpreter (translator); Law enforcement officer; Nurse; Social, welfare, or recreation worker; Statistician; Other occupation not listed above. |

Mother's Occupation

| Collapsed Category | Item Response Alternatives |
|---------------------------------------|---|
| Artist | Actor or entertainer; Artist; Interior decorator (or designer); Musician (composer; performer); Writer or journalist. |
| Business | Accountant or actuary; Business executive; Business owner or or proprietor; Salesman or buyer. |
| Clergy or Religious Worker | Clergyman (minister; priest); Clergy (other religious). |
| College Teacher | College teacher |
| Doctor | Dentist (including orthodontist); Physician. |
| Educator (secondary) | School counselor; School principal or superintendent; Teacher or administrator (secondary). |
| Elementary Teacher | Teacher or administrator (elementary). |
| Engineer | Engineer. |
| Farmer/Forester | Conservationist or forester; Farmer or rancher. |
| Health Professional | Dietitian or home economist; Lab technician or hygienist; Optometrist; Pharmacist; Therapist (physical, occupational, or speech); Veterinarian. |
| Homemaker (full-time) | Homemaker (full-time). |
| Lawyer | Lawyer (attorney) or judge. |
| Nurse | Nurse. |
| Military Career | Military service (career). |
| Research Scientist | Scientific researcher. |
| Social, Welfare, or Recreation Worker | Social, welfare, or recreation worker. |
| Skilled Worker | Skilled trades. |
| Semiskilled Worker | Semiskilled worker. |
| Laborer | Laborer (unskilled). |
| Unemployed | Unemployed. |
| Other | Architect or urban planner; Clinical psychologist; Computer programmer or analyst; Foreign service worker (including diplomat); Interpreter (translator); Law enforcement officer; Statistician; Other occupation not listed above. |

Appendix D

Institutions Participating in the ACE/UCLA Freshman Survey

APPENDIX D

INSTITUTIONS PARTICIPATING IN THE ACE/UCLA COOPERATIVE INSTITUTIONAL RESEARCH PROGRAM^a

| Institution | Stratification Cell | No. of Years | 85 | 84 | 83 | 82 | 81 | 80 | 79 | 78 | 77 | 76 | 75 | 74 | 73 | 72 | 71 | 70 | 69 | 68 | 67 | 66 |
|----------------------------|---------------------|--------------|----|----|----|----|----|----|----|----|----|----|----|----|----|----|----|----|----|----|----|----|
| | | | -- | -- | -- | -- | -- | -- | -- | -- | -- | -- | -- | -- | -- | -- | -- | -- | -- | -- | -- | -- |
| ABILENE CHRISTIAN COLLEGE | 11 | 11 | X* | | | | X | X | X* | X* | X* | | | | X* | | | X* | X* | X* | | |
| ACADEMY OF AERONAUTICS | 32 | 10 | | | | | | | | | X | X* | X | X | X | X | X | X* | X* | | X* | X* |
| ADELPHI UNIVERSITY | 4 | 17 | | X | X | | X | X | X | X | X | X | X | X | X | X | X* | X* | X | X* | X | X |
| ADRIAN COLLEGE | 21 | 20 | X* | X* | X* | X* | X* | X | X* | X* | X* | X* | X* | X* | X* | X* | X | X* | X* | X* | X* | X* |
| AGNES SCOTT COLLEGE | 23 | 5 | X* | X* | | | | | | X* | X* | X* | | | | | | | | | | |
| ALABAMA A & M COLLEGE | 34 | 14 | | | | | | X | X | X | X* | X* | X* | | X* | X* | X | X* | X | X* | X* | X* |
| ALABAMA LUTHERAN ACADEMY | 30 | 2 | | | | | | | | X* | | | | | X* | | | | | | | |
| ALABAMA STATE UNIVERSITY | 34 | 14 | | X | X | X | X* | X* | X* | X | | | X | X* | X* | X* | X* | X* | | | | |
| ALASKA PACIFIC UNIVERSITY | 11 | 2 | | | | | X | X | | | | | | | | | | | | | | |
| ALBANY BUSINESS COLLEGE | 31 | 2 | | | | | | | | | X* | X* | | | | | | | | | | |
| ALBERTUS MAGNUS COLLEGE | 17 | 11 | X* | X* | X* | X* | X* | X* | X* | X* | X* | X* | X* | | | | | | | | | |
| ALBION COLLEGE | 23 | 8 | X* | X | X* | X | X | X | X | X | | | | | | | | | | | | |
| ALBRIGHT COLLEGE | 23 | 1 | | | | | X | | | | | | | | | | | | | | | |
| ALCORN A&M COLLEGE | 34 | 1 | | | | | | | | | | | | | X | | | | | | | |
| ALDERSON-BROADDUS COL | 21 | 3 | | | | | | | | X | X | X* | | | | | | | | | | |
| ALEXANDER CITY ST JR COL | 27 | 2 | | | | | | | | | X* | | | | X* | | | | | | | |
| ALFRED UNIVERSITY | 13 | 9 | | | | | | | | X | X* | | | | | X | X | X* | X* | X* | X* | X* |
| ALICE LLOYD COLLEGE | 31 | 10 | | | | | | X* | X* | X* | X* | X* | X* | X* | X* | X* | X* | X* | X* | X* | X* | X* |
| ALLEGHENY COLLEGE | 13 | 20 | X* | X* | X* | X* | X* | X* | X* | X* | X* | X* | X* | X* | X* | X* | X* | X* | X* | X* | X* | X* |
| ALLENTOWN COLLEGE | 17 | 13 | X* | X* | X* | X* | X* | X* | X* | X | X* | X* | X* | X* | X* | X* | X* | X* | X* | X* | X* | X* |
| ALLIANCE COLLEGE | 11 | 2 | | | | | | | | X* | X* | | | | | | | | | | | |
| ALMA COLLEGE | 23 | 10 | X* | X* | X* | X* | X* | X* | X* | X* | X* | X* | | | | | | | | | | |
| ALVIN JUNIOR COLLEGE | 27 | 1 | | | | | | | | | | | X | | | | | | | | | |
| AMERICAN UNIVERSITY | 4 | 20 | X* | X* | X* | X* | X* | X* | X* | X* | X* | X | X* | X | X | X | X | X | X* | X* | X* | X* |
| AMHERST COLLEGE | 14 | 20 | X* | X | X* | X* | X* | X* | X* | X* | X* | X* | X* | X* | X* | X* | X* | X* | X* | X* | X* | X* |
| ANDERSON COLLEGE | 32 | 10 | X* | | X* | | X* | | X* | | X* | | | | X* | X* | X* | X* | | | | |
| ANDERSON COLLEGE | 21 | 1 | | | | | | | | | | | | X* | | | | | | | | |
| ANDREWS UNIVERSITY | 21 | 13 | | | X | X | X* | X* | X* | X* | X* | X | X | X* | X* | X | X | | | | | |
| ANTIOCH COLLEGE | 13 | 4 | X* | X* | X* | | | | | | | | | | X | | | | | | | |
| ANTIOCH COLLEGE-WASH-BALT | 13 | 2 | | | | | | | | | | | | | X | X | | | | | | |
| APPALACHIAN STATE UNIV | 7 | 8 | | | | | | | X* | X* | X* | | X* | X* | X* | X* | X* | | | | | |
| AQUINAS COLLEGE | 17 | 20 | X* | X* | X* | X* | X* | X* | X* | X* | X* | X* | X* | X* | X* | X* | X* | X* | X* | X* | X* | X* |
| AQUINAS COLLEGE | 30 | 7 | | | | | | | | X* | X | X | X* | X* | X* | X* | | | | | | |
| ARIZONA STATE UNIVERSITY | 1 | 3 | | | | | | | | | | | | | | | | | X | X* | X* | |
| ARKANSAS COLLEGE | 21 | 10 | X* | X* | X* | X* | X* | X* | X | X | X* | | X* | | | | | | | | | |
| ART INSTITUTE OF CHICAGO | 12 | 4 | X | X | X | X* | | | | | | | | | | | | | | | | |
| ASSUMPTION COLLEGE | 18 | 1 | | | | | | | | | | | | X* | | | | | | | | |
| ATHENS COLLEGE | 20 | 6 | | | | | | | | | | | | | | | X* | X | X* | X* | X | X |
| ATLANTIC CHRISTIAN COLLEGE | 20 | 1 | | | | X* | | | | | | | | | | | | | | | | |
| ATLANTIC COMMUNITY COL | 28 | 2 | | | | | | | | | | | | | X* | X | | | | | | |
| ATLANTIC UNION COLLEGE | 20 | 1 | X | | | | | | | | | | | | | | | | | | | |
| AUGSBURG COLLEGE | 23 | 20 | X* | X* | X* | X* | X* | X | X | X* | X* | X* | X | X | X | X | X | X* | X* | X* | X* | X* |
| AUGUSTANA COLLEGE | 22 | 17 | X* | X* | X* | X* | X* | X* | X* | X* | X* | X* | X* | X* | X* | X* | X* | X* | X* | X* | X* | X* |
| AUGUSTANA COLLEGE | 23 | 16 | X* | X* | X* | X* | X* | X* | X* | X* | X* | X* | X* | X* | X* | X* | X | X* | | | | |
| AUSTIN COLLEGE | 23 | 20 | X* | X* | X* | X* | X* | X* | X* | X* | X* | X* | X* | X* | X* | X* | X* | X* | X* | X* | X* | X* |
| AUSTIN PEAY ST UNIVERSITY | 7 | 16 | X* | X | X* | X | X* | X* | X | X* | X* | X* | X* | X* | X | X | X* | X* | | | | |
| AVERETT COLLEGE | 21 | 15 | | | | | X* | X* | X | X | X* | X* | X* | X* | X | | X | X* | X | X* | X* | X* |
| AZUSA PACIFIC COLLEGE | 11 | 10 | | X | X | X | X | X | X | X* | X* | X | | X | | | | | | | | |

119

^aParticipation in the ACE/UCLA Cooperative Institutional Research Program for a given year is indicated by an "X". Institutions providing data judged to be representative of their first-time, full-time freshman class and included in the norms are indicated by an asterisk. Participation for 1985 is shown for those institutions which had submitted data in time to be included in this publication.

| Institution | Strati- fication Cell | No. of Years | Stratification Cell | | | | | | | | | | | | | | | | | | | |
|-----------------------------|-----------------------------|--------------------|---------------------|----|----|----|----|----|----|----|----|----|----|----|----|----|----|----|----|----|----|----|
| | | | 85 | 84 | 83 | 82 | 81 | 80 | 79 | 78 | 77 | 76 | 75 | 74 | 73 | 72 | 71 | 70 | 69 | 68 | 67 | 66 |
| BABSON COLLEGE | 13 | 3 | X* | | | | | | | | | X | X | | | | | | | | | |
| BACONE COLLEGE | 31 | 1 | | | | | | | X* | | | | | | | | | | | | | |
| BAKER UNIVERSITY | 21 | 7 | | X* | | X* | X | X* | X* | X* | | | | X* | | | | | | | | |
| BALL STATE UNIVERSITY | 1 | 2 | | | | | | | | | | | | | | | X | X | | | | |
| BAPTIST BIBLE SEMINARY | 24 | 8 | | | | | | | | | | | | X* | X* | X* | X* | X* | X* | X* | X* | |
| BAPTIST COL OF CHARLESTON | 21 | 3 | | | | | | | | | | | | X | | | | | | | | |
| BARAT COLLEGE | 18 | 6 | | | | X | | X* | X | X | X* | | | | | | | | | | | |
| BARD COLLEGE | 13 | 15 | X* | X* | X* | X* | X | X | X | X* | X* | X | X | X* | X | X* | X | X* | X* | X* | | |
| BARNARD COLLEGE | 14 | 9 | X | X* | X* | X* | X* | X | X | X* | X* | | | | | | | | | | | |
| BARRINGTON COLLEGE | 12 | 3 | | | | | | | | | X* | | | | | X* | | | | | | |
| BARRY COLLEGE | 16 | 1 | | | | | | | | | | | | | | X* | | | | | | |
| BARTON COUNTY COMMUNITY COL | 27 | 2 | | | X* | X* | | | | | | | | | | | | | | | | |
| BATES COLLEGE | 14 | 20 | X* | X* | X* | X* | X* | X* | X* | X* | X* | X* | X* | X* | X | X* | X* | X* | X* | X* | X* | X* |
| BAY PATH JUNIOR COLLEGE | 32 | 11 | | X* | X* | | | | | | | | | | | | | | | | | |
| BAYLOR UNIVERSITY | 4 | 20 | X* | X* | X* | X* | X | X | X | X* | X* | X* | X* | X* | X* | X* | X | X* | X* | X* | X* | X* |
| BEAVER COLLEGE | 22 | 8 | | | | | | | | | X* | X* | X* | X* | | | | | | | | |
| BEE COUNTY JUNIOR COLLEGE | 28 | 6 | | | | | | | | | | | | | | X* | X* | X* | X | X | X* | |
| BELHAVEN COLLEGE | 22 | 1 | | | | | | | | | X | | | | | | | | | | | |
| BELLARMINE COLLEGE | 17 | 4 | X | | | | | | | | | | X | X | X | | | | | | | |
| BELLARMINE-URSULINE COL | 16 | 8 | | | | | | | | | | | | | X | X | X | X | X* | X* | X* | X* |
| BELLEVUE COLLEGE | 11 | 1 | | | | | | | | X | | | | | | | | | | | | |
| BELMONT ABBEY COLLEGE | 16 | 1 | | | | | | | | | | | | | X* | | | | | | | |
| BELOIT COLLEGE | 13 | 18 | X* | X* | X* | X* | X* | X* | X* | X* | X* | X* | | | X* | X* | X* | X* | X | X* | X* | X* |
| BENEDICT COLLEGE | 35 | 9 | X* | X* | X* | X* | X | X* | X | X* | X* | X* | | | | | | | | | | |
| BENNETT COLLEGE | 35 | 4 | | | | | X | X* | X* | X | | | | | | | | | | | | |
| BENNETT COLLEGE | 31 | 3 | | | | | | | | | | | | | | | | | | | | |
| BENNINGTON COLLEGE | 14 | 11 | | X | | | | | | | | | | | X* | X* | X* | X* | X | X* | X* | X* |
| BENTLEY COLLEGE | 12 | 2 | | | | | | | | | | | X* | | X* | X* | X* | X* | X* | X* | X* | X* |
| BEREA COLLEGE | 11 | 20 | X* | X* | X* | X* | X* | X* | X* | X* | X* | X* | X* | X* | X* | X* | X* | X* | X* | X* | X* | X* |
| BERGEN COMMUNITY COLLEGE | 29 | 9 | | | | | | | | | X | X* | X* | X* | X* | X | X | X* | X | | | |
| BERKSHIRE COMMUNITY COLLEGE | 28 | 2 | | | | X* | X* | | | | | | | | | | | | | | | |
| BERRY COLLEGE | 12 | 9 | X* | X* | X | X* | X* | X* | X | | X* | | | | | X* | | | | | | |
| BETHANY COLLEGE | 13 | 5 | X* | X* | X* | X* | X* | | | | | | | | | | | | | | | |
| BETHANY COLLEGE | 21 | 5 | X* | X* | | | | | | | | X* | X* | X | | | | | | | | |
| BETHANY LUTH COL & THEO S | 31 | 20 | X* | X* | X* | X* | X* | X* | X* | X* | X* | X* | X* | X* | X* | X* | X* | X* | X* | X* | X* | X* |
| BETHANY NAZARENE COLLEGE | 20 | 3 | | | | | | | | | | X* | X* | X* | | | | | | | | |
| BIRMINGHAM-SOUTHERN COL | 22 | 12 | X | X | X | X* | X | X | X | X | X* | X* | X* | X | | | | | | | | |
| BISHOP COLLEGE | 35 | 4 | | | | | | | | | X | | | | | X | X | | | | | |
| BLACK HAWK COLLEGE | 29 | 10 | | | | | | | | | | X* | X | X* | X | X | X | | | | | |
| BLACKBURN COLLEGE | 13 | 9 | | X | | X | | X* | X | X* | X | X* | X* | X | | | | | | | | |
| BLOOMFIELD COLLEGE | 20 | 13 | | X* | X* | X | X | X | X | X* | X* | X | X* | X | X | X | | | | | | |
| BLOOMSBURG STATE COLLEGE | 8 | 8 | X* | X | X* | X* | X* | X* | X* | X* | | | | | | | | | | | | |
| BLUEFIELD STATE COLLEGE | 34 | 1 | | | | | | | | | | | | | | X | | | | | | |
| BLUFFTON COLLEGE | 21 | 3 | | | | | | | | | | | | | X* | | X* | X* | | | | |
| BOISE STATE UNIVERSITY | 7 | 1 | | | | | | | | | | | | | | | | | | | | X |
| BOSTON COLLEGE | 5 | 4 | | X | | | | | | | | | | | | | | | | | X* | X* |
| BOSTON UNIVERSITY | 5 | 11 | | X | | X* | | X | X* | X | X* | X* | X | X | X* | X | | | | | | |
| BOWDOIN COLLEGE | 14 | 20 | X | X* | X* | X* | X | X | X* | X* | X | X* | X* | X* | X* | X* | X* | X* | X* | X* | X* | X* |
| BOWIE STATE COLLEGE | 34 | 14 | X | | | | | | X | X* | X* | X | X | X* | X* | X* | X* | X* | X* | | | |
| BOWLING GREEN ST UNIVERSITY | 1 | 7 | | | | | | | X* | X* | X* | X* | X* | X* | X* | X* | | | | | | |
| BRADFORD JUNIOR COLLEGE | 11 | 5 | | | | | | X* | | | | | | | X* | X* | X* | | | | | |
| BRADLEY UNIVERSITY | 4 | 20 | X* | X | X | X | X | X* | X* | X* | X* | X* | X* | X* | X | X* | X* | X* | X* | X* | X* | X* |
| BRANDEIS UNIVERSITY | 6 | 19 | X* | X* | X* | X* | X* | X* | X* | X* | X* | X* | X* | X* | X* | X* | X* | X* | X* | X* | X* | X* |
| BRENAU COLLEGE | 11 | 6 | | X | X* | | | | | X | X | X | X* | X* | X* | | | | | | | |
| BREVARD COLLEGE | 32 | 16 | X* | X* | X* | X* | X* | X* | X* | X* | X* | X* | X* | X* | X* | X* | X* | X* | X* | X* | | |
| BREWTON-PARKER COLLEGE | 32 | 5 | | | | | | | | X* | X* | X* | X* | X | | | | | | | | |
| BRIARCLIFF COLLEGE | 12 | 9 | | | | | | | | | | | X | | | X* | | X | X | X | X* | X* |
| BRIGHAM YOUNG UNIVERSITY | 4 | 3 | X | | | | | X | | | | | | | | | X | | | | | |
| BROWN UNIVERSITY | 6 | 4 | | X* | | | | | | | X* | X | X* | | | | | | | | | |
| BRYAN COLLEGE | 15 | 2 | | | | | | | | | | | | X* | | | X* | | | | | |

| Institution | Strati- fication Cell | No. of Years | 85 | 84 | 83 | 82 | 81 | 80 | 79 | 78 | 77 | 76 | 75 | 74 | 73 | 72 | 71 | 70 | 69 | 68 | 67 | 66 |
|-----------------------------|-----------------------------|--------------------|----|----|----|----|----|----|----|----|----|----|----|----|----|----|----|----|----|----|----|----|
| | | | -- | -- | -- | -- | -- | -- | -- | -- | -- | -- | -- | -- | -- | -- | -- | -- | -- | -- | -- | -- |
| BRYANT COLLEGE OF BUS ADM | 12 | 5 | | | | | | | | | | X | X | X | X* | | X | | | | | |
| BRYN MAWR COLLEGE | 14 | 11 | X* | X* | X* | X* | X* | X* | | X* | X* | X | X* | X | | | | | | | | |
| BUCKNELL UNIVERSITY | 14 | 3 | | X | | | X | X | | | | | | | | | | | | | | |
| BUENA VISTA COLLEGE | 21 | 20 | X | X | X* | X* | X* | X* | X | X | X* | X* | X* | X* | X* | X* | X* | X* | X* | X* | X* | X* |
| BUNKER HILL CMTY COL | 29 | 1 | | | | | | | | | | X* | | | | | | | | | | |
| BUTLER UNIVERSITY | 5 | 4 | | | | | X* | X* | X* | X* | | | | | | | | | | | | |
| C.W. POST CENTER OF L.I.U. | 12 | 4 | | | X | | | | X | X | X | | | | | | | | | | | |
| CABRINI COLLEGE | 16 | 1 | X | | | | | | | | | | | | | | | | | | | |
| CALDWELL COMMUNITY COLLEGE | 27 | 3 | | | X | | | | | X | | | | X | | | | | | | | |
| CALIF COL OF ARTS & CRAFTS | 11 | 3 | X | | | | | | | | | X | | X | | | | | | | | |
| CALIF INSTITUTE OF TECH | 6 | 20 | X* | X* | X* | X* | X* | X* | X* | X* | X* | X* | X* | X* | X* | X* | X* | X* | X* | X* | X* | X* |
| CALIF INSTITUTE OF THE ARTS | 15 | 1 | | | | | | | | | | | X | | | | | | | | | |
| CALIF LUTHERAN COLLEGE | 21 | 7 | X* | | X* | | X | | X | | X | | | X | | X* | | | | | | |
| CALIF STATE COLLEGE | 8 | 3 | | | | | | | | | | | | | | | | | | | | |
| CALIF STATE U-BAKERSFIELD | 7 | 3 | | | | | | | X | | | X* | X* | | | | | | | X* | X | |
| CALIF STATE U-CHICO | 7 | 4 | | | | | | X | | | X | X* | X* | | | | | | | | | |
| CALIF STATE U-DOMINGUEZ HLS | 7 | 4 | | | | | | X | X | X | X | | | | | | | | | | | |
| CALIF STATE U-FRESNO | 8 | 5 | | | | | | X | | | | | | | | | | | | | | |
| CALIF STATE U-FULLERTON | 8 | 18 | | | X | X | X | X | X | X* | X* | X* | X | X | X* | X* | X | X* | X* | X* | X* | X* |
| CALIF STATE U-LONG BEACH | 8 | 2 | X | X | | | | | | | | | | | | | | | | | | |
| CALIF STATE U-NORTHRIDGE | 8 | 1 | | | | | | | | | | | | X | | | | | | | | |
| CALIF STATE U-STANISLAUS | 8 | 12 | X | X | X | | | | | | | X | X | X* | X | X | X | X* | | X* | X* | X* |
| CALVIN COLLEGE | 22 | 18 | X* | X* | X* | X* | X* | X* | | X* | X* | X* | X* | X* | X* | X* | X | X* | X* | X* | X* | X* |
| CANISIUS COLLEGE | 17 | 8 | X* | X | X* | X | X* | X | X* | X* | | | | | | | | | | | | |
| CAPITAL UNIVERSITY | 22 | 2 | | | X* | | | | | | X | | | | | | | | | | | |
| CARDINAL STRITCH COLLEGE | 16 | 18 | | X* | X | X | X | | X* | X* | X* | X* | X* | X* | X | X* | X | X | X* | X* | X* | X* |
| CARL ALBERT JUNIOR COLLEGE | 25 | 2 | | | | | | | X* | X* | | | | | | | | | | | | |
| CARLETON COLLEGE | 14 | 18 | X* | X* | X* | X* | X* | X* | X* | X* | X* | X* | X* | X* | X* | X* | X* | X* | X* | X* | X* | X* |
| CARLOW COLLEGE | 18 | 9 | X* | X* | X* | X* | X* | X* | X* | X* | X* | X* | X* | X* | X* | X* | X* | X* | X* | X* | X* | X* |
| CARNEGIE-MELLON UNIVERSITY | 6 | 9 | X* | X | | | | | | | X* | X* | X | X* | | | | X | X | X* | | |
| CARROLL COLLEGE | 23 | 20 | X* | X* | X* | X* | X* | X* | X* | X* | X* | X* | X* | X* | X* | X* | X* | X* | X* | X* | X* | X* |
| CARROLL COLLEGE | 18 | 8 | | X | | | | | | X* | X | X | X* | X* | X | X* | | | | | | |
| CARSON NEWMAN COLLEGE | 21 | 16 | X* | X | X* | X | X | X | X | X | X* | X* | X* | X* | X | X | X* | X* | | | | |
| CARTHAGE COLLEGE | 22 | 1 | | | | | | | X* | | | | | | | | | | | | | |
| CASCADE COLLEGE | 11 | 1 | | | | | | | | | | | | | | | | | | | X* | |
| CASE WESTERN RESERVE UNIV | 5 | 5 | X* | X | | | | | | | | | | | | | | | | X* | X | X |
| CATAWBA COLLEGE | 21 | 4 | X* | X | X* | X* | | | | | | | | | | | | | | | | |
| CATHOLIC UNIV OF AMERICA | 5 | 9 | X* | X | | X* | X* | X* | X* | X* | | | | | | X* | X | | | | | |
| CAZENOVIA COLLEGE | 32 | 12 | | | | X* | X* | X* | X* | X* | X* | X* | X* | X* | | | X* | X* | | X* | | |
| CEDAR CREST COLLEGE | 22 | 13 | X* | X* | X* | X* | X | X | X* | X* | X* | X* | X* | X* | X* | | | | | | | |
| CENTENARY COLLEGE WOMEN | 21 | 2 | | | | | | | | | | | | | | X* | X* | | | | | |
| CENTER FOR CREATIVE STUDIES | 11 | 2 | X | X | | | | | | | | | | | | | | | | | | |
| CENTERVILLE COMMUNITY COL | 26 | 5 | | | | | | | | | | | | | | | | X | X | X* | X* | X* |
| CENTRAL METHODIST COLLEGE | 21 | 4 | | | | | | | | | | X* | X* | X* | | | | | | | | |
| CENTRAL NEBRASKA TECH | 27 | 12 | | | | | | | X | X | X | X | X* | X | X* | X* | X* | X* | X* | X* | | |
| CENTRAL STATE UNIVERSITY | 34 | 3 | | | | | | | | X | | | | | | | | | | | | |
| CENTRAL VIRGINIA CMTY COL | 27 | 1 | | | | | | | | | | X | | | | | | | | | | |
| CENTRE COLLEGE OF KENTUCKY | 13 | 15 | X* | X* | X* | X* | X* | X* | X* | X* | X* | X* | X* | X* | X* | X* | X* | | | | | |
| CERRITOS COLLEGE | 29 | 9 | | | | | | | | | | X | X | X | | X* | X | X | X | X* | X* | |
| CHAMINADE COLLEGE | 16 | 5 | | | | | | | X | | | X | X | X | | X* | | | | | | |
| CHAMPLAIN COLLEGE | 32 | 7 | | | | | | | | X* | X* | X* | X* | X* | X* | | | | X* | | | |
| CHAPMAN COLLEGE | 11 | 19 | X | X | X* | X | X | | X* | X* | X | X | X | X* | X | X* | X | X | X | X* | X* | X* |
| CHATHAM COLLEGE | 13 | 20 | X* | X* | X* | X | X* | X* | X* | X* | X* | X* | X* | X* | X* | X* | X* | X* | X* | X* | X* | X* |
| CHESTNUT HILL COLLEGE | 18 | 1 | | | | | | | | | | | | | | | | | | | | |
| CHICAGO STATE COLLEGE | 34 | 15 | X | X | X | | | | X | X | X | X | X* | X | X* | X* | X | X | X* | X* | | |
| CHOWAN COLLEGE | 32 | 17 | X* | X* | X* | X* | X* | X* | X* | X* | X* | X* | X* | X* | X* | X* | X* | X* | X* | X* | X* | X* |
| CITRUS JUNIOR COLLEGE | 29 | 6 | | | | | | | | | | | | | | X | X | | | | X | X* |
| CITY COL OF SAN FRANCISCO | 29 | 9 | | | | | | | | | X | X* | | | X | X | X | X | X* | X* | X | X* |
| CLAREMONT MCKENNA COLLEGE | 14 | 18 | X* | X | X* | X | X* | X | X* | X* | X* | X | X* | X* | X* | X* | X* | X* | X* | X* | X* | X* |
| CLARENDON COLLEGE | 26 | 3 | | | | | | | | | | | | | | | | X | X | X* | | |

| Institution | Stratification Cell | No. of Years | | | | | | | | | | | | | | | | | | | | |
|------------------------------|---------------------|--------------|----|----|----|----|----|----|----|----|----|----|----|----|----|----|----|----|----|----|----|----|
| | | | 85 | 84 | 83 | 82 | 81 | 80 | 79 | 78 | 77 | 76 | 75 | 74 | 73 | 72 | 71 | 70 | 69 | 68 | 67 | 66 |
| CLARION STATE COLLEGE | 9 | 7 | | | | | | | | X* | | X* | | | | | | X | X* | X | X | X |
| CLARK CO TECHNICAL INST | 27 | 13 | | | | | | X* | X | X* | X* | X* | X* | X* | X* | X* | X | X | X | X* | | |
| CLARK COLLEGE | 35 | 13 | | X* | X* | X* | X* | X* | X* | X* | X | X* | X* | X* | X* | X* | | | | | X | X |
| CLARK UNIVERSITY | 14 | 5 | X* | | | | | | | | | | | | | X | X | X | X* | | | |
| CLARKE COLLEGE | 17 | 4 | | | | | | | | | | X* | X* | X | X* | | | | | | | |
| CLARKSON COL OF TECHNOLOGY | 13 | 2 | | | | | | | | | | | X | X* | | | | | | | | |
| CLEMSON UNIVERSITY | 1 | 1 | | | | | | | | | | | | X* | | | | | | | | |
| CLEVELAND INSTITUTE OF ART | 12 | 12 | X | | X | X | X* | X | | X | X | X | X | X | X | X* | | | | | | |
| CLEVELAND ST UNIVERSITY | 8 | 2 | | | | | | | | | | | | | X | X | | | | | | |
| CMTY COL OF DELAWARE CO | 28 | 4 | | | | | | | | | | | | | X* | X | X | X | X* | | | |
| COCHISE COLLEGE | 27 | 5 | | | | | | | | | | | X | X | | | | X | X* | | X* | X* |
| COE COLLEGE | 13 | 5 | | | | | X* | X | | X* | X* | X | | | | | | | | | | |
| COGSWELL COLLEGE | 11 | 2 | | | | | | | | | X* | X* | | | | | | | | | | |
| COKER COLLEGE | 11 | 2 | | | | | | | | | | X* | X* | | | | | | | | | |
| COL OF WHITE PLAINS OF PACE | 17 | 2 | | | | | | | | X | | X* | | | | | | | | | | |
| COLBY COLLEGE | 14 | 18 | X* | X | X* | X* | X | X* | | | X | X | X | X | X | X* | X* | X | X | X* | X* | X* |
| COLBY COLLEGE-NEW HAMPSHIRE | 11 | 1 | | | | | | | | | | | | | X* | | | | | | | |
| COLGATE UNIVERSITY | 14 | 8 | X* | | X* | | X* | | X* | | X | | X* | X* | X* | | X* | | | | | |
| COLLEGE MISERICORDIA | 16 | 7 | X | X | X | X | X* | | X* | | | | X* | X* | | | | | | | | |
| COLLEGE OF BOCA RATON | 32 | 1 | | | X | | | | | | | | | | | | | | | | | |
| COLLEGE OF CHARLESTON | 9 | 9 | X | X | | | | | | | | | | | X | X | X* | | X* | X* | X* | X* |
| COLLEGE OF GANADO | 31 | 1 | | | | | | | | | | X | | | | | | | | | | |
| COLLEGE OF MOUNT ST JOSEPH | 16 | 7 | | X | X* | X* | X* | X | | | | X* | X | | | | | | | | | |
| COLLEGE OF MOUNT ST VINCENT | 18 | 20 | X* | X* | X* | X | X* | X* | X* | X* | X* | X* | X* | X* | X* | X* | X* | X* | X* | X* | X* | X* |
| COLLEGE OF NEW ROCHELLE | 18 | 17 | X* | X* | X* | X* | X | X | X | X | X | X* | | | | | | | | | | |
| COLLEGE OF NOTRE DAME | 18 | 1 | | | | | | X* | | | | | | | | | | | | | | |
| COLLEGE OF NOTRE DAME | 17 | 8 | | X | | | | | | | | | | | | X | X | X | X | X* | X* | X* |
| COLLEGE OF SACRED HEART | 16 | 2 | | | | | | | | | | | | | | | | X | X | X | X | X |
| COLLEGE OF SAINT BENEDICT | 17 | 17 | X | X* | | X* | X* | X* | X* | X* | X* | X* | X* | X* | X* | X* | X* | X* | X* | X* | X* | X* |
| COLLEGE OF SAINT CATHERINE | 17 | 15 | X* | X | X | X* | X | X* | X* | X* | X* | X* | X* | X* | X* | X* | X* | X* | X* | X* | X* | X* |
| COLLEGE OF SAINT FRANCIS | 17 | 6 | | | | | X | X* | X | | | | X* | X* | | | | | | | | |
| COLLEGE OF SAINT ROSE | 17 | 3 | | | | | | | | | | | | X* | X* | | | | | | | |
| COLLEGE OF SAINT SCHOLASTICA | 17 | 7 | | X* | X* | X* | | | X | X* | | | | | X | X* | | | | | | |
| COLLEGE OF SAINT TERESA | 17 | 9 | X* | X* | X* | X | X* | X* | X* | X* | X* | | | | | | | | | | | |
| COLLEGE OF SAINT THOMAS | 18 | 8 | X* | X* | X* | X | X* | X* | X* | X* | | | | | | | | | | | | |
| COLLEGE OF SANTA FE | 16 | 4 | | | | | | | | | | X | | | | X | | X | X | | | |
| COLLEGE OF THE ATLANTIC | 11 | 1 | X | | | | | | | | | | | | | | | | | | | |
| COLLEGE OF THE MAINLAND | 27 | 4 | | | | | | | | | | | | X | X | X | | | | X | | |
| COLLEGE OF THE SEQUOIAS | 28 | 10 | X* | | | | | | | | | | X* | X* | X* | X* | X* | X* | X* | X* | X* | X* |
| COLLEGE OF THE VIRGIN ISL | 34 | 1 | | | | X* | | | | | | | | | | | | | | | | |
| COLLEGE OF WILLIAM & MARY | 9 | 5 | | X | X | X | X | X | | | | | | | | | | | | | | |
| COLLEGE OF WOOSTER | 23 | 9 | | | | | X* | X | X* | X* | X* | X* | X* | X* | | | | | | | | |
| COLLEGE OUR LADY OF ELMS | 16 | 2 | | | | | | | | | | | | | X* | X* | | | | | | |
| COLORADO COLLEGE | 14 | 6 | X | X* | X* | X | X* | | | | | | | | X* | | | | | | | |
| COLORADO MOUNTAIN COL-EAST | 25 | 4 | | | | | | | | | X | X | X | X | | | | | | | | |
| COLORADO STATE COLLEGE | 8 | 2 | | | | | | | | | | | | | | | X* | | X | | | |
| COLORADO STATE UNIVERSITY | 2 | 2 | | | | | | | | | | | | | | | | X | | | | X* |
| COLORADO WOMEN'S COLLEGE | 11 | 4 | | | | | | | | X | | X* | X* | X* | | | | | | | | |
| COLUMBIA COLLEGE | 21 | 2 | | | | | | | X* | | | | | | | X* | | | | | | |
| COLUMBIA UNIVERSITY | 6 | 6 | X | X* | X | | | | | | | | | | | | | | | X* | X* | X* |
| COMPTON COLLEGE | 36 | 11 | | | | | | | X* | | X | X | X | | | X | X | X | X | X | X | X* |
| CONCORDIA COLLEGE | 31 | 4 | | | | | | | X* | X* | X | X | | | | | | | | | | |
| CONCORDIA COLLEGE | 20 | 12 | | X* | X* | X* | X* | X* | X* | X* | X* | X* | X* | X* | | | | | | | | |
| CONCORDIA COLLEGE | 11 | 4 | X* | X* | X* | X* | | | | | | | | | | | | | | | | |
| CONCORDIA COLLEGE-MOORHEAD | 23 | 4 | | | | | | | | | X | X | | | | | | | | | X* | X* |
| CONCORDIA LUTHERAN COLLEGE | 20 | 1 | X | | | | | | | | | | | | | | | | | | | |
| CONNECTICUT COLLEGE | 14 | 19 | X* | X* | X* | X* | X* | X* | X* | X* | X* | X* | X* | X* | X* | X* | | | | X* | X* | X* |
| CONVERSE COLLEGE | 12 | 10 | X* | X* | X* | X* | X* | X* | X* | X* | X* | X | | | | | | | | X* | X* | X* |
| COOPER UNION | 14 | 1 | | | | | | | | | | | | | X | | | | | | | |
| COPPIN STATE COLLEGE | 34 | 14 | | X | X | X | X | X | X | X | X | X | X | X | X | X | | X | | | | |

| Institution | Strati- fication Cell | No. of Years | 85 | 84 | 83 | 82 | 81 | 80 | 79 | 78 | 77 | 76 | 75 | 74 | 73 | 72 | 71 | 70 | 69 | 68 | 67 | 66 |
|-----------------------------|-----------------------------|--------------------|----|----|----|----|----|----|----|----|----|----|----|----|----|----|----|----|----|----|----|----|
| CORNELL COLLEGE | 23 | 13 | X* | X* | X* | X* | X* | X* | X* | X* | X | X* | X* | X* | | | | | | | | |
| CORNELL UNIV-HUMAN ECOLOGY | 6 | 2 | | | | | | | | | | | | | | | | | X | X* | | |
| CORNELL UNIVERSITY | 6 | 5 | | | | | X | X* | | | | | X* | X | X | | | | | | | |
| CORNING COMMUNITY COLLEGE | 29 | 10 | X* | X* | X* | X* | X* | X | X* | X* | X* | | | X* | X* | X* | X | | | | | X* |
| COTTEY COLLEGE | 31 | 5 | | | | | X* | | | | | | | X* | X* | X* | X | | | | | |
| COVENANT COLLEGE | 22 | 5 | | X | | | X | | X* | X* | X* | | | | | | | | | | | |
| COWLEY COUNTY CMTY JR COL | 26 | 9 | | | | | | | | | | | | X | X | X* | X | X | X* | X* | X | X* |
| CULLMAN COLLEGE | 30 | 8 | | | | | | | | X* | X* | X | X* | | X* | X* | X | X* | | | | |
| CUNY-BARUCH COLLEGE | 10 | 7 | | | | | | | | | | | | X | X | X* | X | X | X* | X* | X* | |
| CUNY-BORO OF MANHATTAN | 29 | 3 | | | | | | | | | | | | X | X | X | X | | | | | |
| CUNY-BRONX CMTY COLLEGE | 29 | 2 | | | | | | | | | | | | X | X | X | X | | | | | |
| CUNY-BROOKLYN COLLEGE | 9 | 1 | | | | | | | | | | | | | | | | | | X* | X* | |
| CUNY-CITY COLLEGE | 9 | 16 | | | | | X | X* | X* | X | X* | X | X | X* | X | X* | X | X* | X* | X* | X* | X* |
| CUNY-HOSTOS COMMUNITY COL | 28 | 3 | | | | | | | | | | X | X | X | | | | | | | | |
| CUNY-HUNTER COLLEGE | 8 | 3 | | | | | | | | | | | | | | | | | X | X* | | X |
| CUNY-JOHN JAY COLLEGE | 7 | 12 | | | | X* | | X* | X* | X* | X* | X* | X* | X | X* | X* | X* | X | | | | |
| CUNY-LEHMAN COLLEGE | 10 | 1 | | | | | | | | | | | | | | | | X | | | | |
| CUNY-N.Y. CITY TECH COLLEGE | 29 | 3 | | | | | | | | | | | | | | | X | | X* | X | | |
| CUNY-QUEENS COLLEGE | 9 | 1 | | | | | | | | | | | | | | | X | | | | | |
| CUNY-QUEENSBOROUGH CMTY C | 29 | 15 | X* | X* | X* | X | X | X | X* | X* | X* | X | X* | X* | X* | X* | X* | X* | | | | |
| CUNY-YORK COLLEGE | 7 | 10 | | | | X | | X | X | X | X* | X* | X | X* | X* | X* | X* | X* | | | | |
| CURRY COLLEGE | 12 | 4 | | | | | | | | | | | | | X | X | X | X | | | | |
| D'YOUVILLE COLLEGE | 16 | 9 | X | X* | | | | | | | X | X* | X* | X | X* | | X | X | | | | |
| DAKOTA WESLEYAN UNIVERSITY | 20 | 5 | | X | X* | | | | | | | | | | | | X | X | X* | | | |
| DALLAS BAPTIST COLLEGE | 21 | 3 | | | | | | | | | | | | | | | X | | X | X* | | |
| DANIEL PAYNE COLLEGE | 35 | 3 | | | | | | | | | | X | X | | | | | | | X | | |
| DANVILLE COMMUNITY COLLEGE | 27 | 1 | | | | | | | | | | X* | X* | | | | | | | | | |
| DARTMOUTH COLLEGE | 14 | 20 | X* | X* | X* | X* | X* | X* | X* | X* | X* | X* | X* | X* | X* | X* | X* | X* | X* | X* | X* | X* |
| DAVID LIPSCOMB COLLEGE | 21 | 3 | | | | | | | | | | | | | | | X | X | | | | |
| DAVIDSON COLLEGE | 23 | 6 | | | | | | | | | | X* | X* | X* | X* | X* | X* | | | | | |
| DAVIS & ELKINS COLLEGE | 21 | 20 | X | X* | X* | X* | X* | X* | X* | X* | X* | X | X* | X* | X* | X* | X* | X* | X* | X* | X* | X* |
| DEFIANCE COLLEGE | 11 | 17 | X | X | X | X* | X* | X* | X | X | X | X* | X | X* | X* | X* | X* | X* | X* | X* | X* | X* |
| DEL VAL COL OF SCI & AGR | 11 | 17 | | | | X | X* | X | X* | X* | X | X* | X* | X | X* | X* | X* | X* | X* | X* | X* | X* |
| DELAWARE STATE COLLEGE | 34 | 11 | | X* | | X* | | | | | X | X | X | | | | X* | X* | X* | X* | X* | X* |
| DELTA COLLEGE | 29 | 1 | | | | | | | | X | | | | | | | | | | | | |
| DENISON UNIVERSITY | 13 | 2 | | | | | | | | | | | | | | X | X* | | | | | |
| DEPAUL UNIVERSITY | 4 | 2 | X* | X | | | | | | | | | | | | | | | | | | |
| DEPAUL UNIVERSITY | 23 | 16 | | X* | X* | X* | X* | X* | X* | X* | | X* | X* | X* | X* | X* | X* | X* | X* | X* | X* | X* |
| DICKINSON COLLEGE | 14 | 20 | X* | X* | X* | X* | X* | X* | X | X* | X* | X* | X* | X* | X* | X* | X* | X* | X* | X* | X* | X* |
| DILLARD UNIVERSITY | 35 | 17 | X | X* | X* | X* | X* | X* | X* | X* | X* | X* | X* | X* | X* | X | | X* | X* | X* | | X* |
| DOANE COLLEGE | 21 | 3 | | | | | | | | | | | | | X* | X* | X* | | | | | |
| DOMINICAN COL OF BLAUVELT | 16 | 20 | X* | X* | X* | X* | X* | X* | X* | X* | X* | X* | X* | X* | X* | X* | X* | X* | X | X | X* | X* |
| DOMINICAN COL SAN RAFAEL | 17 | 20 | X* | X* | X* | X* | X* | X* | X | X* | X* | X* | X | X | X* | X* | X* | X* | X* | X* | X* | X* |
| DOMINICAN COLLEGE-RACINE | 17 | 1 | | | | | | | | | | | | | X | | | | | | | |
| DONNELLY COLLEGE | 31 | 10 | | | | | | | | | | | X | X | X | X | X | X* | X* | X* | X* | X* |
| DOWLING COLLEGE | 12 | 1 | | | | | | | | | | | | | | | X | | | | | |
| DRAKE UNIVERSITY | 5 | 18 | X* | X* | X* | X* | X* | X* | X* | X | X* | X* | X | X* | X* | X* | X* | X* | X | X* | | |
| DREW UNIVERSITY | 23 | 7 | X | X* | X* | X | X | X | X | | | | | | | | | | | | | |
| DREXEL UNIVERSITY | 13 | 4 | X | X | | | | | X | | | X | | | | | | | | | | |
| DRURY COLLEGE | 12 | 1 | X | | | | | | | | | | | | | | | | | | | |
| DUKE UNIVERSITY | 6 | 10 | | | | | X | X* | X* | X* | X* | X* | X* | X | | | X | | | | | |
| DUTCHESS CMTY COLLEGE | 29 | 16 | | | X* | X* | X* | X* | X | X* | X* | X* | X | X* | X* | | X* | X | X | X | X* | |
| DYKE COLLEGE | 15 | 2 | | | | | | | | | | X* | X | | | | | | | | | |
| EARLHAM COLLEGE | 23 | 18 | X* | X* | X* | X* | X* | X* | X* | X* | X* | X* | X* | X* | X* | X* | X* | X* | X* | X* | | |
| EAST CAROLINA UNIVERSITY | 7 | 4 | | | X* | X* | X* | X* | | | | | | | | | | | | | | |
| EAST CENTRAL JR COLLEGE | 27 | 3 | | | | | | | | | | | X | X* | X | | | | | | | |
| EAST CENTRAL ST COLLEGE | 7 | 3 | | | | | | | | | | | | | | X | X | X* | | | | |
| EAST L.A. CMTY COLLEGE | 29 | 3 | | | | | | X* | X | | | | X | | | | | | | | | |
| EAST STROUDSBURG ST | 8 | 3 | | | | | | | X* | X | X* | | | | | | | | | | | |
| EAST TEXAS STATE UNIV | 7 | 1 | | | | | | | | | | | | | X | | | | | | | |

| Institution | Stratification Cell | No. of Years | 85 | 84 | 83 | 82 | 81 | 80 | 79 | 78 | 77 | 76 | 75 | 74 | 73 | 72 | 71 | 70 | 69 | 68 | 67 | 66 |
|----------------------------|---------------------|--------------|----|----|----|----|----|----|----|----|----|----|----|----|----|----|----|----|----|----|----|----|
| GENERAL MOTORS INSTITUTE | 13 | 20 | X* | X* | X | X* | X | X* | X* | X* | X* | X* | X | X* | X* | X* | X* | X* | X* | X* | X* | X* |
| GENEVA COLLEGE | 21 | 5 | | | | | | X* | X* | | | | | | X* | X* | X* | | | | | |
| GEORGE MASON UNIVERSITY | 9 | 7 | | | | | | | | | | X | X | X* | X | X* | X* | | | | | |
| GEORGE PEABODY COL TCHRS | 11 | 4 | | | | | | | | | | | | | | | | | X* | X | X* | X* |
| GEORGE WILLIAMS COLLEGE | 12 | 15 | X* | X | | | | | X | X | X* | X* | X* | X* | X* | X* | X* | X* | X* | X* | X* | X* |
| GEORGETOWN UNIVERSITY | 6 | 2 | | | | | | | | | | | | | X* | X | | | | | | |
| GEORGIA INST OF TECHNOLOGY | 9 | 20 | X* | X* | X* | X* | X | X* | X | X | X | X* | X | X* | X | X | X | X* | X | X* | X* | X* |
| GEORGIA SOUTHWESTERN COL | 7 | 10 | | | | | X | X | X* | X* | X* | X* | | X* | X* | X* | X* | | | | | |
| GEORGIAN COURT COLLEGE | 16 | 2 | X* | | | | X* | | | | | | | | | | | | | | | |
| GETTYSBURG COLLEGE | 14 | 17 | X* | X* | X* | X | | | | X* | X* | X* | X* | X* | X* | X* | X* | X* | X* | X* | X* | X* |
| GLASSBORO STATE COLLEGE | 8 | 1 | | | | | | | | | | | | | | | | X | | | | |
| GODDARD COLLEGE | 13 | 3 | | | | | | | | | | | | X | X | X | | | | | | |
| GONZAGA UNIVERSITY | 17 | 16 | | X* | X* | X* | X* | X* | | X | | X* | | X | X* | X | X | X | X | X | X* | X* |
| GOSHEN COLLEGE | 22 | 2 | X | | | | | | | | | | | | X* | | | | | | | |
| GOUCHER COLLEGE | 13 | 5 | | | X | | X* | | X* | X* | X* | | | | | | | | | | | |
| GRACELAND COLLEGE | 22 | 1 | | | | | | | | | | | | X | | | | | | | | |
| GRAMBLING STATE UNIV | 34 | 1 | | | | | | | | | | | X | | | | | | | | | |
| GRAND CANYON COLLEGE | 21 | 3 | | | | | | | | | | | | X | | | X* | X* | | | | |
| GRAND RAPIDS BAPTIST COL | 20 | 2 | X* | | | | | | | | | | | | | | X | | | | | |
| GRAND VALLEY STATE COLLEGE | 8 | 1 | | | | | | | | | | | | | | | | | | | | |
| GRAND VIEW COLLEGE | 11 | 18 | X | X | X | X* | X | X* | X | X | X* | X* | X | X* | X | X* | X | X | X | X | X* | |
| GRAYSON COUNTY JUNIOR COL | 27 | 13 | | | | | X* | X* | X* | X* | X* | X* | X* | X* | X* | X* | X* | X* | X* | X* | | |
| GREEN RIVER CMTY COLLEGE | 29 | 1 | | | | | | | | | | | | | | | | | | | | |
| GREENFIELD CMTY COLLEGE | 28 | 1 | | | | | | | | | | | | | | | | | | | | |
| GRINNELL COLLEGE | 14 | 16 | X* | X* | X* | X* | X* | X* | X* | X* | | | | X | | X | X | X | X* | X* | X* | X* |
| GROVE CITY COLLEGE | 13 | 1 | | | | | X* | | | | | | | | | | | | | | | |
| GUILFORD COLLEGE | 23 | 19 | X | X | X* | X | X | X | X | X* | X | X* | X | X | X* | X* | X* | | X* | X* | X* | X* |
| GULF COAST JUNIOR COLLEGE | 28 | 13 | | | X* | X* | X* | X | | X | X* | X* | X* | X* | X* | X* | X* | X | | | | |
| GUSTAVUS ADOLPHUS COLLEGE | 23 | 15 | X* | X* | X* | X* | X* | X* | X* | X* | X* | X* | X* | X* | X | X* | | X* | | | | |
| GWYNEDD-MERCY COLLEGE | 16 | 1 | | | | | | | | | | | | | | | | | | | | |
| HAMILTON COLLEGE | 14 | 18 | X* | X* | X | X* | X* | X* | X* | X* | X* | X* | X* | X* | X* | X | X | X* | X* | X* | | |
| HAMLIN UNIVERSITY | 23 | 20 | X | X* | X* | X* | X* | X* | X | X* | X* | X* | X* | X* | X* | X* | X* | X* | X* | X* | X* | X* |
| HAMPDEN-SYDNEY COLLEGE | 22 | 16 | X* | X* | X* | X* | X* | X* | X* | X* | X* | X* | X* | X* | X* | X* | X* | X* | X* | X* | | |
| HAMPSHIRE COLLEGE | 13 | 5 | | | | | | | | X | | X | X | X | X | | | | | | | |
| HAMPTON INSTITUTE | 35 | 2 | | | | | | | | | X* | | | | | | | | | | | |
| HARCUM JUNIOR COLLEGE | 32 | 6 | X* | X* | X* | X* | X* | X* | | | | | | | | | X* | | | | | |
| HARDING COLLEGE | 21 | 18 | X | X | X | X* | X* | X | X* | X* | X* | X* | X* | X* | X* | X* | X* | X* | X* | X* | | |
| HARRIMAN COLLEGE | 31 | 4 | | | | | | | | | X* | X* | X* | | | | | | | | | |
| HARRIS TEACHERS COLLEGE | 7 | 2 | | | | | | | | | | | | | | | | X | X | | | |
| HARRISBURG AREA CMTY COL | 29 | 4 | | | | | | | | | | | | | | | X | X | X | | X | |
| HARVARD UNIVERSITY | 6 | 5 | | | | | | | | | | | | | | | | X | X | X | X | X |
| HARVEY MUDD COLLEGE | 14 | 18 | X* | X* | X* | X* | X* | X* | X* | X* | X* | X* | X* | X* | X* | X* | | | | | | |
| HAVERFORD COLLEGE | 14 | 16 | X* | X* | X | X | X | X* | | | X* | X* | | | X* | X* | X* | X* | X* | X* | X* | X* |
| HEIDELBERG COLLEGE | 21 | 6 | | | | X | | X* | | X* | | X* | | | | | | | | | | |
| HENDRIX COLLEGE | 22 | 9 | X* | X* | X* | X* | X* | X* | X* | X* | X | | | | | | | | | | | |
| HENRY FORD COMMUNITY COL | 29 | 3 | | | | | | | | | | | | | | | | | | X* | X* | X* |
| HERKIMER CO CMTY COLLEGE | 28 | 13 | X* | | X* | | X* | | X* | | X* | X | | X | X | X* | X* | X | X | X* | X* | X* |
| HIGHLAND COMMUNITY COLLEGE | 27 | 6 | | | | | | | | | | | | | | X* | X | X | X* | X* | X* | |
| HILLSBOROUGH CMTY COLLEGE | 28 | 1 | | | | | | | | | | | | | | X* | | | | | | |
| HILLSDALE COLLEGE | 12 | 1 | | | | | X* | | | | | | | | | | | | | | | |
| HIRAM COLLEGE | 12 | 16 | X | X* | X* | X* | X* | X* | X | X | X | X* | X | X* | X* | X* | X* | X* | | | | |
| HOBART & WILLIAM SMITH COL | 14 | 11 | | | X | X | | X | X | X | X | X* | X | X* | X* | X* | | | | | | |
| HOCKING TECHNICAL COLLEGE | 29 | 4 | X* | | | | | X | X | | | | | | | | | | | | | |
| HOFSTRA UNIVERSITY | 4 | 11 | | X | | X* | | X* | | X* | X* | X* | X* | X* | X* | X* | X* | | | | | |
| HOLLINS COLLEGE | 13 | 16 | X* | X | X | X* | X | | X | | | | X* | X | X | X | X | X* | X* | X* | X* | X* |
| HOLY CROSS JUNIOR COLLEGE | 30 | 1 | | | | | | | | | | | | | | | | | X | | | |
| HOLY NAMES COLLEGE | 17 | 9 | | | | X | X | X | X | X | X | X | X | | | | | | | | | |
| HOLY REDEEMER COLLEGE | 19 | 3 | | X* | X | X* | | | | | | | | | | | | | | | | |
| HOOD COLLEGE | 13 | 10 | X* | X* | X* | X* | X* | X* | X* | X* | X* | X* | | | | | | | | | | |
| HOPE COLLEGE | 13 | 7 | | | X | | | | | | | X | X | X* | X* | X* | X | | | | | |

| Institution | Strati- fication Cell | No. of Years | 85 | 84 | 83 | 82 | 81 | 80 | 79 | 78 | 77 | 76 | 75 | 74 | 73 | 72 | 71 | 70 | 69 | 68 | 67 | 66 | |
|----------------------------|-----------------------------|--------------------|----|----|----|----|----|----|----|----|----|----|----|----|----|----|----|----|----|----|----|----|----|
| KING COLLEGE | 23 | 2 | | X | | | | | | X* | | | | | | | | | | | | | |
| KING'S COLLEGE | 12 | 5 | X* | X | X* | X* | X* | | | | | | | | | | | | | | | | |
| KIRKLAND COLLEGE | 14 | 10 | | | | | | | | | X* | X* | X* | X* | X* | X* | X | X* | X* | X* | | | |
| KIRTLAND COMMUNITY COLLEGE | 25 | 1 | X | | | | | | | | | | | | | | | | | | | | |
| KISHWAUKEE COLLEGE | 27 | 13 | | | | | X | X | X* | X* | X | X | X* | X | X* | X* | X | X* | X* | | | | |
| KITTRELL COLLEGE | 37 | 2 | | | | | | | | | | | | X* | | X* | | | | | | | |
| KNOX COLLEGE | 13 | 10 | X* | X* | X | X | X | X | X* | X* | X* | X* | | | | | | | | | | | |
| KNOXVILLE COLLEGE | 35 | 7 | | | | | | X | X* | X | X* | | X | | X | | | | | | X* | | |
| KUTZTOWN STATE COLLEGE | 9 | 1 | | | | | | | | | | | | | | | | X | | | | | |
| LA ROCHE COLLEGE | 16 | 5 | | | | X | | | | | | | | | | X* | X | X | X* | | | | |
| LA SALLE COLLEGE | 18 | 12 | X* | X* | X* | X* | X* | X | | X | | X | X | X* | X | X | | | | | | | |
| LA VERNE COLLEGE | 21 | 12 | X | X | X | X | X | X | X | X | X | X | X | | | | | | | | | | |
| LABOURE JUNIOR COLLEGE | 31 | 1 | | | | | | | | | | | X | | | | | | | | | | |
| LAFAYETTE COLLEGE | 23 | 18 | X* | X* | X* | X* | X* | X* | X* | X* | X* | X* | X* | X* | X* | X* | X* | X* | X* | X* | X* | X* | |
| LAKE CITY JUNIOR COLLEGE | 27 | 18 | X | X* | X | X* | X* | X | X* | X | X* | X* | X | X* | X* | X* | X* | X* | X* | | X | X* | X* |
| LAKE ERIE COLLEGE | 12 | 5 | | | | | | | | X | | X* | X* | X* | X* | X* | | | | | | | |
| LAKE FOREST COLLEGE | 23 | 20 | X* | X* | X* | X* | X* | X* | X* | X* | X* | X* | X* | X* | X* | X | X* | X* | X* | X* | X* | X* | |
| LAKE-SUMTER COMMUNITY COL | 26 | 1 | | | | | | | | X* | | | | | | | | | | | | | |
| LAKELAND COLLEGE | 21 | 15 | | | | | | X* | X | X* | X | X* | X | X* | X | X* | X* | X* | X* | X* | X* | X* | |
| LAKELAND COMMUNITY COLLEGE | 28 | 4 | X | X | | | | | | | | | | | | | X* | X* | | | | | |
| LAKESHORE TECHNICAL INSTI | 26 | 3 | | | | | | | | | | | X | X* | X | | | | | | | | |
| LAMAR UNIVERSITY-BEAUMONT | 7 | 1 | X | | | | | | | | | | | | | | | | | | | | |
| LAMBUTH COLLEGE | 21 | 2 | | X* | X | | | | | | | | | | | | | | | | | | |
| LANDER COLLEGE | 7 | 9 | X* | X* | X* | X* | X* | X* | X* | | | | X* | X | | | | | | | | | |
| LANGSTON UNIVERSITY | 34 | 3 | | | | | | | | | | | | | X | X | X | | | | | | |
| LAREDO JUNIOR COLLEGE | 28 | 5 | | | | | | | | | | | | | | | X | X | X | X | X | | |
| LAWRENCE UNIVERSITY | 13 | 8 | X* | X | X* | X* | | | | | | | X | X | X | X | | | | | | | |
| LE MOYNE COLLEGE | 18 | 20 | X | X* | X* | X* | X* | X* | X | X* | X* | X* | X* | X* | X* | X* | X* | X* | X* | X* | X | X* | |
| LE MOYNE-OWEN COLLEGE | 35 | 1 | | | | | | | | | | | | | X | | | | | | | | |
| LEA COLLEGE | 14 | 1 | | | | | | | | | | | | | | | | X | | | | | |
| LEBANON VALLEY COLLEGE | 23 | 20 | X* | X* | X* | X* | X* | X* | X* | X* | X* | X* | X* | X* | X* | X* | X* | X* | X* | X* | X* | X* | |
| LEE COLLEGE | 20 | 1 | | | | | X | | | | | | | | | | | | | | | | |
| LEES JUNIOR COLLEGE | 31 | 3 | | | | | | | | | | | | | X* | X* | X* | | | | | | |
| LEHIGH UNIVERSITY | 6 | 9 | | X* | X* | X* | X* | X* | X* | X* | X* | X* | | | | | | | | | | | |
| LENOIR-RHYNE COLLEGE | 21 | 11 | X | X* | X | X | | | | | X* | X* | X* | X* | X* | X* | X* | | | | | | |
| LESLEY COLLEGE | 12 | 7 | X* | X* | X* | X* | X* | X* | X* | | | | | | | | | | | | | | |
| LEWIS & CLARK CMTY COL | 26 | 1 | | | | | | | | | | | | | | | X | | | | | | |
| LEWIS AND CLARK COLLEGE | 13 | 16 | X* | X* | X* | X* | X | X | X* | X* | X* | X* | X* | X* | X* | X | X* | X* | | | | | |
| LEWIS COLLEGE | 12 | 7 | X* | X* | X* | X* | X | X | | | | | | | | X | | | | | | | |
| LINCOLN COLLEGE | 31 | 3 | | | | | | | | | | | | | | | X | | X* | X* | | | |
| LINCOLN NEB TECH CMTY COL | 27 | 1 | | | | | | | | | | | | | | X* | X* | X* | | | | | |
| LINCOLN UNIVERSITY | 35 | 10 | X* | X* | X | X* | X* | | | | | | | | | X* | X* | X* | X* | X* | X* | | |
| LINDENWOOD COLLEGE | 21 | 13 | | | | | | | X | X* | X* | X* | X* | X* | X* | X* | X* | X* | X* | X* | X* | | |
| LINFIELD COLLEGE | 22 | 15 | X | X* | X* | X* | X* | X* | X* | X* | X* | X | X | X | X* | X | X | | | | | | |
| LIVINGSTON COLLEGE | 3 | 2 | | | | | X | X | | | | | | | | | | | | | | | |
| LIVINGSTONE COLLEGE | 35 | 10 | | | | X | X | X | | | X | X | X* | X | X | X* | | | | | | | |
| LOCK HAVEN STATE COLLEGE | 7 | 19 | X | X | X | X | X* | X* | X* | X* | X | X* | X | X* | X* | X* | X* | X* | X | X* | X* | | |
| LONE MOUNTAIN COLLEGE | 17 | 2 | | | | | | | | | | | X | | | | X | | | | | | |
| LONGWOOD COLLEGE | 7 | 18 | X | X | X | X | X* | X | X* | X* | X* | X* | X* | X* | X* | X* | X* | X* | X* | X* | | | |
| LORAIN CO CMTY COLLEGE | 28 | 4 | | | | | | | | | | | X | | | | | | X | X | X* | | |
| LORETTO HEIGHTS COLLEGE | 11 | 20 | X* | X | X | X* | X* | X | X | X* | X | X | X* | X* | X* | X* | X* | X* | X* | X* | X* | X* | |
| LOS ANGELES BAPTIST COL | 20 | 19 | X* | X* | X | X* | X* | X* | X* | X* | X* | X* | X* | X* | X* | X* | X | X* | X* | X* | X* | X* | |
| LOS ANGELES CITY COLLEGE | 29 | 10 | | | | | | | X | X | X | X | X* | X | X* | X* | X* | | | | | | |
| LOS ANGELES HAVOR COLLEGE | 29 | 1 | | | | | | | | | | | | X | | | | | | | | | |
| LOS ANGELES PIERCE COLLEGE | 29 | 1 | | | | | | | | | | | | X | | | | | | | | | |
| LOS ANGELES SOUTHWEST COL | 27 | 1 | | | | | | | | | | | | X | | | | | | | | | |
| LOS ANGELES TRADE-TECH COL | 29 | 1 | | | | | | | | | | | | X | | | | | | | | | |
| LOS ANGELES VALLEY COLLEGE | 29 | 1 | | | | | | | | | | | | X | | | | | | | | | |
| LOUISIANA COLLEGE | 20 | 4 | X* | X* | | | | | X* | X* | | | | | | | | | | | | | |
| LOUISIANA POLY INSTITUTE | 7 | 7 | | | | | | | | | | | | | | X* | X | X | X | X* | X* | X* | |

| Institution | Stratification Cell | No. of Years | 85 | 84 | 83 | 82 | 81 | 80 | 79 | 78 | 77 | 76 | 75 | 74 | 73 | 72 | 71 | 70 | 69 | 68 | 67 | 66 |
|------------------------------|---------------------|--------------|----|----|----|----|----|----|----|----|----|----|----|----|----|----|----|----|----|----|----|----|
| LOUISIANA ST U-ALEXANDRIA | 28 | 17 | X* | X* | X* | X* | X* | X* | X* | X* | X | X* | X* | X* | X* | X* | | | | X* | X | |
| LOUISIANA ST U-NEW ORLEANS | 7 | 2 | | | | | | | | | | | | | | | | | | X* | X | |
| LOUISIANA ST U-SHREVEPORT | 7 | 3 | | | | | X* | | | | | | | | | | | | | X* | X | |
| LOUISIANA ST UNIV-EUNICE | 27 | 8 | X | X* | X* | X* | | | X* | | | | X | | | | | | | X | X | |
| LOUISIANA ST UNIVERSITY | 1 | 3 | | | | | | | | | | | | | | | | | | X | X | X* |
| LOYOLA COLLEGE | 18 | 10 | X* | X* | X* | X* | X* | X* | X* | X* | X | X* | | | | | | | | X* | X | X* |
| LOYOLA MARYMOUNT UNIVERSITY | 4 | 3 | | | X* | X* | X* | | | | | | | | | | | | | | | |
| LOYOLA UNIV-LOS ANGELES | 17 | 8 | | | | | | | | | | | | | X | X | X | X | X | X* | X* | X* |
| LOYOLA UNIVERSITY | 4 | 18 | X* | X* | X* | X* | X* | X* | X* | X* | X* | X* | X* | X* | X* | X* | X* | X* | X* | X* | X* | |
| LOYOLA UNIVERSITY | 4 | 16 | X* | X* | X* | X* | X* | X* | X* | X* | X* | X | X | X* | X | X | X* | X* | X* | X* | X* | |
| LUTHER COLLEGE | 23 | 12 | | | X | X* | X | X* | X* | X* | X* | | X | X* | X* | X* | X* | X* | | | | |
| LYNCHBURG COLLEGE | 12 | 9 | X* | X | | | | X* | X* | X* | X | X | X | | | X | | | | | | |
| MACALESTER COLLEGE | 23 | 12 | X* | X* | X* | X* | X* | X | X | X | X | | | X | X* | | | | | | | |
| MACCORMAC JR COLLEGE | 31 | 11 | X* | X* | X* | X* | X* | X* | X* | X* | X* | X* | | X* | X* | | | | | | | |
| MAGMURRAY COLLEGE | 23 | 17 | X | X* | X | X* | X | X* | X* | | | | X* | X* | X* | X* | X* | X* | X* | X* | X* | X* |
| MADISON AREA TECH COLLEGE | 29 | 5 | | | X* | | | X | | | X | | X | | | | X* | X* | | | | |
| MADISON COLLEGE | 8 | 1 | | | | | | | | | | | | | | | X* | X* | | | | |
| MADONNA COLLEGE | 16 | 10 | | | | | | | | | X | X | | | X* | X* | X* | X* | X* | X* | X* | X* |
| MAHARISHI INTERNATIONAL | 11 | 7 | X | X* | | | X | X | | X | X | X* | | | | | | | | | | |
| MALLINCKRODT COLLEGE | 30 | 1 | | | | | | X* | | | | | | | | | | | | | | |
| MANATEE JUNIOR COLLEGE | 29 | 14 | | | | X | X | X | X | X | X* | X* | X* | X* | X* | X* | X* | X | | | | |
| MANCHESTER COLLEGE | 21 | 11 | X* | X | X* | X* | X* | X* | X* | X* | X* | | | | X* | X* | X* | X* | X | | | |
| MANHATTAN COLLEGE | 18 | 13 | X* | X* | X* | X* | X* | X* | X* | X* | X* | X* | X | | X | | | | | | | |
| MANHATTANVILLE COLLEGE | 13 | 14 | X | X* | X* | X* | X | X* | X* | X* | X* | X* | X* | | | X | | | | X* | | X |
| MANOR JUNIOR COLLEGE | 31 | 6 | | | X* | X | X* | X* | X* | X* | | | | | | | | | | | | |
| MANSFIELD STATE COLLEGE | 8 | 3 | | | | | | | | | | | | X* | X* | X* | | | | | | |
| MARIA REGINA COLLEGE | 31 | 8 | X* | X* | X* | X* | X* | X* | X* | X* | | | | | X* | X* | X* | | | | | |
| MARIAN COL OF FOND DU LAC | 18 | 17 | | | X* | X* | X* | X | X* | X* | X* | X* | X* | X* | X* | X* | X* | X* | X* | X* | X* | X* |
| MARIETTA COLLEGE | 12 | 20 | X* | X* | X* | X* | X* | X* | X* | X* | X* | X* | X* | X* | X* | X* | X* | X* | X* | X* | X* | X* |
| MARION COLLEGE | 21 | 6 | X* | X | | X | X* | X* | X* | | | | | | | | | | | | | |
| MARIST COLLEGE | 12 | 13 | X | | X | X* | X | X | X | X | X* | X | X | X | X* | X | | | | | | |
| MARJORIE WEBSTER JUNIOR COL | 32 | 1 | | | | | | | | | | | | | | | X* | | | | | |
| MARLBORO COLLEGE | 13 | 20 | X | X | X | X | X | X | X | X | X | X | X* | X* | X* | X* | X* | X* | X* | X* | X* | X* |
| MARQUETTE UNIVERSITY | 4 | 12 | X* | X* | X* | X* | X* | X* | X* | X | X | X* | X* | X* | | | | | | | | |
| MARS HILL COLLEGE | 20 | 10 | | | | | X* | X* | X* | X* | X* | X* | X* | | X | X* | X* | | | | | |
| MARY BALDWIN COLLEGE | 22 | 18 | X | X* | X | X* | X* | X* | X | X* | X* | X | X | X | X | X | X | | | X* | X* | X* |
| MARY HOLMES JR COLLEGE | 35 | 4 | X | X | | | | | | | | | X* | | | | | X | | | | |
| MARY MANSE COLLEGE | 17 | 1 | | | | | | | | | | | | | X | | | | | | | |
| MARY WASHINGTON COLLEGE | 9 | 2 | | | | | | | | | | | | X* | X* | | | | | | | |
| MARYGROVE COLLEGE | 16 | 2 | | | | | | | | | X* | X* | | | | | | | | | | |
| MARYKNOLL SEMINARY | 18 | 3 | | | | | | | | | | | | | | | | | X* | X* | X* | |
| MARYLAND INST COL OF ART | 11 | 12 | X | X* | X* | X* | X* | X* | X* | X* | X | X | | X* | X | | | | | | | |
| MARYMOUNT COLLEGE | 17 | 7 | X* | X* | X* | X* | X* | X | X | | | | | | | | | | | | | |
| MARYMOUNT COLLEGE | 16 | 20 | X* | X* | X* | X* | X* | X | X | X* | X | X | X | X | X | X | X* | X* | X* | X* | X* | X* |
| MARYMOUNT MANHATTAN COL | 13 | 13 | X | X* | X | X | X | X | X | X | X | X | X* | X | X | | | | | | | |
| MARYMOUNT OF VIRGINIA | 19 | 7 | X | X* | X* | | X | X | X | X | | | | | | | | | | | | |
| MARYVILLE COLLEGE | 21 | 4 | | | X | | X* | X* | | | | | | X* | | | | | | | | |
| MARYWOOD COLLEGE | 17 | 17 | X | X* | X* | X* | X* | X* | X | X | X | X | X* | X* | X* | X* | X* | X* | X* | | | |
| MASSACHUSETTS BAY CMTY COL | 29 | 8 | | X | | X | X* | X* | X* | X* | X* | X* | | | | | | | | | | |
| MASSACHUSETTS COLLEGE OF ART | 8 | 1 | X | | | | | | | | | | | | | | | | | | | |
| MAYVILLE STATE COLLEGE | 7 | 6 | X* | X* | X* | X* | X* | X* | | | | | | | | | | | | | | |
| MCKENDREE COLLEGE | 20 | 6 | | | | | | | X* | X* | X* | X* | X* | X | | | | | | | | |
| MCPHERSON COLLEGE | 20 | 20 | X | X* | X* | X* | X* | X* | X* | X | X | X* | X* | X | X* | X* | X* | X* | X* | X* | X* | X* |
| MEDAILLE COLLEGE | 11 | 16 | | | X* | X* | X | X | X | X* | X | | X | X* | X* | X* | X* | X* | X | X* | | X |
| MEDGAR EVERS COLLEGE-CUNY | 10 | 2 | | | | | | | | | X* | X* | | | | | | | | | | |
| MENLO COLLEGE | 11 | 1 | | | | | | | | | | | | X | | | | | | | | |
| MERCER COUNTY CMTY COLLEGE | 29 | 6 | | | | | | | | | | | | | | X | X | X | X | X* | X* | |
| MERCY COLLEGE | 12 | 1 | | | | | | | | X* | | | | | | | | | | | | |
| MERCY COLLEGE OF DETROIT | 16 | 9 | | | | | | | | | | X | X | X | X | X | X* | X* | X | X* | | |
| MERCYHURST COLLEGE | 16 | 18 | X* | X* | X | X | X | X* | X | X | X* | X* | X | X | X* | X* | | X | X* | X* | X* | X* |

| Institution | Strati- fication Cell | No. of Years | | | | | | | | | | | | | | | | | | | | |
|------------------------------|-----------------------------|--------------------|----|----|----|----|----|----|----|----|----|----|----|----|----|----|----|----|----|----|----|----|
| | | | 85 | 84 | 83 | 82 | 81 | 80 | 79 | 78 | 77 | 76 | 75 | 74 | 73 | 72 | 71 | 70 | 69 | 68 | 67 | 66 |
| MUHLENBERG COLLEGE | 23 | 1 | | | | X* | | | | | | | | | | | | | | | | |
| MUNDELEIN COLLEGE | 12 | 14 | X* | X | X* | X | X | X | X | X* | X | X | X* | X* | X | | | X | | | | |
| MUSKINGUM COLLEGE | 22 | 5 | X* | | | | | | | | X* | X* | X* | X* | | | | | | | | |
| N.C. SCHOOL OF ARTS | 8 | 2 | | | | | | | | | | | | X | X | | | | | | | |
| N.C. WESLEYAN COLLEGE | 21 | 17 | X | X | X | X | X | X* | X* | X* | X | X | | X* | X* | X* | X* | X* | X* | X* | X* | |
| NAPA COLLEGE | 27 | 3 | | | | | | | | | | | | X | | | | | | | X* | X* |
| NASSAU COMMUNITY COLLEGE | 29 | 2 | | | | | | | X | | | | | | X* | | | | | | | |
| NASSON COLLEGE | 12 | 2 | | | | | | | | X | X* | | | | | | | | | | | |
| NATHANIEL HAWTHORNE COL | 31 | 4 | | | | | | | | | | | X | X | X | X* | | | | | | |
| NATIONAL COLLEGE OF EDUC | 11 | 13 | | | | | | X | X* | X* | | X* | X | X* | X | X* | X | X* | X | X* | X* | X* |
| NAZARETH COL OF ROCHESTER | 12 | 20 | X* | X* | X* | X* | X* | X* | X | X* | X | X | X | X* | X* | X* | X* | X* | X* | X* | X* | X* |
| NAZARETH COLLEGE | 11 | 10 | | | | | | | | | | X | X* | X | X* | X | X* | X | X* | X* | X* | X* |
| NEBRASKA WESLEYAN UNIVERSITY | 12 | 5 | | X* | X* | X* | X* | X | | | | | | | | | | | | | | |
| NEW COLLEGE | 7 | 3 | X* | | | | | | | | | | | X* | X* | | | | | | | |
| NEW HAMPSHIRE COLLEGE | 11 | 1 | | | | | | | | | | | | X* | X* | | | | | | | |
| NEW JERSEY INST OF TECH | 9 | 20 | X | X* | X | X | X | X | X* | X* | X* | X | X* | X* | X | X* | X* | X* | X* | X* | X* | X* |
| NEW MEX STATE UNIVERSITY | 1 | 7 | | | | | | | | | | | | | | X | X | X | X* | X | X* | X* |
| NEW MEXICO HIGHLANDS UNIV | 7 | 1 | | | | | | X | | | | | | | | | | | | | | |
| NEW MEXICO JR COLLEGE | 27 | 9 | | | | | | X* | X | X* | X* | X* | | X* | X | X | X* | | | | | |
| NEW MEXICO MILITARY INSTITUT | 27 | 1 | X | | | | | | | | | | | | | | | | | | | |
| NEW MEXICO ST U-CARLSBAD | 25 | 2 | | | | | | | | | X* | X* | | | | | | | | | | |
| NEW MEXICO ST UNIV-ALAM. | 26 | 5 | | | | | | | | | | X | X | X | X | X* | | | | | | |
| NEW RIVER COMMUNITY COLLEGE | 26 | 1 | | | | | | | | | | X* | | | | | | | | | | |
| NEW YORK UNIVERSITY | 5 | 7 | | | | | | | | | | | | X | X | X | X | | X | X | | X |
| NEWARK COL OF ARTS & SCIENCE | 3 | 4 | | | | | | | | X* | X* | X* | X | | | | | | | | | |
| NEWBURY JUNIOR COLLEGE | 32 | 2 | | | | | | | | | X | X | | | | | | | | | | |
| NEWTON COLLEGE | 18 | 8 | | | | | | | | | | | | | | | | | | | | |
| NIAGARA COUNTY CMTY COLLEGE | 28 | 9 | | X | | | | | | | | | | X* | X* | X* | X | X* | X* | X* | X* | X* |
| NORTH ADAMS STATE COLLEGE | 8 | 4 | X | X | X* | X | | | | | | | | | | | | | | | | |
| NORTH CAROLINA A&T STATE U | 34 | 16 | X | X | X | X* | X | X* | X* | X* | X* | X* | X* | X* | X* | X* | X | | | | | |
| NORTH CENTRAL COLLEGE | 22 | 1 | | | | | | | X | | | | | | | | | | | | | |
| NORTH DAKOTA STATE UNIV | 2 | 7 | X* | | | | | X* | | | | X* | | X* | | | X* | | | | X* | X* |
| NORTH FLORIDA JUNIOR COLLEGE | 25 | 4 | | | | X* | X* | X | X* | | | | | | | | | | | | X* | X* |
| NORTH GREENVILLE JR COL | 32 | 13 | | | | | X* | X | X* | X* | X* | X* | X* | | | | | X* | X* | X* | X* | X* |
| NORTH SHORE CMTY COLLEGE | 28 | 6 | X* | X* | X | X* | X | X* | | | | | | | | | | | | | X* | X* |
| NORTHAMPTON CO AREA C COL | 28 | 17 | X | X | X | X* | X | X* | X* | X* | X | X | X | X* | X* | X | | X* | X* | X* | | |
| NORTHEAST MISSOURI ST UNIV | 7 | 4 | X* | X | | | | | | | | X | X* | | | | | | | | | |
| NORTHEASTERN - BURLINGTON | 28 | 2 | | | | | | | | | | | | | | | | | | X* | X* | |
| NORTHEASTERN CHRISTIAN JC | 31 | 4 | | | | | | | | | | | | | X* | | | X | X* | X* | | |
| NORTHEASTERN ILLINOIS UNIV | 7 | 10 | X | X | X | X* | X | X | X* | X | X* | X | | | | | | | | | | |
| NORTHEASTERN JR COLLEGE | 27 | 2 | | | | | | | | | | | | | | X* | X* | | | | | |
| NORTHEASTERN ST COLLEGE | 7 | 9 | X* | X* | X* | X* | X* | | | | X | X* | X | X* | X* | | | | | | | |
| NORTHEASTERN UNIVERSITY | 4 | 20 | X | X* | X* | X | X* | X | X* | X | X* | X* | X | X | X* | X* | X* | X* | X* | X* | X* | X* |
| NORTHERN ESSEX CMTY COL | 29 | 9 | X | X | X | X | X | X | X | X | X | | | | | | | | | | X | |
| NORTHERN ILLINOIS UNIVERSITY | 2 | 11 | X* | X* | X* | X* | X* | X* | X* | X* | X* | X* | | | | | | | | | | |
| NORTHERN MICHIGAN UNIV | 7 | 1 | | | | | | | | | | | | | | | X* | | | | | |
| NORTHERN NEW MEXICO CMTY COL | 25 | 1 | | | | | | | X* | | | | | | | | | | | | | |
| NORTHLAND COLLEGE | 12 | 16 | | | | | | X | X | X* | X* | X | X* | X | X* | X | X* | X* | X* | X* | X* | X* |
| NORTHWEST CMTY COLLEGE | 27 | 3 | | | | | | | | | | | | | X* | X* | | | | | | |
| NORTHWEST COLLEGE | 24 | 1 | | | | | | | | | | | | | X* | | | | | | | |
| NORTHWEST MISSOURI ST COL | 7 | 17 | X* | X* | X* | X* | X* | X* | X* | X* | X* | X | X | X* | | | | X | X* | X* | X | X* |
| NORTHWESTERN COLLEGE | 22 | 12 | X* | X* | X | X | X* | X* | X* | X* | X | X* | X* | X* | | | | | | | | |
| NORTHWESTERN UNIVERSITY | 6 | 20 | X* | X* | X* | X* | X* | X* | X* | X* | X* | X* | X* | X* | X* | X* | X | X* | X | X* | X* | X* |
| NOTRE DAME COLLEGE | 16 | 4 | | | | | | | X* | X* | X* | X* | | | | | | | | | | |
| NOTRE DAME COLLEGE | 16 | 6 | X* | X* | X* | X* | X | X | | | | | | | | | | | | | | |
| NYACK COLLEGE | 21 | 2 | | X* | X | | | | | | | | | | | | | | | | | |
| OAKLAND CITY COLLEGE | 20 | 7 | X | | | | | X | X | X | | | | | | | X | | | | X* | X* |
| OAKLAND UNIVERSITY | 8 | 19 | X* | X* | X* | X* | X* | X* | X | X* | X | X* | X* | X* | X | X* | | X | X* | X* | X* | X* |
| OAKTON COMMUNITY COLLEGE | 28 | 1 | | | | X | | | | | | | | | | | | | | | | |
| OAKWOOD COLLEGE | 35 | 1 | | | | | | | | | | | | | X | | | | | | | |

| Institution | Strati- fication Cell | No. of Years | 85 | 84 | 83 | 82 | 81 | 80 | 79 | 78 | 77 | 76 | 75 | 74 | 73 | 72 | 71 | 70 | 69 | 68 | 67 | 66 |
|-----------------------------|-----------------------------|--------------------|----|----|----|----|----|----|----|----|----|----|----|----|----|----|----|----|----|----|----|----|
| OBERLIN COLLEGE | 14 | 16 | X* | X* | X* | X* | X | X* | | X | X | X | X | X* | X* | | | X* | X* | X* | X* | |
| OCCIDENTAL COLLEGE | 14 | 19 | X* | X* | | X | X* | X | X | X* | X* | X* | X* | X* | X* | X* | X* | X | X | X* | X* | X* |
| OHIO DOMINICAN COLLEGE | 16 | 20 | X* | X | X* | X* | X* | X* | X* | X* | X* | X* | X* | X* | X* | X* | X* | X* | X* | X* | X* | X* |
| OHIO NORTHERN UNIVERSITY | 22 | 7 | | | | | | | | | | X | X | X | X | X* | X | X* | | | | |
| OHIO STATE U | 1 | 18 | X* | X* | X* | X* | X* | X* | X* | X* | X* | X* | X* | X* | X | X* | | | X* | X* | X* | X* |
| OHIO STATE U-LIMA | 27 | 1 | | | | | | X* | | | | | | | | | | | | | | |
| OHIO STATE U-MANSFIELD | 27 | 1 | | | | | | X* | | | | | | | | | | | | | | |
| OHIO STATE U-MARION | 7 | 6 | X* | X* | X* | X | X* | X* | | | | | | | | | | | | | | |
| OHIO STATE U-NEWARK | 27 | 1 | | | | | | X* | | | | | | | | | | | | | | |
| OHIO TECHNICAL COLLEGE | 11 | 18 | X | X | X | X* | X* | X* | X* | X* | X | X* | X | X* | X* | X* | X | X* | X* | X* | | |
| OHIO U-CHILLOCOTHE | 25 | 15 | X* | X* | X* | X* | X* | X | X* | X | X | X* | X* | X* | X* | X* | X* | | | | | |
| OHIO UERSTY-ZANESVILLE | 26 | 1 | | | | | | | | | | | | | | | X | | | | | |
| OHIO UNIVERSITY | 2 | 3 | | | | | | | | | | | | | | | X | | | | | |
| OHIO WESLEYAN UNIVERSITY | 22 | 15 | X* | X* | X* | X* | X* | X* | X* | X* | X | X* | X* | X* | X* | X* | X* | | X | X* | | |
| OKLAHOMA BAPTIST UNIV | 21 | 5 | X* | | | | | X | X | X | X* | | | | | | | | | | | |
| OKLAHOMA CHRISTIAN COLLEGE | 11 | 9 | | | | | | | | | | X* | X | X | X | X* | X* | X* | X* | X | | |
| OKLAHOMA CITY UNIVERSITY | 23 | 2 | X* | X | | | | | | | | | | | | | | | | | | |
| OKLAHOMA STATE UNIVERSITY | 1 | 7 | X | | | | | | | | | | | | X* | X* | X* | | | X* | X* | X* |
| OLD DOMINION UNIVERSITY | 8 | 5 | X | | | | | | | | | | | X | X* | X* | X* | | | | | |
| OLIVET COLLEGE | 12 | 1 | | | | | | | | | | | | | | X | | | | | | |
| OLIVET NAZARENE COLLEGE | 21 | 2 | | | | | | | | | | | | | X | | | | | | | |
| ORAL ROBERTS UNIVERSITY | 12 | 9 | | | | | X | X* | X* | X* | X* | X* | X* | X* | | | | | X | | | |
| ORANGE COAST COLLEGE | 29 | 15 | | | | | X | X | X* | X | X | X* | X | X* | X | X | | X | X* | X | X* | X* |
| OREGON STATE UNIVERSITY | 1 | 2 | | | | | | | | | | | | | | | | | | | X | X |
| OTIS PARSONS ART INSTITUTE | 11 | 1 | X | | | | | | | | | | | | | | | | | | | |
| OTTAWA UNIVERSITY | 21 | 11 | | | | | | | X* | X* | X* | X* | | X* | X* | X* | X* | X* | X* | X* | | |
| OTTERBEIN COLLEGE | 22 | 13 | X* | X* | X* | X* | X* | X* | X* | X | X* | X* | X* | X* | X* | X* | | | | | | |
| OUR LADY OF THE LAKE COL | 16 | 13 | X* | | | | | | | X | X | X | X | X* | X | X | X* | X* | X* | X | X* | X* |
| PACE COLLEGE | 12 | 13 | | | | X | | X | | X* | | X | X | X | X | X* | X* | X* | X* | X | X* | X* |
| PACE UNIV-WESTCHESTER | 11 | 6 | | X* | | | | X* | | X | | X | | X | | | | X | | | | |
| PACIFIC UNION COLLEGE | 21 | 1 | | | | | | | | | | | X* | | | | | | | | | |
| PACIFIC UNIVERSITY | 12 | 14 | X* | X | X* | X* | X* | X | X* | X* | X* | X* | X* | X* | X* | X* | | | | | | |
| PACKER COLLEGIATE INST | 30 | 5 | | | | | | | | | | | | | | | X* | X* | X | X* | X* | |
| PADUCAH JUNIOR COLLEGE | 16 | 3 | | | | | | | | | | | | | | | X | X* | X* | | | |
| PAINE COLLEGE | 35 | 1 | X | | | | | | | | | | | | | | | | | | | |
| PALMER JUNIOR COLLEGE | 31 | 1 | | | | | | | | | | | | X | | | | | | | | |
| PARK COLLEGE | 20 | 9 | X* | | | | | | | | X* | X* | X | X | X | X | | | | X* | X* | |
| PARKS COLLEGE OF ST LOUIS | 11 | 9 | | | | | X* | X | X* | X | X | X | X* | X | X | | | | | | X* | X* |
| PARSONS COLLEGE | 22 | 5 | | | | | | | | | | | | | | X* | X | X* | X* | X* | | |
| PASSAIC COMMUNITY COLLEGE | 27 | 2 | | | | | | | | | | | | X | X | | | | | | | |
| PATRICK HENRY COMMUNITY COL | 26 | 1 | | | | | | | | | | X* | | | | | | | | | | |
| PENN ST U-ALLENTOWN | 25 | 11 | X | X* | X* | X* | X* | X* | X* | X* | X* | X* | | | | | | | | | X* | |
| PENN ST U-ALTOONA | 28 | 10 | | X* | X* | X* | X* | X* | X* | X* | X* | X* | | | | | | | | | X | |
| PENN ST U-BEAVER | 27 | 11 | X* | X* | X* | X* | X* | X* | X* | X* | X* | X | | | | | | | | | X | |
| PENN ST U-BEHRENDIS | 8 | 11 | X | X* | X* | X* | X | X | X | X* | X* | X | | | | | | | | | X | |
| PENN ST U-BERKS | 27 | 11 | X | X | X | X* | X* | X* | X* | X* | X* | X* | | | | | | | | | X | |
| PENN ST U-CAPITOL | 6 | 2 | | | | | | | | | | | | | | | | X | X | | | |
| PENN ST U-DELAWARE | 27 | 11 | X* | X* | X* | X* | X* | X* | X | X* | X | X* | | | | | | | | | X | |
| PENN ST U-DUBOIS | 25 | 12 | X* | X* | X* | X* | X* | X* | X* | X* | X* | X* | X* | | | | | | | | X | |
| PENN ST U-FAYETTE | 25 | 10 | X* | X* | X* | X* | X* | X* | X* | X* | X* | X* | | | | | | | | | X | |
| PENN ST U-HAZLETON | 28 | 12 | X* | X* | X* | X* | X* | X | X* | X | X | X* | X* | | | | | | | | X | |
| PENN ST U-MAIN CAMPUS | 2 | 16 | X | X | X | X | X | X | X* | X* | X | X* | | | | X | X | | | | X | |
| PENN ST U-MCKEESPORT | 7 | 10 | X* | X | X | X* | X | X | X* | X* | X* | X* | | | | | | | | | X | |
| PENN ST U-MOUNT ALTO | 27 | 11 | X* | X* | X* | X* | X* | X* | X* | X* | X* | X | | | | | | | | | X | |
| PENN ST U-NEW KENSINGTON | 27 | 11 | X* | X* | X* | X* | X* | X* | X* | X* | X* | X* | | | | | | | | | X | |
| PENN ST U-OGONTZ | 28 | 11 | X* | X* | X* | X* | X* | X* | X* | X* | X* | X* | | | | | | | | | X | |
| PENN ST U-SCHENANGO VALLEY | 25 | 12 | X* | X* | X* | X* | X* | X* | X* | X | X* | X* | X | | | | | | | | X | |
| PENN ST U-SCHULYHILL | 25 | 11 | X* | X* | X* | X* | X* | X* | X* | X | X | X | | | | | | | | | X | |
| PENN ST U-SCRANTON | 27 | 13 | X* | X* | X* | X* | X* | X* | X* | X* | X* | X* | X* | | | | X* | | | | X | |
| PENN ST U-WILKES BARRE | 25 | 12 | X* | X* | X* | X* | X* | X* | X* | X* | X* | X* | | | | | X* | | | | X* | |

| Institution | Stratification Cell | No. of Years | | | | | | | | | | | | | | | | | | | | |
|-----------------------------|---------------------|--------------|----|----|----|----|----|----|----|----|----|----|----|----|----|----|----|----|----|----|----|----|
| | | | 85 | 84 | 83 | 82 | 81 | 80 | 79 | 78 | 77 | 76 | 75 | 74 | 73 | 72 | 71 | 70 | 69 | 68 | 67 | 66 |
| PENN ST U-YORK | 27 | 12 | X* | X* | X* | X* | X* | X* | X* | X* | X* | X* | | | | X* | | | | X | | |
| PEPPERDINE COLLEGE | 12 | 16 | X | X | X | X | X | | | | X | X* | X | X* | X* | X | X | X | X* | X* | | |
| PERU STATE COLLEGE | 7 | 8 | | | | | | | | | X* | | | | X | X | | | X* | X* | X* | X* |
| PFEIFFER COLLEGE | 20 | 2 | | | | | | | | | | | | X* | X* | | | | | | | |
| PHILA COLLEGE OF ART | 12 | 13 | X* | X* | X* | X* | X | X | X | X | X | | | | X | X* | X* | | | | | |
| PHILA COLLEGE OF BIBLE | 11 | 8 | | | | | | | | | X* | X* | X | X | X | X* | X* | | | | | |
| PHILA COLLEGE OF TEX & SCI | 13 | 15 | X* | X* | X* | X* | X* | X* | X* | X* | X | X | X | X | X | X | X | | | | | |
| PHILA COLLEGE PHAR & SCI | 13 | 16 | X* | X* | X* | X* | X* | X* | X* | X* | X* | X* | X* | X* | X* | X* | X* | X* | X* | X* | | |
| PHILANDER SMITH COLLEGE | 35 | 6 | | | | | | | | | | | | | X* | X* | X | X* | X* | X* | | |
| PHILLIPS UNIVERSITY | 22 | 2 | | | | | | | | | | | | X* | X* | | | | | | | |
| PIKEVILLE COLLEGE | 20 | 2 | X* | X | | | | | | | | | | | | | | | | | | |
| PINE MANOR COLLEGE | 11 | 18 | X* | X | X* | X* | X* | X | X* | X | X* | X* | X* | X* | X* | X* | X* | X* | X | X | X* | |
| PITT TECHNICAL INSTITUTE | 27 | 9 | | | | | | | | | X | X | X | X | X | X* | | | | X | X | |
| PITTSBURGH STATE UNIVERSITY | 7 | 4 | | | X* | X* | X* | X* | | | | | | | | | | | | | | |
| PITZER COLLEGE | 13 | 12 | X* | X* | X | X | X* | X | X | X | X* | X | X | | | | | | | | | X* |
| POINT PARK COL | 11 | 1 | | | | | | | | | | | | X | | | | | | | | |
| POLYTECHNIC INST OF N.Y. | 14 | 19 | X | X | X | X | X | X | | X* | X | X* | X* | X | X* | X* | X* | X* | X* | X* | X* | X* |
| POMONA COLLEGE | 14 | 8 | | X | | | | | | | | X* | X | X | X | X | X | | | X | X* | |
| PRAIRIE STATE COLLEGE | 29 | 13 | | | | | | | | X | X | X | X* | X | X* | X | X | X* | X | X | X* | X* |
| PRATT INSTITUTE | 4 | 9 | | | | | | | | | | X | X | X | X | X | X | | | | X* | X* |
| PRESBYTERIAN COLLEGE | 22 | 4 | | X | X* | | | | X* | | | X* | | | | | | | | | X* | X* |
| PRESCOTT COLLEGE | 13 | 3 | | | | | | | | | | | | | | | | | | | | |
| PRINCETON UNIVERSITY | 6 | 20 | X* | X* | X* | X* | X* | X* | X* | X* | X* | X* | X* | X* | X* | X* | X* | X* | X* | X* | X* | X* |
| PROVIDENCE COLLEGE | 18 | 3 | | | | | | | | | | | | | X* | X* | X* | X* | X* | X* | X* | X* |
| PURDUE UNIVERSITY | 2 | 5 | | | | | | | | | | | | | | | | X | X | X | X | X |
| QUEENS COLLEGE | 21 | 9 | | | | X* | X | X* | X | X* | X* | X* | X* | X* | | | | | | | | |
| QUINCY COLLEGE | 17 | 8 | X | X* | X* | X* | X* | X* | X* | X* | | | | | | | | | | | | |
| QUINNIPIAC COLLEGE | 11 | 2 | X | X | | | | | | | | | | | | | | | | | | |
| QUINSIGAMOND CMTY COLLEGE | 28 | 7 | X | X* | | | | | | | | | | | | | | X* | X* | X* | X* | X |
| RADCLIFFE COLLEGE | 6 | 3 | | | | | | | | | | | | | | | | | X | X* | | X |
| RADFORD UNIVERSITY | 7 | 1 | X | | | | | | | | | | | | | | | | | | | |
| RAINEY RIVER ST JR COLLEGE | 25 | 13 | X | X | X* | X* | X* | X* | X* | X* | X* | X* | X* | X* | | | | | | | X* | |
| RAMAPO COL OF NEW JERSEY | 8 | 8 | X | | | | | | | X | X | X | X | X | X* | X | | | | | | |
| RANDOLPH MACON WOMANS COL | 23 | 17 | X* | X* | X* | X* | X* | X* | X* | X* | X* | X* | X* | X* | X* | X* | X* | X* | X* | | X* | |
| RANDOLPH-MACON COLLEGE | 23 | 9 | X* | X* | | | X* | X* | | | | | X* | X* | X* | X* | X* | X* | X* | | | |
| RANGER COLLEGE | 26 | 6 | | | | | | | | | | | | | | X* | X* | X | X* | X* | X | |
| RAPPAHANNOCK CMTY COL | 26 | 1 | | | | | | | | | | X | | | | | | | | | | |
| REED COLLEGE | 14 | 18 | X | X | X | X | X* | X | X | X | X* | X | X* | X | X* | X* | X | | X* | X* | | X |
| REGIS COLLEGE | 16 | 4 | | X* | X* | | | X* | X* | X | | | | | | | | | | | | |
| REGIS COLLEGE | 13 | 19 | X* | X* | X* | X* | X* | X* | X* | X* | X* | X* | X* | X* | X* | X* | X* | X* | X* | X* | X* | X* |
| REINHARDT COLLEGE | 31 | 8 | X | | | | | | | | | X* | X* | X* | X* | X* | X | X* | | | | |
| RENSSELAER POLY INSTITUTE | 6 | 7 | | | | | | X* | | | | | | | X* | X* | X* | X* | | | | |
| RHODE ISLAND CMTY COLLEGE | 29 | 4 | | | | | | | X* | X | X* | X | | | | | | | | | | |
| RHODE ISLAND COLLEGE | 8 | 20 | X* | X* | X* | X* | X* | X* | X* | X* | X* | X* | X* | X* | X* | X | X* | X* | X* | X* | X* | X* |
| RHODE ISLAND SCH OF DESIGN | 13 | 12 | X* | X* | X* | X* | X* | X* | X* | X | X* | X* | X* | | | | | | | X* | X | X* |
| RICE UNIVERSITY | 6 | 10 | | | X | | X | | X* | X* | X | X* | | X* | X* | X* | X* | | | | | |
| RICHARD BLAND COLLEGE | 26 | 2 | | | | | | | | | | | X* | X* | | | | | | | | |
| RICKS COLLEGE | 33 | 2 | | | | | | | | | | | | | | | | | | | X* | X* |
| RIDER COLLEGE | 12 | 20 | X* | X* | X* | X* | X* | X* | X* | X* | X* | X* | X* | X* | X* | X* | X* | X* | X* | X* | X | X* |
| RINGLING SCHOOL OF ART DSGN | 11 | 1 | X | | | | | | | | | | | | | | | | | | | |
| RIO GRANDE COLLEGE | 11 | 1 | | | | | | | | | | | | | | | X | | | | | |
| RIPON COLLEGE | 13 | 1 | | | | | X | | | | | | | | | | | | | | | |
| ROANOKE CHOWAN TECH INST | 25 | 5 | | | | X | X | X* | X* | X | | | | | | | | | | | | |
| ROANOKE COLLEGE | 22 | 4 | X* | | | | | | | X | X* | X* | | | | | | | | | | |
| ROBERT MORRIS COLLEGE | 11 | 7 | X* | X* | X | X | X | X | X | | | | | | | | | | | | | |
| ROBERTS WESLEYAN COLLEGE | 22 | 2 | X* | | | | | | | | | | | | | | | | | | | |
| ROCHESTER INST OF TECH | 12 | 2 | X | | | | | | | | | | | | X* | | | | | | | |
| ROCKFORD COLLEGE | 13 | 20 | X | X | X* | X | X | X | X | X | X* | X* | X* | X* | X* | X* | X* | X* | X | X | X* | X* |
| ROCKHURST COLLEGE | 16 | 18 | X | X | X* | X | X | X | X* | X* | X* | X* | X* | X* | X* | X* | X* | X | X* | X* | X* | X* |
| ROGER WILLIAMS COLLEGE | 11 | 7 | | | | | | | | | | | X | X | X | | X | X | X* | X | | |

| Institution | Strati- fication Cell | No. of Years | 85 | 84 | 83 | 82 | 81 | 80 | 79 | 78 | 77 | 76 | 75 | 74 | 73 | 72 | 71 | 70 | 69 | 68 | 67 | 66 | |
|------------------------------|-----------------------------|--------------------|----|----|----|----|----|----|----|----|----|----|----|----|----|----|----|----|----|----|----|----|----|
| ROLLINS COLLEGE | 13 | 14 | X* | X* | X* | X* | X* | X* | X | X | X | | | | | | | X* | X* | X* | X* | X* | |
| ROSARY COLLEGE | 17 | 14 | X* | X* | X* | X* | X* | X | X | X* | X* | X | X* | X | X* | X* | | | | | | | |
| ROSEMONT COLLEGE | 17 | 3 | | | | | | | | | | X | X* | X | X* | X* | | | | | | | |
| RUSSELL SAGE COLLEGE | 12 | 15 | X* | X* | X* | X* | X* | X* | X* | X* | X* | X* | X* | X* | X* | X* | X* | | | | | | |
| RUTGERS-CAMDEN COLLEGE | 8 | 8 | X* | X* | X* | | X* | X | X | X* | X* | | | | | | | | | | | | |
| SACRAMENTO CITY COLLEGE | 29 | 1 | | | | | | | | | | | | | | | | | | | | | X |
| SACRED HEART UNIVERSITY | 16 | 5 | | | | | | | | | | X | X* | X | X | X | | | | | | | |
| SAGINAW VALLEY ST | 8 | 2 | | | | | | | | X* | X | | | | | | | | | | | | |
| SAINT ALPHONSUS COLLEGE | 19 | 3 | | | | | X | X | X* | | | | | | | | | | | | | | |
| SAINT ANDREWS PRESBYTERIAN C | 22 | 13 | X* | X | X* | X* | X* | X* | X* | X | X* | X* | X* | X* | X* | | | | | | | | |
| SAINT ANSELM'S COLLEGE | 17 | 2 | | | | | | | | | | | | | | X* | X* | | | | | | |
| SAINT AUGUSTINES COLLEGE | 35 | 1 | | | | | | | | | | | | | | X | | | | | | | |
| SAINT BENEDICT COLLEGE | 16 | 2 | | | | | | | | | | | | | | | | | X* | X* | | | |
| SAINT CATHARINE JR COLLEGE | 30 | 14 | X* | X* | X* | X* | X* | X* | X* | X* | X* | X* | X* | X* | X* | X* | | | | | | | |
| SAINT EDWARDS UNIVERSITY | 16 | 19 | X* | X* | X* | X | X | X | X* | X* | X* | X* | X | X* | X* | | X* | X* | X* | X* | X* | X* | X* |
| SAINT FRANCIS COLLEGE | 17 | 10 | X | X* | X | X | X* | X | X | X* | X* | | | | X | | | | | | | | |
| SAINT JOHN COL OF CLEVELAND | 17 | 9 | | | | | | | | | | | | X* | X* | X* | X* | X* | X* | X* | X | X* | |
| SAINT JOHN FISHER COL INC | 18 | 11 | | | | | | | | | | X | X | X | X | X* | X* | X* | X* | X* | X* | X* | |
| SAINT JOHN'S COLL-SANTA FE | 14 | 1 | | | | | | | | | | | | | | X* | | | | | | | |
| SAINT JOHN'S COLLEGE | 12 | 13 | X* | X* | X* | X* | X* | X* | X* | X* | X* | X* | X* | X* | X* | | | | | | | | |
| SAINT JOHNS UNIVERSITY | 4 | 4 | | | | | | | | | | | | X | X* | X* | | | | | | | |
| SAINT JOHNS UNIVERSITY | 18 | 18 | X* | X | X | X* | X* | X* | X* | X* | X* | X* | X* | X* | X* | X* | X* | X* | X* | X* | | | |
| SAINT JOSEPH COLLEGE | 17 | 20 | X* | X* | X* | X* | X* | X* | X* | X* | X* | X | X* | X | X* | X* | X* | X* | X* | X* | X* | X* | X* |
| SAINT JOSEPH'S COLLEGE | 18 | 5 | | | | | | | | X | | | | X* | X* | X* | | | | | | | |
| SAINT LAWRENCE SEMINARY | 30 | 3 | | | | | | | | | | | | | | | | | X* | X* | X* | | |
| SAINT LAWRENCE UNIVERSITY | 13 | 5 | X* | | | X* | | | | X* | | | | X | | | X* | | | | | | |
| SAINT LEO COLLEGE | 16 | 3 | | | | | | X | X | | | | | | | | | | | | | | |
| SAINT LOUIS INST OF MUSIC | 15 | 2 | | | | | | | | | | | | X | X | | | | | | | | |
| SAINT LOUIS UNIVERSITY | 4 | 13 | | | X | | | | X | | | X | X* | X | X | X* | X | X* | X* | X* | X* | X* | X* |
| SAINT MARY COLLEGE | 17 | 14 | X* | X* | X* | X* | X | X* | X* | X | X* | X* | X* | X* | X* | X* | | | | | | | |
| SAINT MARY OF THE PLAINS COL | 16 | 13 | X* | X | X* | X* | X* | X | X* | X | X* | X* | X* | X* | X | | | | | | | | |
| SAINT MARY'S COLLEGE | 18 | 12 | X | X | X | | X* | X* | X* | X | X* | X* | X* | X* | X* | | | | | | | | |
| SAINT MARY'S JUNIOR COLLEGE | 31 | 1 | | | | | | | | | | | | | | X* | | | | | | | |
| SAINT MARY'S UNIVERSITY | 16 | 5 | | | | | | | X* | X | X* | X | X* | | | | | | | | | | |
| SAINT MARYS COL OF O'FALLON | 30 | 9 | | | | X | | X | X | X | X | X* | X* | X | X* | | | | | | | | |
| SAINT MARYS COLLEGE | 16 | 15 | X | X | X | X* | X* | X* | X | X | X | X* | X* | X* | X* | | | X* | X* | X* | | | |
| SAINT MARYS COLLEGE OF CALIF | 18 | 19 | X* | X* | X* | X | X | X | X | X | X | X* | X* | X* | X* | X* | X* | X* | X* | X* | | | X |
| SAINT MARYS COLLEGE OF MD | 7 | 17 | X | X* | X | X* | X* | X* | X* | X* | X* | X* | X* | X* | X | | | | X* | X* | X* | X* | X* |
| SAINT MARYS DOMINICAN COLL | 17 | 14 | | | | | | | X | X* | X* | X* | X* | X | X* | X* | X* | X* | X* | X* | X* | X* | X* |
| SAINT MEINRAD SEMINARY | 16 | 20 | X* | X* | X* | X* | X | X* | X* | X* | X* | X | X* | X* | X* | X* | X* | X* | X* | X* | X* | X* | X* |
| SAINT NORBERT COLLEGE | 17 | 20 | X | X | X | X | X | X | X* | X | X* | X* | X* | X* | X | X | X* | X* | X* | X* | X* | X* | X* |
| SAINT OLAF COLLEGE | 23 | 2 | | | | | X* | | X* | | | | | | | | | | | | | | |
| SAINT PAUL'S COLLEGE | 30 | 14 | X* | X* | X* | X* | X* | X* | X* | X* | X* | X* | X* | X* | X* | X* | | | | | | | |
| SAINT PETER'S COLLEGE | 16 | 2 | | | | | | X* | X* | | | | | | | | | | | | | | |
| SAINT PETERSBURG JR COLLEGE | 29 | 2 | | | | | | | | | | | | | | X | | | | | | | X* |
| SAINT PIUS X SEMINARY | 31 | 1 | | | | | | | | | | | | | | | | | | | | | X* |
| SAINT VINCENT COLLEGE | 17 | 4 | X* | X | X | X* | | | | | | | | | | | | | | | | | |
| SAINT XAVIER COLLEGE | 16 | 8 | | | | | | | | | | | X* | X | X | X | X* | X | X* | X* | | | |
| SALEM COLLEGE | 11 | 4 | | | | | | | X* | X | X | X* | | | | | | | | | | | |
| SALEM COLLEGE | 23 | 20 | X* | X* | X* | X* | X* | X* | X* | X* | X* | X* | X | X* | X* | X* | X* | X* | X* | X* | X* | X* | X* |
| SALEM COMMUNITY COLLEGE | 31 | 1 | | | | | | | | X* | | | | | | | | | | | | | |
| SALISBURY STATE COLLEGE | 7 | 4 | | | | | | | | | | | | X | X | X* | X* | | | | | | |
| SALVE REGINA COLLEGE | 16 | 1 | | | | | | | | | | X* | | | | | | | | | | | |
| SAM HOUSTON STATE UNIV | 7 | 4 | | | | | | | | | | | X | X* | X* | X | | | | | | | |
| SAN FRANCISCO ART INSTITUTE | 13 | 3 | X | | | | | | | | | X | | X | | | | | | | | | |
| SAN FRANCISCO CONS MUSIC | 15 | 0 | | | | | | | | | | | | | | | | | | | | | |
| SAN JOSE CITY COLLEGE | 29 | 1 | | | | | | | | | | | | | | | | | | | | | X* |
| SAN LUIS REY COLLEGE | 18 | 3 | | | | | | | | | | | | | | | | | | X* | X* | | X* |
| SANTA BARBARA CITY COLLEGE | 29 | 3 | | | | | | | | | | | | | | | | X | | | | | X* |
| SARAH LAWRENCE COLLEGE | 14 | 7 | | | | | | | | X | X | X | | X* | X* | X* | X* | | X* | | | | X* |

| Institution | Strati- fication Cell | No. of Years | 85 | 84 | 83 | 82 | 81 | 80 | 79 | 78 | 77 | 76 | 75 | 74 | 73 | 72 | 71 | 70 | 69 | 68 | 67 | 66 |
|------------------------------|-----------------------------|--------------------|----|----|----|----|----|----|----|----|----|----|----|----|----|----|----|----|----|----|----|----|
| | | | -- | -- | -- | -- | -- | -- | -- | -- | -- | -- | -- | -- | -- | -- | -- | -- | -- | -- | -- | -- |
| TUSCULUM COLLEGE | 11 | 2 | | | | | | | | X* | X* | | | | | | | | | | | |
| TUSKEGEE INSTITUTE | 35 | 8 | X* | X* | X* | X* | X* | X | X* | X* | | | | | | | | | | | | |
| TYLER JUNIOR COLLEGE | 29 | 2 | | | | | | | | | | | | | | | | | | X | X* | |
| U OF AKRON | 1 | 8 | | | | | | | | | | | | | X | X | X | X | X | X* | X* | X* |
| U OF ALABAMA-BIRMINGHAM | 1 | 2 | | | | | | | | X | | | | | | | | | | | | |
| U OF ALABAMA-HUNTSVILLE | 2 | 9 | X* | | | | | | | | X* | X* | X* | X | X* | X* | X* | X* | | | | |
| U OF ALASKA | 1 | 7 | X | | | | | | | | | | | | | X | X | X | X | X* | | X |
| U OF ARIZONA | 1 | 1 | | X | | | | | | | | | | | | | | | | | | |
| U OF ARKANSAS-LITTLE ROCK | 7 | 8 | X | X | X | X | X | X | X | X | | | | | | | | | | | | |
| U OF ARKANSAS-PINE BLUFF | 34 | 19 | X* | X | X | | X* | X | X | X | X | X | X* | X | X* | X | X | X | X | X* | X | X* |
| U OF BRIDGEPORT | 12 | 11 | X | X | X | X* | X | X | X | X | X | X | X | | | | | | | | | |
| U OF CALIF-BERKELEY | 3 | 18 | X | X | X | X | X | X | X | X | X* | X* | X* | X | X | X | | | | X | X | X |
| U OF CALIF-DAVIS | 3 | 4 | | | | | | | | | | X* | | | | | | | | X* | X | X |
| U OF CALIF-IRVINE | 3 | 16 | X | X | X | X | X | X | X | X | X | X | X | X* | | | | | | X* | X* | X* |
| U OF CALIF-LOS ANGELES | 3 | 17 | X* | X | X* | X | X | X | X | X | X | X | X* | X* | | | | X* | X | X | X* | X* |
| U OF CALIF-RIVERSIDE | 3 | 11 | | X | | | X | X | X | X | X | | | | | | X* | X* | X* | X* | X* | X* |
| U OF CALIF-SAN DIEGO | 3 | 3 | | X | | | | | | | | | | | | | | | X | X* | | |
| U OF CALIF-SANTA BARBARA | 3 | 19 | X | X | X | X | X | X | X | X | | X | X | X* | X | X* | X* | X | X | X* | X | X* |
| U OF CALIF-SANTA CRUZ | 3 | 17 | X* | X* | X* | X | X | X* | | X* | X | | X* | X* | X* | X* | X* | X* | X* | X* | X* | |
| U OF CINCINNATI | 2 | 3 | X | | | | | | X* | X | | | | | | | | | | | | |
| U OF COLORADO | 3 | 5 | | | | | | | | | | | | | | | | X | X | X | X | X |
| U OF COLORADO-DENVER | 1 | 5 | | | | | | | | | | | X* | X | X | X | | X* | | | | |
| U OF CONNECTICUT | 2 | 11 | X* | | X* | | X | | X | X* | X* | X* | X | X | | | X | | | | | X* |
| U OF CONNECTICUT-HARTFORD | 2 | 2 | X | | | | X | | | | | | | | | | | | | | | |
| U OF CONNECTICUT-SOUTHEAST | 25 | 2 | X* | | | | X* | | | | | | | | | | | | | | | |
| U OF CONNECTICUT-STAMFORD | 25 | 2 | X* | | | | X* | | | | | | | | | | | | | | | |
| U OF CONNECTICUT-TORRINGTON | 25 | 2 | X | | | | X* | | | | | | | | | | | | | | | |
| U OF CONNECTICUT-WATERBURY | 27 | 2 | X | | | | X | | | | | | | | | | | | | | | |
| U OF D.C.-VAN NESS | 7 | 8 | | | | | X | X | X | X* | X | | X | X* | X | | | | | | | |
| U OF DALLAS | 18 | 5 | | | | | | | | | | | | | | | | X | X* | X | X | X* |
| U OF DAYTON | 17 | 1 | | | | | | | | | | | | | | | X* | | | | | |
| U OF DELAWARE | 2 | 20 | X* | X* | X* | X | X* | X* | X* | X* | X | X* | X* | X | X* | X | X* | X | X* | X* | X* | X* |
| U OF DENVER | 4 | 18 | X | X | | | X | X | X | X* | X | X* | X | X | X* | X | X | X | X* | X* | X* | X* |
| U OF DETROIT | 4 | 8 | | | | | | | | | X | | | | X | | | | | X* | X* | X* |
| U OF EVANSVILLE | 21 | 3 | X | X | X | | | | | | | | | | | | | | | | | |
| U OF GEORGIA | 2 | 15 | X* | X | X | X* | X | X | X | X | X | | | | X* | X | | | X | X* | X* | X* |
| U OF HARTFORD | 12 | 9 | X | | | X* | X* | X* | X* | X | | | | | | | | | | X* | X | X |
| U OF HOUSTON | 1 | 2 | X | | | | X | | | | | | | | | | | | | | | |
| U OF IDAHO | 1 | 4 | | | | | | | | | | | | | | | | | | | X* | X* |
| U OF ILLINOIS | 3 | 12 | | | | | | | | | X* | X* | X | X* | X* | X | X* | X* | X* | X* | X | X |
| U OF ILLINOIS-CHICAGO CIRCLE | 8 | 4 | | | | | | | X | | X | X | | | X | | | | | | | |
| U OF IOWA | 2 | 5 | | | | | | | | | | | | | | | X | X* | X* | X* | | X |
| U OF KANSAS | 2 | 5 | | | | | | | | | | | | | | | X | X | X | X* | X | |
| U OF KENTUCKY | 1 | 10 | | | | | | | | | | X | X | X* | X | X | X | X* | X* | X* | X | X* |
| U OF LOUISVILLE | 1 | 15 | X* | X* | X* | X* | X* | X* | X* | X* | X | | | | | | X* | X* | X* | X* | X* | X* |
| U OF MAINE-AUGUSTA | 27 | 4 | | | | | | | | | | | | | | X | X* | X* | X* | | | |
| U OF MAINE-BANGOR | 26 | 1 | | | | | | | | | | | | | | X | | | | | | |
| U OF MAINE-FARMINGTON | 7 | 3 | | | | | | | | | | | | | | X | X* | X* | | | | |
| U OF MAINE-FORT KENT | 7 | 5 | | | | | | | | | | X* | X | | | X | X* | X* | | | | |
| U OF MAINE-ORONO | 2 | 7 | | X* | X* | X* | X* | | | | | | | | | X | X* | X | | | | |
| U OF MAINE-PORTLAND-GORHAM | 9 | 3 | | | | | | | | | | | | | | X | X | X | | | | |
| U OF MAINE-PRESQUE ISLE | 7 | 4 | | | | | | | | X* | | | | | | X | X* | X | | | | |
| U OF MARYLAND-BALTIMORE CO | 8 | 8 | X* | | | | | | | X* | X | X* | X* | X | X* | | | | | | | |
| U OF MARYLAND-EASTERN SHORE | 34 | 3 | | | | | | X | | X | | X* | | | | | | | | | | |
| U OF MASSACHUSETTS-AMHERST | 3 | 18 | X* | X* | X* | X* | X* | X* | X* | | X* | X | X* | X* | X* | X* | X* | X* | X* | X* | X* | X* |
| U OF MASSACHUSETTS-BOSTON | 2 | 2 | | X | | | | | | | | | | | | | | | | | | |
| U OF MIAMI | 4 | 13 | X* | X* | X* | X* | X* | X* | | X* | X* | X* | X* | X* | X* | X* | | | | | | |
| U OF MICHIGAN | 3 | 11 | | | | | | | | | | X | X* | X | X | X | X | X* | X* | X* | X* | X* |
| U OF MICHIGAN-DEARBORN | 8 | 3 | | | | | | | X* | X | | | | | | X* | | | | | | |
| U OF MICHIGAN-FLINT | 8 | 13 | X | X* | | X | X* | X* | X* | X* | X* | X* | X* | X* | X* | X* | | | | | | |

| Institution | Stratification Cell | No. of Years | 85 | 84 | 83 | 82 | 81 | 80 | 79 | 78 | 77 | 76 | 75 | 74 | 73 | 72 | 71 | 70 | 69 | 68 | 67 | 66 |
|----------------------------|---------------------|--------------|----|----|----|----|----|----|----|----|----|----|----|----|----|----|----|----|----|----|----|----|
| U OF MINNESOTA-DULUTH | 1 | 1 | | | | | | | | | | X* | | | | | | | | | | |
| U OF MINNESOTA-MORRIS | 8 | 5 | X | | | X | | | X | | | X* | | | X | | | | | | | |
| U OF MISSISSIPPI | 1 | 4 | | | | | | | | | | | | | | | | X* | X | X | X | X* |
| U OF MISSOURI-COLUMBIA | 2 | 12 | X* | X* | X* | X* | X* | X* | X* | | | | | | | | X | X | X | X | X | X |
| U OF MISSOURI-KANSAS CITY | 1 | 16 | X* | X | X* | X | X | | | X | X* | X | X | X* | X* | X* | X | X* | X* | X* | X | |
| U OF MISSOURI-ROLLA | 9 | 12 | | X | X | X* | | | X | | | X* | X* | X* | X* | X* | X* | X* | X* | X* | X | |
| U OF MISSOURI-ST LOUIS | 1 | 19 | X | X | X | X | X | X* | X | X | X | X | X* | X | X* | X* | X* | X* | X* | X* | X | |
| U OF NC-CHAPEL HILL | 3 | 20 | X* | X* | X* | X* | X* | X* | X* | X* | X | X* | X | X* | X* | X | X* | X* | X | X | X* | X* |
| U OF NC-CHARLOTTE | 8 | 1 | | | | | | | | | | | X* | | | | | | | | | |
| U OF NC-WILMINGTON | 7 | 5 | | X* | | | | X | X | X | X* | | | | | | | | | | | |
| U OF NEBRASKA | 1 | 6 | | | | | | | | | | | | | | X | X | X | X | X | X* | |
| U OF NEVADA | 1 | 6 | | | | | | | | | | X* | X | X | X | X* | | | | | | X* |
| U OF NEW HAMPSHIRE | 2 | 8 | | X* | | | | | | | X* | | X* | X* | | | | | X* | X* | X* | X* |
| U OF NEW HAVEN | 11 | 2 | | | | | | | | X* | X | | | | | | | | | | | |
| U OF NEW MEXICO | 1 | 7 | | | | X | | X | | | | | | | | | | X | X | X* | X | X |
| U OF NORTH DAKOTA | 2 | 19 | X* | X* | X* | X* | X* | X* | X | X* | X* | X* | X | X* | X* | X | X | X | X* | X* | X* | |
| U OF NORTHERN IOWA | 9 | 3 | | | | X* | | | | | X | X | | | | | | | | | | |
| U OF NOTRE DAME | 6 | 11 | X* | | X* | X* | X* | X* | X* | | | X* | X* | X* | X* | X* | | | | | | |
| U OF OREGON | 1 | 1 | | | | | | | | | X | | | | | | | | | | | |
| U OF PENNSYLVANIA | 6 | 14 | | | | | | | X | X | X | X* | X | X | X | X* | X | X | X | X* | X* | X* |
| U OF PITTSBURGH | 2 | 8 | X | X* | X* | X | X | X | X | | | | | | | | | | | | | X* |
| U OF PITTSBURGH-BRADFORD | 7 | 10 | X | X* | X | X | X | X | X | X* | X | | X* | | | | | | | | | X* |
| U OF PITTSBURGH-GREENSBURG | 27 | 6 | X* | X* | X* | X* | X* | X* | | | | | | X* | | | | | | | | |
| U OF PITTSBURGH-JHNSTWN | 7 | 9 | X* | X* | X* | | | X | X | X | X | X* | | | | X* | | | | | | |
| U OF PITTSBURGH-TITUSVILLE | 25 | 12 | X* | X* | X* | X* | X* | X* | | X* | X* | X* | X* | X* | | | X | | | | | |
| U OF PORTLAND | 4 | 2 | X | X | | | | | | | | | | | | | | | | | | |
| U OF PUERTO RICO | 1 | 3 | | | | | | | | | | | | | | | | | | | X | X |
| U OF REDLANDS | 22 | 20 | X* | X* | X* | X* | X* | X* | X* | X* | X* | X* | X* | X* | X* | X* | X* | X* | X | X* | X* | X* |
| U OF RHODE ISLAND | 1 | 7 | | | | | | | X | X* | X* | X* | | | | | | | X | X | | X* |
| U OF RICHMOND | 13 | 8 | | | X* | X* | X* | X* | X* | X* | X* | | | | | | | | | | | |
| U OF ROCHESTER | 5 | 20 | X | X | X* | X* | X* | X* | X* | X* | X* | X* | X* | X* | X* | X* | X* | X* | X* | X* | X* | X* |
| U OF S.C. | 1 | 20 | X* | X* | X* | X* | X* | X* | X* | X* | X* | X* | X* | X | X* | X* | X | X* | X* | X* | X* | X* |
| U OF S.C.-AIKEN | 7 | 10 | | | X | X | X | X* | X* | X* | | | X* | X* | X | | | | | | | |
| U OF S.C.-ALLENDALE | 1 | 2 | | | | | | X* | | | | | | | | | X* | | | | | |
| U OF S.C.-CONWAY | 7 | 14 | X | X | X | X | X | X* | X* | X* | X | X* | | X | X* | X* | X* | X* | | | | |
| U OF S.C.-LANCASTER | 26 | 7 | | | | | | | X* | X | X | | X* | X* | X* | X* | | | | | | |
| U OF S.C.-SPARTANBURG | 27 | 1 | | | | | | | | | | | | | | | X* | | | | | |
| U OF S.C.-UNION | 25 | 5 | | | | | | | | X* | X* | X* | | | X* | X | | | | | | |
| U OF SAN DIEGO | 17 | 15 | X* | X* | X* | X* | X* | X* | X* | X | X* | X* | X* | | | | | X | X* | X* | X* | X* |
| U OF SAN FRANCISCO | 18 | 1 | | | | | | | | | | | | | | | X* | | | | | |
| U OF SANTA CLARA | 5 | 8 | X* | | | | | | | X | X* | X | X | X* | X | X* | | | | | | |
| U OF SCRANTON | 18 | 9 | X | | | | | X* | X* | X | X* | X* | X* | X* | X* | | | | | | | |
| U OF SOUTH FLORIDA | 7 | 3 | | | | | | X* | X* | X* | | | | | | | | | | | | |
| U OF SOUTHERN CALIFORNIA | 5 | 9 | X | X | X | | | X | | X | X | X | X | X | | | | | | | | |
| U OF TAMPA | 12 | 16 | X* | X* | X* | X* | X | X | X | | | | | | X | X | X | X | X | X | X* | X* |
| U OF TENNESSEE-CHATTANOOGA | 8 | 2 | | | | | | | | | | | | | | X* | X* | | | | | |
| U OF TENNESSEE-KNOXVILLE | 1 | 17 | X* | X | | | | X* | X* | X* | X* | X* | X* | X | X* | X | X | X | X | X* | X* | X* |
| U OF TEXAS-ARLINGTON | 7 | 1 | | | | | | | | X* | | | | | | | | | | | | |
| U OF TEXAS-AUSTIN | 2 | 1 | | | | | | | | X | | | | | | | | | | | | |
| U OF THE PACIFIC | 4 | 16 | X* | X* | X* | X* | X* | X* | X* | X* | X* | X | | | | X | X | X | X | X* | | X |
| U OF THE SOUTH | 23 | 3 | X* | X* | | | | | | | | | | | | X* | | | | | | |
| U OF TOLEDO | 1 | 1 | | | | | | | | | | | | | | | X | | | | | |
| U OF TULSA | 4 | 9 | | | | | | | | | | | X | | X | X | X | X | X | X* | X* | X* |
| U OF VERMONT | 2 | 20 | X* | X* | X* | X* | X* | X | X | X | X* | X* | X | X | X | X | X | X* | X* | X* | X* | X* |
| U OF VIRGINIA | 3 | 18 | X* | X* | X* | X* | X* | X* | X* | X* | X* | X* | X* | X* | X* | X* | | | | | | X* |
| U OF WASHINGTON | 3 | 2 | | | | | | | | | | | | | | | | | | | X* | X* |
| U OF WISCONSIN-GREEN BAY | 8 | 1 | | | | | | | | | | | | | | X | | | | | | |
| U OF WISCONSIN-LA CROSSE | 8 | 6 | | | | | | | | | | | X* | | | | X | X | X | X | X | X |
| U OF WISCONSIN-MADISON | 3 | 1 | | | | | | | | | | | | | | | | | | | | X |
| U OF WISCONSIN-MILWAUKEE | 2 | 14 | X* | X* | X* | X | | | X | X | X* | X | X* | X* | X* | X* | X* | | | | | X* |

| Institution | Stratification Cell | No. of Years | 85 | 84 | 83 | 82 | 81 | 80 | 79 | 78 | 77 | 76 | 75 | 74 | 73 | 72 | 71 | 70 | 69 | 68 | 67 | 66 |
|----------------------------|---------------------|--------------|----|----|----|----|----|----|----|----|----|----|----|----|----|----|----|----|----|----|----|----|
| WEBSTER COLLEGE | 12 | 15 | X | X | X | X | X | X | X | X | X | X | X* | X | X* | X | X* | | | | | |
| WELLESLEY COLLEGE | 14 | 18 | X* | X* | X* | X* | X* | X | X | X* | X | X* | X* | X | X | X | X* | | | X* | X* | X* |
| WELLS COLLEGE | 13 | 4 | X | X | | | | | | | X* | | | X | | | | | | | | |
| WENTWORTH INSTITUTE | 32 | 13 | | X | | | | X* | X* | | X | X* | X | X | X* | X* | X* | | | X* | X* | X* |
| WESLEY COLLEGE | 11 | 1 | X | | | | | | | | | | | | | | | | | | | |
| WESLEYAN COLLEGE | 21 | 15 | X* | X* | X* | X* | X* | X* | X* | X* | X* | | | X* | X* | X* | | | | X* | X* | X* |
| WESLEYAN UNIVERSITY | 14 | 18 | X* | X* | X* | X* | X* | X* | X* | X* | X* | X* | X* | X* | X* | X* | X* | X* | X* | X* | X* | X* |
| WEST CHESTER ST UNIVERSITY | 8 | 6 | | X* | | X* | | X* | X* | X* | | | | | | | X* | | | | | |
| WEST LOS ANGELES COLLEGE | 28 | 1 | | | | | | | | | | | | X | | | | | | | | |
| WEST VIRGINIA STATE COL | 7 | 15 | X | X | X | X | X | X | X* | X* | X* | X* | | | X | X | | | X* | X* | X | |
| WEST VIRGINIA UNIVERSITY | 1 | 7 | | | | X* | | | | | X | X | X* | X* | X | X | | | | | | |
| WEST VIRGINIA WESLEYAN COL | 21 | 1 | | | | | | | | | | | X* | | | | | | | | | |
| WESTERN BAPTIST BIBLE COL | 24 | 1 | | | | | | | | X | | | | | | | | | | | | |
| WESTERN CAROLINA UNIV | 7 | 8 | | | | | | | | | | X | X* | X* | X* | X | X | X* | X* | | | |
| WESTERN ILLINOIS UNIV | 8 | 20 | X | X | X | X | X | X | X | X | X* | X | X | X* | X* | X* | X* | X* | X* | X* | X* | X* |
| WESTERN NEW ENGLAND COL | 11 | 20 | X | X | X* | X* | X* | X* | X | X* | X* | X | X | X | X | X* | X* | X | X | X* | X | X* |
| WESTERN NEW MEXICO UNIV | 7 | 2 | | | | | | | X* | X* | | | | | | | | | | | | |
| WESTERN WASH ST COLLEGE | 9 | 4 | X* | | | | X* | | | | | X* | | | | | X | | | | | |
| WESTERN WYOMING CMTY COL | 27 | 8 | | | X | | | | | | | | | X | X* | X* | X | X | X* | X | | |
| WESTFIELD STATE COL | 8 | 4 | | | | | | | X | X* | X* | X* | | | | | | | | | | |
| WESTMAR COLLEGE | 21 | 7 | | | | X* | X* | X* | | | | | | X* | X* | X* | | | | | | |
| WESTMINSTER COLLEGE | 21 | 3 | | | | | X | | | | X | X | | | | | | | | | | |
| WESTMINSTER COLLEGE | 22 | 11 | X* | X* | X* | X* | X* | X* | X* | X* | | | | | X* | X* | X* | | | | | |
| WESTMINSTER COLLEGE | 22 | 13 | X* | X* | X* | X* | X* | X* | X* | X* | X* | | X* | X | | | | X* | X* | | | |
| WHARTON COUNTY JUNIOR COL | 28 | 18 | X* | X* | X* | X* | X* | X* | X* | X* | X* | X* | X* | X* | X* | X* | X* | X* | X* | X* | X* | X* |
| WHEATON COLLEGE | 13 | 5 | X* | | X* | | X* | | X* | X* | | | | | | | | | | | | |
| WHEATON COLLEGE | 13 | 19 | X* | X* | X* | X* | X* | X* | X* | X* | X* | X* | X* | X* | X* | | X* | X* | X* | X* | X* | X* |
| WHEELING COLLEGE | 16 | 7 | X* | X* | | | | | | | X* | X* | X* | X* | | | | | | | | |
| WHEELOCK COLLEGE | 11 | 7 | | | X* | X* | X | X* | X* | X* | X* | | | | | | | | | | | |
| WHITMAN COLLEGE | 13 | 20 | X* | X | X* | X | X | X | X | X | X | X* | X* | X* | X* | X* | X* | X* | X* | X* | X* | X* |
| WHITTIER COLLEGE | 13 | 13 | X* | X* | X* | X* | X | X* | X* | X* | X* | X* | X* | X* | X* | | | | | | | |
| WHITWORTH COLLEGE | 22 | 3 | X* | X* | X | | | | | | | | | | | | | | | | | |
| WIDENER COLLEGE | 13 | 2 | | | | | | | | | | | X* | X | | | | | | | | |
| WILBERFORCE UNIVERSITY | 35 | 6 | | | | | X | X* | X* | X* | X* | | | | | X | | | | | | |
| WILKES COLLEGE | 13 | 4 | X* | X* | X* | X | | | | | | | | | | | | | | | | |
| WILLAMETTE UNIVERSITY | 13 | 14 | X | X | X | X | X | X* | X* | X | X* | X* | X* | X* | X* | X* | | | | | | |
| WILLIAM CAREY COLLEGE | 20 | 12 | | | | | | | | | X | X | X | X | X | X | X | X | X | X* | X* | X* |
| WILLIAM JEWELL COLLEGE | 22 | 7 | X* | X* | X* | X | X | X | X* | | | | | | | | | | | | | |
| WILLIAM PATERSON COLLEGE | 7 | 11 | X* | X* | X* | X* | X* | X* | X | X | X* | X* | X | | | | | | | | | |
| WILLIAMS COLLEGE | 14 | 20 | X* | X* | X* | X* | X* | X* | X* | X* | X* | X* | X* | X* | X* | X* | X* | X* | X* | X* | X* | X* |
| WILLIAMSPORT AREA CMTY COL | 29 | 6 | X* | | | | | | | | | | | | X* | X* | X | X | X* | X* | X* | X* |
| WILLMAR COMMUNITY COLLEGE | 27 | 4 | | | | | | X* | X* | X* | | | X* | | | | | | | | | |
| WILMINGTON COLLEGE | 21 | 3 | X | X | X | | | | | | | | | | | | | | | | | |
| WILSON COLLEGE | 12 | 2 | | | | | X* | | | X* | | | | | | | | | | | | |
| WINDHAM COLLEGE | 12 | 2 | | | | | | | | | | | X | | | | | | | | | |
| WINGATE COLLEGE | 11 | 19 | X* | X* | X* | X* | X* | X* | X* | X* | X* | X* | X* | X* | X* | X* | X* | X* | X* | X* | X* | X* |
| WINSTON-SALEM STATE COL | 34 | 16 | | X | | | X | X* | X* | X* | X* | X* | X* | X* | X* | X | X* | X | X* | X* | X* | X* |
| WINTHROP COLLEGE | 7 | 2 | | | | | | | | | | | X* | X* | | | | | | | | |
| WITTENBERG UNIVERSITY | 22 | 20 | X* | X* | X* | X* | X* | X* | X* | X* | X* | X* | X* | X | X* | X* | X* | X* | X* | X* | X* | X* |
| WOFFORD COLLEGE | 21 | 18 | | | X* | X* | X* | X* | X* | X* | X* | X* | X* | X* | X* | X* | X* | X* | X* | X* | X* | X* |
| WOOD JUNIOR COLLEGE | 31 | 9 | X | | | | | | X | X* | X* | X* | X* | X* | X* | X* | | | | | | |
| WOODBURY UNIVERSITY | 11 | 2 | X | X | | | | | | | | | | | | | | | | | | |
| WORCESTER JUNIOR COLLEGE | 30 | 9 | | | | | | | | | X | X | | | X | | X | X* | X* | X | X* | X* |
| WORCESTER POLY INSTITUTE | 14 | 13 | X* | X* | X* | X | X* | X | X* | X* | X* | X* | X* | X* | X | | | | | | | |
| WORTHINGTON STATE JR COL | 25 | 18 | X* | X* | X* | X* | X* | X* | X* | X | X* | X* | X* | X* | X* | X* | X* | X* | X* | X* | X* | X* |
| WYTHEVILLE CMTY COLLEGE | 26 | 1 | | | | | | | | | | X* | | | | | | | | | | |
| XAVIER UNIVERSITY | 18 | 7 | X* | | | | | | | | | | X | X | X* | X | X* | | | | | |
| XAVIER UNIVERSITY | 13 | 13 | X | | X* | X* | X* | X | X* | X* | X* | X* | X* | X* | X | X* | | | X* | | | |
| YALE UNIVERSITY | 6 | 3 | | | | | | | | | | | | | X | X | X | | | | | |
| YANKTON COLLEGE | 11 | 8 | | X* | X | | | | | | | | | | | | X* | X | X | X* | X* | X* |

| Institution | Stratification Cell | No. of Years | 85 | 84 | 83 | 82 | 81 | 80 | 79 | 78 | 77 | 76 | 75 | 74 | 73 | 72 | 71 | 70 | 69 | 68 | 67 | 66 | |
|--------------------|---------------------|--------------|----|----|----|----|----|----|----|----|----|----|----|----|----|----|----|----|----|----|----|----|--|
| YESHIVA UNIVERSITY | 6 | 1 | | | | | | | | | | | X | | | | | | | | | | |
| YUBA COLLEGE | 28 | 13 | | | | | X* | X* | X* | X | X | X | X* | X | X* | X* | X | X* | X* | | | | |

Appendix E

Precision of the Normative Data and their Comparisons

Appendix E

The Precision of the Normative Data and Their Comparisons

So far as *random* errors are concerned, the standard error of a categorical percentage is a function of that group and the number of participants (unweighted) in the norm group. Approximate standard errors are presented for various item response percentages, by size of the norm group, are presented in Table E-1. If one allows for finite sampling and stratification, values would be somewhat lower. Primarily, however, stratification ensures some sampling in all sectors of higher education and provides a basis in the weighting procedures for disproportionate sampling of institutions. In comparisons involving item response, standard error of the difference is approximately equal to the square root of the sum of shared sampling errors.

A potentially important source of error in the stratification sampling is the nonrepresentativeness of the samples within each stratification cell. Although reasonable precautions are taken to minimize known sources of systematic bias, the data are subject to some unknown degree of constant and nonrandom sampling errors. A participating institution must be cautious when it compares its own summary data with the data for the corresponding national norms group, especially when the institution is small or when the campus has not surveyed all its entering freshmen.

While comparisons of data since 1975 with earlier published national norms from the first nine freshmen survey reports (1966-1974) are possible, it is recommended that such comparisons not be done until the publication of a revised set of norms for these earlier years that are based on the stratification scheme employed since 1975. Those who wish to make comparisons between pre- and post-1975 data before the revised norms are available should keep in mind the following considerations:

1. In addition to the revised selectivity measures introduced in 1975, major changes in the stratification and weighting procedures were introduced in 1968 (the addition of cells for black colleges and the use of selectivity levels) and again in 1971 (the addition of cells for public and private universities, public and private black colleges, and the use of size in the stratification scheme for two-year institutions).
2. The *exact* wording of items on the survey instrument and norms reports should be examined carefully since certain items may not be comparable because of minor word changes over the course of the survey.
3. While every effort has been made to maximize the comparability of the institutional sample from year-to-year (repeat participation runs about 90 percent), comparability is reduced somewhat by (a) non-repeat participation, and (b) year-to-year variation in the quality of data collected by continuing institutional participants.

Table E-1

Standard Errors of Categorical Response Percentages for Norms Groups of Various Sizes^a

| Number of Actual Participants in a Norms Group ^b | Standard Error | | | |
|--|----------------|------------|------------|-------|
| | 1% or 99% | 10% or 90% | 25% or 75% | 50% |
| 2,500 | .199 | .600 | .866 | 1.000 |
| 5,000 | .141 | .424 | .612 | .707 |
| 7,500 | .115 | .347 | .500 | .577 |
| 10,000 | .100 | .300 | .433 | .500 |
| 25,000 | .063 | .190 | .274 | .316 |
| 50,000 | .044 | .134 | .194 | .224 |
| 75,000 | .036 | .110 | .158 | .183 |
| 100,000 | .031 | .095 | .137 | .158 |
| 150,000 | .026 | .077 | .112 | .129 |
| 175,000 | .024 | .071 | .104 | .120 |

^a Assumes simple random sampling of students from an infinite population.

^b To determine 1985 population counts, please refer to Table A-3, column 2.

Appendix F

Sample Profile Report Provided to Participating Campuses

Cooperative Institutional Research Program

conducted jointly by the

American Council on Education and the University of California, Los Angeles

SUMMARY OF DATA ON ENTERING FRESHMEN FOR FALL (1985)

Name of Institution
TOTAL FIRST TIME FULL TIME

| Item Description | Number of Respondents | TOTAL FIRST TIME FULL TIME | | | Pub Univ-hi select | | | Public Universities | | |
|--|--------------------------|----------------------------|-------------|--------------|--------------------|-------------|--------------|---------------------|-------------|--------------|
| | | Male | Female | Total | Male | Female | Total | Male | Female | Total |
| | | (Percentages) | | | (Percentages) | | | (Percentages) | | |
| Number of Students (*) | 1356. | 45.4 | 54.6 | 100.0 | 49.0 | 51.0 | 100.0 | 50.1 | 49.9 | 100.0 |
| Year Graduated from High School | 1352. | | | | | | | | | |
| 1985..... | | 99.3 | 98.5 | 98.9 | 98.1 | 98.8 | 98.4 | 97.3 | 98.4 | 97.8 |
| 1984..... | | 0.5 | 1.4 | 1.0 | 1.2 | 0.9 | 1.0 | 1.4 | 0.9 | 1.2 |
| 1983..... | | 0.2 | 0.0 | 0.1 | 0.3 | 0.1 | 0.2 | 0.4 | 0.2 | 0.3 |
| 1982 or earlier..... | | 0.0 | 0.0 | 0.0 | 0.3 | 0.1 | 0.2 | 0.7 | 0.3 | 0.5 |
| H.S. equivalency (G.E.D. test).. never completed high school..... | | 0.0 | 0.1 | 0.1 | 0.1 | 0.1 | 0.1 | 0.2 | 0.1 | 0.2 |
| | | 0.0 | 0.0 | 0.0 | 0.0 | 0.1 | 0.0 | 0.0 | 0.0 | 0.0 |
| Age by December 31, 1985 | 1352. | | | | | | | | | |
| 16 or younger..... | | 0.2 | 0.0 | 0.1 | 0.1 | 0.1 | 0.1 | 0.0 | 0.1 | 0.1 |
| 17..... | | 5.2 | 7.5 | 6.4 | 2.7 | 4.0 | 3.4 | 1.9 | 2.8 | 2.4 |
| 18..... | | 82.1 | 85.1 | 83.7 | 74.7 | 81.2 | 78.0 | 73.9 | 80.3 | 77.1 |
| 19..... | | 12.0 | 7.3 | 9.5 | 20.9 | 14.1 | 17.4 | 22.1 | 15.8 | 19.0 |
| 20..... | | 0.3 | 0.1 | 0.2 | 0.9 | 0.4 | 0.6 | 1.1 | 0.4 | 0.8 |
| 21-24..... | | 0.2 | 0.0 | 0.1 | 0.5 | 0.2 | 0.4 | 0.7 | 0.3 | 0.5 |
| 25-29..... | | 0.0 | 0.0 | 0.0 | 0.1 | 0.0 | 0.1 | 0.2 | 0.1 | 0.1 |
| 30-39..... | | 0.0 | 0.0 | 0.0 | 0.1 | 0.0 | 0.0 | 0.0 | 0.0 | 0.0 |
| 40-54..... | | 0.0 | 0.0 | 0.0 | 0.0 | 0.0 | 0.0 | 0.0 | 0.0 | 0.0 |
| 55 or older..... | | 0.0 | 0.0 | 0.0 | 0.0 | 0.0 | 0.0 | 0.0 | 0.0 | 0.0 |
| Racial Background (1) (2) | 1356. | | | | | | | | | |
| White/Caucasian..... | | 100.0 | 99.7 | 99.9 | 87.9 | 86.8 | 87.4 | 91.9 | 89.9 | 90.9 |
| Black/Negro/Afro-American..... | | 0.2 | 0.1 | 0.1 | 3.5 | 5.2 | 4.4 | 3.9 | 6.3 | 5.1 |
| American Indian..... | | 0.0 | 0.0 | 0.0 | 0.7 | 0.9 | 0.8 | 0.7 | 0.7 | 0.7 |
| Asian-American/Oriental..... | | 0.0 | 0.1 | 0.1 | 6.1 | 5.9 | 6.0 | 2.9 | 2.7 | 2.8 |
| Mexican-American/Chicano..... | | 0.0 | 0.0 | 0.0 | 1.2 | 1.1 | 1.2 | 0.6 | 0.6 | 0.6 |
| Puerto Rican-American..... | | 0.0 | 0.0 | 0.0 | 0.7 | 0.6 | 0.6 | 0.4 | 0.3 | 0.4 |
| Other..... | | 0.2 | 0.4 | 0.3 | 1.9 | 1.7 | 1.8 | 1.1 | 0.9 | 1.0 |
| Average Grade in High School | 1344. | | | | | | | | | |
| A or A+..... | | 37.6 | 34.4 | 35.9 | 16.9 | 22.3 | 19.7 | 11.2 | 15.7 | 13.4 |
| A-..... | | 38.8 | 40.1 | 39.5 | 21.9 | 25.3 | 23.7 | 15.3 | 18.4 | 16.8 |
| B+..... | | 16.5 | 18.6 | 17.6 | 24.8 | 26.3 | 25.6 | 21.7 | 24.3 | 23.0 |
| B..... | | 5.6 | 5.9 | 5.7 | 21.0 | 18.0 | 19.5 | 24.5 | 24.7 | 24.6 |
| B-..... | | 1.3 | 1.0 | 1.1 | 9.5 | 5.6 | 7.5 | 13.8 | 9.1 | 11.5 |
| C+..... | | 0.2 | 0.1 | 0.1 | 4.4 | 2.0 | 3.2 | 8.9 | 5.4 | 7.1 |
| C..... | | 0.0 | 0.0 | 0.0 | 1.4 | 0.5 | 1.0 | 4.3 | 2.3 | 3.3 |
| D..... | | 0.0 | 0.0 | 0.0 | 0.1 | 0.0 | 0.1 | 0.2 | 0.1 | 0.2 |
| Academic Rank in High School | 1345. | | | | | | | | | |
| top 20%..... | | 88.7 | 88.7 | 88.7 | 65.2 | 74.6 | 70.0 | 52.9 | 61.7 | 57.3 |
| second 20%..... | | 7.9 | 9.1 | 8.6 | 21.9 | 16.7 | 19.3 | 25.4 | 20.7 | 23.1 |
| middle 20%..... | | 2.6 | 2.0 | 2.3 | 11.3 | 8.0 | 9.6 | 18.1 | 15.3 | 16.7 |
| fourth 20%..... | | 0.7 | 0.1 | 0.4 | 1.3 | 0.6 | 0.9 | 3.0 | 1.9 | 2.5 |
| lowest 20%..... | | 0.2 | 0.0 | 0.1 | 0.3 | 0.1 | 0.2 | 0.6 | 0.3 | 0.5 |
| Miles from Home to College | 1348. | | | | | | | | | |
| 5 or less..... | | 5.1 | 5.0 | 5.0 | 3.2 | 2.7 | 3.0 | 4.7 | 4.4 | 4.6 |
| 6-10..... | | 6.7 | 5.4 | 6.0 | 3.0 | 2.7 | 2.9 | 6.6 | 7.0 | 6.8 |
| 11-50..... | | 38.6 | 36.4 | 37.4 | 17.7 | 17.4 | 17.5 | 18.9 | 19.4 | 19.1 |
| 51-100..... | | 14.4 | 15.3 | 14.9 | 18.1 | 19.3 | 18.7 | 20.7 | 21.5 | 21.1 |
| 101-500..... | | 27.2 | 26.2 | 26.6 | 49.1 | 47.9 | 48.5 | 42.6 | 41.4 | 42.0 |
| more than 500..... | | 8.0 | 11.7 | 10.0 | 8.8 | 9.9 | 9.4 | 6.4 | 6.3 | 6.4 |

Cooperative Institutional Research Program

conducted jointly by the

American Council on Education and the University of California, Los Angeles

SUMMARY OF DATA ON ENTERING FRESHMEN FOR FALL (1985)

Name of Institution
TOTAL FIRST TIME FULL TIME

| Item Description | Number of Respondents | TOTAL FIRST TIME FULL TIME | | | Pub Univ-bi select | | | Public Universities | | |
|---|-----------------------|----------------------------|--------|-------|--------------------|--------|-------|---------------------|--------|-------|
| | | Male | Female | Total | Male | Female | Total | Male | Female | Total |
| | | (Percentages) | | | (Percentages) | | | (Percentages) | | |
| Estimated Parental Income | | | | | | | | | | |
| | 1223. | | | | | | | | | |
| less than \$6,000..... | | 0.5 | 1.4 | 1.0 | 2.6 | 2.5 | 2.5 | 2.2 | 2.4 | 2.3 |
| \$6,000-\$9,999..... | | 1.2 | 1.1 | 1.1 | 2.0 | 2.3 | 2.2 | 2.0 | 2.5 | 2.2 |
| \$10,000-\$14,999..... | | 2.3 | 2.6 | 2.5 | 3.9 | 4.3 | 4.1 | 4.5 | 5.0 | 4.7 |
| \$15,000-\$19,999..... | | 1.9 | 2.3 | 2.1 | 4.7 | 4.2 | 4.5 | 4.9 | 5.3 | 5.1 |
| \$20,000-\$24,499..... | | 3.7 | 3.8 | 3.8 | 6.2 | 6.0 | 6.1 | 6.9 | 6.9 | 6.9 |
| \$25,000-\$29,999..... | | 2.5 | 4.4 | 3.5 | 6.4 | 6.1 | 6.2 | 7.6 | 7.2 | 7.4 |
| \$30,000-\$34,999..... | | 5.1 | 6.1 | 5.6 | 9.4 | 9.4 | 9.4 | 10.4 | 10.5 | 10.4 |
| \$35,000-\$39,999..... | | 8.4 | 7.5 | 7.9 | 8.9 | 9.6 | 9.2 | 10.0 | 10.3 | 10.2 |
| \$40,000-\$49,999..... | | 14.2 | 10.1 | 12.0 | 13.7 | 12.6 | 13.1 | 14.3 | 13.5 | 13.9 |
| \$50,000-\$59,999..... | | 15.4 | 12.9 | 14.1 | 12.7 | 13.6 | 13.1 | 12.7 | 12.7 | 12.7 |
| \$60,000-\$74,999..... | | 14.9 | 16.4 | 15.7 | 11.7 | 12.3 | 12.0 | 10.3 | 10.5 | 10.4 |
| \$75,000-\$99,999..... | | 12.6 | 12.3 | 12.4 | 7.6 | 7.4 | 7.5 | 6.6 | 6.2 | 6.4 |
| \$100,000-\$149,999..... | | 10.0 | 9.8 | 9.9 | 5.8 | 5.0 | 5.4 | 4.3 | 3.7 | 4.0 |
| \$150,000 or more..... | | 7.4 | 9.2 | 8.3 | 4.5 | 4.7 | 4.6 | 3.4 | 3.3 | 3.3 |
| Persons Currently Dependent On Parents for Support | | | | | | | | | | |
| | 1338. | | | | | | | | | |
| one..... | | 3.3 | 2.9 | 3.1 | 5.0 | 3.9 | 4.5 | 6.1 | 4.9 | 5.5 |
| two..... | | 12.4 | 10.9 | 11.6 | 12.3 | 10.3 | 11.3 | 13.5 | 12.1 | 12.8 |
| three..... | | 18.4 | 20.7 | 19.7 | 19.2 | 20.3 | 19.8 | 21.5 | 21.2 | 21.3 |
| four..... | | 35.9 | 38.0 | 37.1 | 31.6 | 33.7 | 32.7 | 30.5 | 31.4 | 30.9 |
| five..... | | 20.5 | 18.7 | 19.5 | 20.5 | 20.1 | 20.3 | 18.4 | 19.4 | 18.9 |
| six or more..... | | 9.4 | 8.9 | 9.1 | 11.3 | 11.5 | 11.4 | 9.9 | 11.1 | 10.5 |
| Number of Other Dependents Currently Attending College | | | | | | | | | | |
| | 1338. | | | | | | | | | |
| none..... | | 63.9 | 60.1 | 61.8 | 62.5 | 62.4 | 62.4 | 65.7 | 65.1 | 65.4 |
| one..... | | 27.4 | 30.3 | 29.0 | 27.8 | 27.9 | 27.9 | 26.0 | 26.4 | 26.2 |
| two..... | | 6.1 | 6.4 | 6.3 | 7.4 | 7.0 | 7.2 | 6.2 | 6.2 | 6.2 |
| three or more..... | | 2.6 | 3.1 | 2.9 | 2.4 | 2.7 | 2.6 | 2.2 | 2.3 | 2.2 |
| Dependency Status for 1984 | | | | | | | | | | |
| lived with parents for 6+ weeks. | 1312. | 98.3 | 98.5 | 98.4 | 97.3 | 98.3 | 97.8 | 97.4 | 98.3 | 97.9 |
| dependent on parent's tax return | 1258. | 95.6 | 95.7 | 95.6 | 94.0 | 95.0 | 94.5 | 93.9 | 94.5 | 94.2 |
| received \$600+ from parents..... | 1237. | 88.6 | 92.3 | 90.6 | 80.4 | 85.6 | 83.1 | 78.3 | 83.6 | 81.0 |
| Dependency Status for 1985 | | | | | | | | | | |
| living with parents for 6+ weeks | 1287. | 78.5 | 76.8 | 77.5 | 83.4 | 82.7 | 83.1 | 84.4 | 84.6 | 84.5 |
| dependent on parent's tax return | 1234. | 92.8 | 93.4 | 93.1 | 91.2 | 93.1 | 92.2 | 90.6 | 92.0 | 91.3 |
| receiving \$600+ from parents..... | 1224. | 91.7 | 93.9 | 92.9 | 85.4 | 88.8 | 87.1 | 83.9 | 87.1 | 85.5 |
| Marital Status | | | | | | | | | | |
| | 1356. | | | | | | | | | |
| not presently married..... | | 100.0 | 99.9 | 99.9 | 99.7 | 99.8 | 99.7 | 99.6 | 99.7 | 99.6 |
| married, living with spouse..... | | 0.0 | 0.0 | 0.0 | 0.2 | 0.1 | 0.2 | 0.3 | 0.2 | 0.3 |
| married, not living with spouse. | | 0.0 | 0.1 | 0.1 | 0.1 | 0.1 | 0.1 | 0.1 | 0.1 | 0.1 |
| Twin Status | | | | | | | | | | |
| | 1351. | | | | | | | | | |
| no..... | | 99.0 | 98.9 | 99.0 | 98.5 | 98.3 | 98.4 | 98.3 | 98.3 | 98.3 |
| yes, identical..... | | 0.3 | 0.4 | 0.4 | 0.5 | 0.7 | 0.6 | 0.7 | 0.6 | 0.6 |
| yes, fraternal..... | | 0.7 | 0.7 | 0.7 | 1.0 | 1.1 | 1.0 | 1.0 | 1.0 | 1.0 |

Cooperative Institutional Research Program

conducted jointly by the

American Council on Education and the University of California, Los Angeles

SUMMARY OF DATA ON ENTERING FRESHMEN FOR FALL (1985)

Name of Institution

TOTAL FIRST TIME FULL TIME

| Item Description | Number of Respondents | TOTAL FIRST TIME FULL TIME | | | Pub Univ-hi select | | | Public Universities | | |
|---|--------------------------|----------------------------|--------|-------|--------------------|--------|-------|---------------------|--------|-------|
| | | Male | Female | Total | Male | Female | Total | Male | Female | Total |
| | | --(Percentages)-- | | | --(Percentages)-- | | | --(Percentages)-- | | |
| Activities Engaged in by Students During the Past Year | | | | | | | | | | |
| used a personal computer (3).... | 1347. | 33.7 | 20.0 | 26.2 | 32.5 | 22.8 | 27.6 | 33.4 | 24.0 | 28.7 |
| played a musical instrument..... | 1341. | 39.1 | 48.0 | 44.0 | 42.1 | 53.1 | 47.7 | 41.3 | 51.2 | 46.2 |
| attended a religious service.... | 1334. | 68.2 | 79.1 | 74.1 | 78.9 | 85.8 | 82.4 | 82.8 | 88.5 | 85.7 |
| participated in speech or debate | 1344. | 34.8 | 29.8 | 32.1 | 29.9 | 28.4 | 29.1 | 27.5 | 27.7 | 27.6 |
| pres of 1 or more student orgs.. | 1337. | 33.5 | 37.4 | 35.6 | 29.1 | 34.3 | 31.7 | 27.3 | 31.8 | 29.6 |
| was bored in class..... | 1344. | 96.1 | 96.4 | 96.3 | 94.7 | 96.0 | 95.4 | 94.2 | 95.8 | 95.0 |
| had major part in a play..... | 1343. | 15.4 | 19.0 | 17.3 | 18.9 | 19.4 | 19.1 | 18.1 | 18.7 | 18.4 |
| won varsity letter in sports.... | 1333. | 49.9 | 39.1 | 44.0 | 57.7 | 45.0 | 51.2 | 56.3 | 43.8 | 50.0 |
| didn't complete homework on time | 1343. | 66.7 | 60.8 | 63.4 | 73.5 | 66.5 | 69.9 | 74.1 | 67.0 | 70.6 |
| won award in art contest..... | 1341. | 15.5 | 16.8 | 16.2 | 15.9 | 16.4 | 16.2 | 16.3 | 16.3 | 16.3 |
| edited school paper, yearbook, mag | 1345. | 19.8 | 25.3 | 22.8 | 17.0 | 27.7 | 22.5 | 14.4 | 24.3 | 19.3 |
| tutored another student..... | 1337. | 70.1 | 70.6 | 70.4 | 55.5 | 58.7 | 57.1 | 50.0 | 53.0 | 51.5 |
| asked teacher for advice (3).... | 1346. | 32.4 | 35.4 | 34.0 | 25.6 | 33.1 | 29.4 | 23.1 | 30.2 | 26.7 |
| participated in science contest. | 1337. | 18.7 | 12.5 | 15.3 | 21.8 | 15.6 | 18.6 | 22.8 | 16.2 | 19.5 |
| did extra course work or reading | 1343. | 72.5 | 76.5 | 74.7 | 66.6 | 75.3 | 71.1 | 65.8 | 75.1 | 70.4 |
| was guest in teacher's home..... | 1340. | 28.3 | 31.7 | 30.1 | 34.3 | 36.0 | 35.1 | 32.4 | 34.6 | 33.5 |
| studied with other students..... | 1337. | 93.4 | 96.9 | 95.3 | 90.7 | 94.1 | 92.4 | 89.8 | 94.0 | 91.9 |
| overslept and missed class/appt. | 1344. | 31.6 | 32.8 | 32.3 | 32.4 | 31.2 | 31.8 | 29.8 | 29.1 | 29.4 |
| smoked cigarettes (3)..... | 1345. | 1.6 | 2.6 | 2.2 | 4.0 | 7.3 | 5.7 | 4.5 | 7.9 | 6.2 |
| performed volunteer work..... | 1341. | 67.2 | 78.3 | 73.2 | 70.8 | 77.8 | 74.4 | 69.4 | 75.0 | 72.2 |
| missed school because of illness | 1340. | 79.6 | 87.0 | 83.6 | 73.0 | 83.6 | 78.4 | 72.2 | 83.9 | 78.0 |
| attended recital/concert..... | 1343. | 77.9 | 84.8 | 81.7 | 78.4 | 86.2 | 82.4 | 76.9 | 84.6 | 80.7 |
| drank beer..... | 1341. | 71.3 | 65.6 | 68.2 | 77.5 | 69.7 | 73.5 | 76.9 | 69.0 | 72.9 |
| stayed up all night..... | 1340. | 75.6 | 81.6 | 78.9 | 75.8 | 77.1 | 76.4 | 76.3 | 77.8 | 77.1 |
| felt overwhelmed (3)..... | 1343. | 13.1 | 26.9 | 20.6 | 15.1 | 27.6 | 21.5 | 14.0 | 24.6 | 19.3 |
| felt depressed (3)..... | 1340. | 6.4 | 12.7 | 9.9 | 7.5 | 11.5 | 9.5 | 6.1 | 10.2 | 8.2 |
| Highest Degree Planned at Freshman College | | | | | | | | | | |
| | 912. | | | | | | | | | |
| none..... | | 0.2 | 0.2 | 0.2 | 1.2 | 1.5 | 1.3 | 1.7 | 2.0 | 1.8 |
| vocational certificate..... | | 0.0 | 0.0 | 0.0 | 0.2 | 0.1 | 0.1 | 0.2 | 0.2 | 0.2 |
| associate (A.A. or equivalent).. | | 0.0 | 0.2 | 0.1 | 0.6 | 0.8 | 0.7 | 1.0 | 1.3 | 1.1 |
| bachelor's (B.A., B.S.)..... | | 49.9 | 51.6 | 50.8 | 68.3 | 71.0 | 69.7 | 63.8 | 66.3 | 65.0 |
| master's (M.A., M.S.)..... | | 26.8 | 28.6 | 27.7 | 19.5 | 17.7 | 18.6 | 22.8 | 20.3 | 21.6 |
| Ph.D. or Ed.D..... | | 9.2 | 7.6 | 8.3 | 3.7 | 3.0 | 3.4 | 3.5 | 3.2 | 3.3 |
| M.D., D.O., D.D.S. or D.V.M..... | | 10.3 | 8.6 | 9.4 | 4.2 | 3.5 | 3.9 | 4.2 | 4.2 | 4.2 |
| LL.B. or J.D. (law)..... | | 3.7 | 2.1 | 2.9 | 1.6 | 1.6 | 1.6 | 1.7 | 1.5 | 1.6 |
| B.D. or M.Div. (divinity)..... | | 0.0 | 0.6 | 0.3 | 0.1 | 0.1 | 0.1 | 0.2 | 0.1 | 0.2 |
| other..... | | 0.0 | 0.4 | 0.2 | 0.7 | 0.6 | 0.6 | 0.8 | 0.9 | 0.9 |
| Highest Degree Planned Anywhere | | | | | | | | | | |
| | 1162. | | | | | | | | | |
| none..... | | 0.7 | 0.3 | 0.5 | 0.8 | 0.9 | 0.8 | 1.2 | 1.2 | 1.2 |
| vocational certificate..... | | 0.0 | 0.0 | 0.0 | 0.2 | 0.1 | 0.2 | 0.2 | 0.2 | 0.2 |
| associate (A.A. or equivalent).. | | 0.0 | 0.0 | 0.0 | 0.3 | 0.3 | 0.3 | 0.4 | 0.6 | 0.5 |
| bachelor's (B.A., B.S.)..... | | 13.5 | 16.4 | 15.1 | 27.1 | 27.5 | 27.3 | 35.4 | 37.2 | 36.3 |
| master's (M.A., M.S.)..... | | 36.0 | 42.9 | 39.7 | 36.6 | 38.3 | 37.4 | 36.3 | 35.7 | 36.0 |
| Ph.D. or Ed.D..... | | 21.0 | 18.5 | 19.7 | 15.9 | 13.9 | 14.9 | 12.2 | 10.1 | 11.2 |
| M.D., D.O., D.D.S. or D.V.M..... | | 19.4 | 14.3 | 16.7 | 11.3 | 11.4 | 11.3 | 8.6 | 9.2 | 8.9 |
| LL.B. or J.D. (law)..... | | 9.1 | 7.3 | 8.2 | 6.6 | 6.7 | 6.6 | 4.6 | 4.5 | 4.6 |
| B.D. or M.Div. (divinity)..... | | 0.2 | 0.0 | 0.1 | 0.2 | 0.1 | 0.2 | 0.2 | 0.2 | 0.2 |
| other..... | | 0.0 | 0.2 | 0.1 | 1.0 | 0.9 | 0.9 | 0.9 | 1.1 | 1.0 |

671

Cooperative Institutional Research Program

conducted jointly by the

American Council on Education and the University of California, Los Angeles

SUMMARY OF DATA ON ENTERING FRESHMEN FOR FALL (1985)

Name of Institution

TOTAL FIRST TIME FULL TIME

| Item Description | Number of Respondents | TOTAL FIRST TIME FULL TIME | | | Pub Univ-hi select | | | Public Universities | | |
|---|--------------------------|----------------------------|--------|-------|--------------------|--------|-------|---------------------|--------|-------|
| | | Male | Female | Total | Male | Female | Total | Male | Female | Total |
| | | --(Percentages)-- | | | --(Percentages)-- | | | --(Percentages)-- | | |
| Current Religious Preference | 1281. | | | | | | | | | |
| Baptist..... | | 2.9 | 2.4 | 2.7 | 6.3 | 8.1 | 7.2 | 12.3 | 12.9 | 12.6 |
| Buddhist..... | | 0.7 | 0.3 | 0.5 | 0.8 | 0.6 | 0.7 | 0.4 | 0.3 | 0.4 |
| Congregational (UCC)..... | | 1.4 | 1.6 | 1.5 | 1.7 | 2.1 | 1.9 | 1.9 | 2.0 | 2.0 |
| Eastern Orthodox..... | | 1.7 | 0.9 | 1.2 | 0.7 | 0.7 | 0.7 | 0.6 | 0.6 | 0.6 |
| Episcopal..... | | 2.2 | 4.4 | 3.4 | 3.4 | 4.5 | 4.0 | 3.1 | 3.6 | 3.4 |
| Islamic..... | | 0.2 | 0.1 | 0.2 | 0.3 | 0.2 | 0.3 | 0.2 | 0.1 | 0.2 |
| Jewish..... | | 18.7 | 13.7 | 15.9 | 9.0 | 7.9 | 8.5 | 4.3 | 4.0 | 4.1 |
| Latter Day Saints (Mormon)..... | | 0.9 | 0.4 | 0.6 | 0.3 | 0.2 | 0.2 | 0.3 | 0.2 | 0.2 |
| Lutheran..... | | 4.7 | 4.7 | 4.7 | 5.9 | 5.5 | 5.7 | 8.0 | 7.6 | 7.8 |
| Methodist..... | | 2.9 | 4.0 | 3.5 | 8.1 | 9.6 | 8.9 | 10.0 | 11.6 | 10.8 |
| Presbyterian..... | | 5.4 | 10.8 | 8.4 | 5.8 | 7.6 | 6.7 | 5.8 | 6.9 | 6.4 |
| Quaker (Society of Friends)..... | | 0.3 | 0.0 | 0.2 | 0.3 | 0.2 | 0.2 | 0.2 | 0.2 | 0.2 |
| Roman Catholic..... | | 23.5 | 29.2 | 26.6 | 33.4 | 33.3 | 33.4 | 32.8 | 33.5 | 33.1 |
| Seventh Day Adventist..... | | 0.0 | 0.1 | 0.1 | 0.2 | 0.2 | 0.2 | 0.2 | 0.2 | 0.2 |
| other Protestant..... | | 4.4 | 8.8 | 4.5 | 4.1 | 4.0 | 4.0 | 4.0 | 4.0 | 4.0 |
| other religion..... | | 3.5 | 4.1 | 3.8 | 3.5 | 3.6 | 3.5 | 3.6 | 3.7 | 3.6 |
| none..... | | 26.9 | 18.4 | 22.2 | 16.2 | 11.8 | 13.9 | 12.4 | 8.6 | 10.5 |
| Student Considers Self a "Born-Again" Christian | 1264. | | | | | | | | | |
| yes..... | | 89.9 | 86.3 | 87.9 | 86.9 | 85.1 | 85.9 | 79.5 | 78.2 | 78.9 |
| no..... | | 10.1 | 13.7 | 12.1 | 13.1 | 14.9 | 14.1 | 20.5 | 21.8 | 21.1 |
| Have Met or Exceeded Recommended Years of Study in (4) | | | | | | | | | | |
| English (4 years)..... | 1290. | 99.3 | 99.2 | 99.2 | 94.4 | 96.6 | 95.5 | 94.8 | 96.1 | 95.5 |
| mathematics (3 years)..... | 1286. | 97.8 | 92.7 | 95.0 | 97.5 | 95.5 | 96.5 | 95.1 | 92.7 | 93.9 |
| foreign language (2 years)..... | 1287. | 97.4 | 98.6 | 98.1 | 84.6 | 92.0 | 88.4 | 72.8 | 81.4 | 77.2 |
| physical science (2 years)..... | 1276. | 73.2 | 58.9 | 61.0 | 75.4 | 62.3 | 68.7 | 69.4 | 55.3 | 62.3 |
| biological science (2 years)..... | 1277. | 31.3 | 32.6 | 32.0 | 34.6 | 39.2 | 37.0 | 34.5 | 40.9 | 37.7 |
| history or Am. gov't (1 year).... | 1275. | 99.5 | 98.0 | 98.7 | 99.3 | 99.4 | 99.4 | 99.3 | 99.3 | 99.3 |
| computer science (1/2 year)..... | 1273. | 56.1 | 46.7 | 51.0 | 71.0 | 60.3 | 65.5 | 70.0 | 58.8 | 64.4 |
| art or music (1 year)..... | 1273. | 42.9 | 52.5 | 48.2 | 51.6 | 65.8 | 58.9 | 53.8 | 66.3 | 60.1 |
| Student Rated Self Above Average or Highest 10% in | | | | | | | | | | |
| academic ability..... | 1340. | 98.0 | 94.9 | 96.3 | 84.0 | 81.3 | 82.6 | 76.3 | 71.5 | 73.9 |
| artistic ability..... | 1337. | 31.4 | 39.0 | 35.5 | 28.9 | 28.5 | 28.7 | 27.2 | 25.0 | 26.1 |
| drive to achieve..... | 1336. | 86.1 | 91.1 | 88.8 | 71.8 | 76.2 | 74.0 | 67.7 | 71.2 | 69.4 |
| emotional health..... | 1337. | 74.1 | 68.4 | 71.0 | 68.0 | 62.8 | 65.4 | 67.1 | 61.5 | 64.3 |
| leadership ability..... | 1339. | 73.0 | 70.2 | 71.5 | 62.0 | 58.2 | 60.0 | 60.0 | 55.5 | 57.8 |
| mathematical ability..... | 1337. | 79.8 | 56.4 | 67.0 | 66.4 | 48.4 | 57.2 | 60.4 | 41.9 | 51.2 |
| physical health..... | 1337. | 76.1 | 66.9 | 71.1 | 74.5 | 58.6 | 66.4 | 74.5 | 57.3 | 65.9 |
| popularity..... | 1334. | 59.7 | 56.6 | 58.0 | 53.4 | 46.9 | 50.1 | 52.7 | 45.8 | 49.3 |
| self-confidence (intell)..... | 1339. | 87.0 | 75.9 | 81.0 | 72.8 | 60.4 | 66.5 | 69.4 | 56.4 | 62.9 |
| self-confidence (social)..... | 1338. | 55.4 | 59.5 | 57.6 | 52.4 | 49.9 | 51.1 | 53.0 | 49.6 | 51.3 |
| writing ability..... | 1339. | 75.2 | 73.0 | 74.0 | 51.8 | 55.1 | 53.5 | 44.1 | 49.1 | 46.6 |
| U.S. Citizen | 1336. | | | | | | | | | |
| yes..... | | 96.4 | 96.0 | 96.2 | 96.0 | 96.7 | 96.4 | 97.9 | 98.4 | 98.2 |
| no..... | | 3.6 | 4.0 | 3.8 | 4.0 | 3.3 | 3.6 | 2.1 | 1.6 | 1.8 |

Cooperative Institutional Research Program

conducted jointly by the

American Council on Education and the University of California, Los Angeles

SUMMARY OF DATA ON ENTERING FRESHMEN FOR FALL (1985)

Name of Institution
TOTAL FIRST TIME FULL TIME

| Item Description | Number of Respondents | TOTAL FIRST TIME FULL TIME | | | Pub Univ-hi select | | | Public Universities | | |
|---|--------------------------|----------------------------|--------|-------|---------------------------|--------|-------|---------------------------|--------|-------|
| | | Male | Female | Total | Male | Female | Total | Male | Female | Total |
| | | ----- (Percentages) ----- | | | ----- (Percentages) ----- | | | ----- (Percentages) ----- | | |
| Reasons Noted as Very Important in Deciding to go to College | | | | | | | | | | |
| get a better job..... | 1342. | 74.8 | 68.8 | 71.5 | 79.4 | 79.5 | 79.4 | 82.3 | 82.7 | 82.5 |
| gain general education..... | 1341. | 61.8 | 80.7 | 72.2 | 58.0 | 74.1 | 66.2 | 54.3 | 69.5 | 61.9 |
| improve reading and study skills | 1339. | 30.4 | 32.0 | 31.3 | 32.0 | 39.4 | 35.8 | 32.0 | 40.3 | 36.1 |
| nothing better to do..... | 1335. | 2.3 | 1.2 | 1.7 | 3.2 | 1.8 | 2.5 | 2.5 | 1.4 | 2.0 |
| become a more cultured person... | 1341. | 32.7 | 46.9 | 40.5 | 30.5 | 46.0 | 38.4 | 26.0 | 40.0 | 33.0 |
| make more money..... | 1341. | 64.5 | 52.0 | 57.6 | 70.4 | 61.1 | 65.6 | 74.5 | 66.1 | 70.3 |
| learn more about things..... | 1342. | 80.0 | 87.0 | 83.8 | 71.1 | 82.2 | 76.8 | 68.7 | 79.9 | 74.3 |
| prepare for graduate school..... | 1341. | 64.3 | 54.1 | 58.7 | 50.5 | 52.6 | 51.6 | 45.1 | 49.6 | 47.4 |
| parents wanted me to go..... | 1342. | 12.4 | 14.8 | 13.7 | 17.5 | 18.5 | 18.0 | 16.3 | 17.5 | 16.9 |
| could not find a job..... | 1336. | 0.7 | 1.1 | 0.9 | 2.0 | 2.0 | 2.0 | 2.3 | 2.2 | 2.3 |
| get away from home..... | 1339. | 9.7 | 10.8 | 10.3 | 12.7 | 11.1 | 11.9 | 11.4 | 10.6 | 11.0 |
| Reasons Noted as Very Important in Selecting this College | | | | | | | | | | |
| relatives wanted me to come here | 1328. | 3.0 | 5.5 | 4.4 | 4.5 | 6.1 | 5.3 | 4.4 | 5.9 | 5.2 |
| teacher advised me..... | 1327. | 2.0 | 2.5 | 2.3 | 2.6 | 2.8 | 2.7 | 2.5 | 2.6 | 2.6 |
| has a good academic reputation.. | 1337. | 86.5 | 89.2 | 88.0 | 71.6 | 78.7 | 75.3 | 58.5 | 66.4 | 62.4 |
| has a good social reputation.... | 1335. | 46.9 | 44.7 | 45.7 | 37.1 | 36.1 | 36.6 | 32.7 | 34.0 | 33.4 |
| offered financial assistance.... | 1325. | 7.5 | 9.3 | 8.5 | 11.0 | 11.8 | 11.4 | 11.6 | 13.0 | 12.3 |
| offers special educ programs.... | 1327. | 12.1 | 19.1 | 16.0 | 13.4 | 20.8 | 17.2 | 14.7 | 22.5 | 18.6 |
| has low tuition..... | 1330. | 19.5 | 15.4 | 17.3 | 27.5 | 25.7 | 26.6 | 21.4 | 21.8 | 21.6 |
| advice of guidance counselor.... | 1325. | 3.7 | 2.2 | 2.9 | 5.4 | 5.0 | 5.2 | 4.7 | 4.8 | 4.8 |
| wanted to live near home..... | 1327. | 13.6 | 14.8 | 14.2 | 7.8 | 9.4 | 8.6 | 11.6 | 14.7 | 13.1 |
| friend suggested attending..... | 1329. | 4.0 | 2.9 | 3.4 | 5.1 | 5.2 | 5.2 | 5.7 | 6.4 | 6.0 |
| college rep recruited me..... | 1324. | 1.0 | 1.1 | 1.1 | 1.8 | 1.2 | 1.5 | 1.6 | 1.2 | 1.4 |
| athletic department recruited me | 1323. | 4.2 | 3.0 | 3.6 | 4.1 | 1.8 | 2.9 | 3.5 | 1.5 | 2.5 |
| graduates go to top grad schools | 1331. | 48.4 | 42.9 | 45.4 | 32.6 | 37.1 | 34.9 | 23.6 | 29.4 | 26.5 |
| graduates get good jobs..... | 1314. | 56.4 | 55.1 | 55.7 | 50.7 | 54.5 | 52.6 | 46.1 | 49.4 | 47.7 |
| not offered aid by first choice. | 1315. | 3.0 | 2.5 | 2.7 | 5.8 | 5.7 | 5.8 | 4.4 | 4.6 | 4.5 |
| Number of Other Colleges Applied to for Admission this Year | | | | | | | | | | |
| none..... | 1345. | 23.6 | 21.3 | 22.3 | 20.1 | 19.8 | 19.9 | 32.8 | 32.5 | 32.7 |
| one..... | | 24.5 | 29.5 | 27.3 | 17.7 | 19.7 | 18.8 | 18.6 | 21.8 | 20.2 |
| two..... | | 20.1 | 20.5 | 20.3 | 17.6 | 19.1 | 18.4 | 17.0 | 17.1 | 17.1 |
| three..... | | 13.3 | 15.9 | 14.7 | 17.3 | 16.5 | 16.9 | 14.9 | 13.5 | 14.2 |
| four..... | | 7.9 | 6.1 | 6.9 | 10.3 | 10.2 | 10.2 | 7.3 | 6.9 | 7.1 |
| five..... | | 5.8 | 3.9 | 4.8 | 7.6 | 6.9 | 7.3 | 4.5 | 4.1 | 4.3 |
| six or more..... | | 4.8 | 2.8 | 3.7 | 9.3 | 7.9 | 8.6 | 4.9 | 4.0 | 4.5 |
| Number of Other College Acceptances this Year (5) | | | | | | | | | | |
| none..... | 1067. | 17.3 | 15.2 | 16.1 | 10.0 | 6.8 | 8.4 | 14.4 | 11.4 | 12.9 |
| one..... | | 37.3 | 39.6 | 38.6 | 26.5 | 27.9 | 27.2 | 28.6 | 31.4 | 30.0 |
| two..... | | 24.5 | 25.8 | 25.2 | 25.0 | 25.8 | 25.4 | 25.0 | 25.8 | 25.4 |
| three..... | | 12.2 | 12.0 | 12.1 | 19.4 | 19.4 | 19.4 | 18.0 | 17.3 | 17.7 |
| four..... | | 5.5 | 4.0 | 4.7 | 9.3 | 10.1 | 9.7 | 7.6 | 7.6 | 7.6 |
| five..... | | 1.7 | 2.5 | 2.2 | 5.1 | 5.1 | 5.1 | 3.3 | 3.5 | 3.4 |
| six or more..... | | 1.5 | 0.8 | 1.1 | 4.7 | 4.9 | 4.8 | 3.2 | 2.9 | 3.0 |

151

Cooperative Institutional Research Program

conducted jointly by the

American Council on Education and the University of California, Los Angeles

SUMMARY OF DATA ON ENTERING FRESHMEN FOR FALL (1985)

Name of Institution

TOTAL FIRST TIME FULL TIME

| Item Description | Number of Respondents | TOTAL FIRST TIME FULL TIME | | | Pub Univ-hi select | | | Public Universities | | |
|--------------------------------------|--------------------------|----------------------------|--------|-------|--------------------|--------|-------|---------------------|--------|-------|
| | | Male | Female | Total | Male | Female | Total | Male | Female | Total |
| | | {Percentages} | | | {Percentages} | | | {Percentages} | | |
| Probable Major Field of Study | 1285. | | | | | | | | | |
| ARTS and HUMANITIES | | | | | | | | | | |
| art, fine and applied..... | | 1.4 | 4.7 | 3.2 | 1.1 | 2.4 | 1.8 | 1.1 | 2.1 | 1.6 |
| English (language & literature). | | 3.2 | 5.5 | 4.4 | 1.6 | 3.0 | 2.3 | 0.8 | 1.5 | 1.1 |
| history..... | | 0.7 | 0.4 | 0.5 | 1.4 | 0.7 | 1.1 | 0.8 | 0.4 | 0.6 |
| journalism..... | | 0.9 | 1.0 | 0.9 | 1.3 | 2.3 | 1.9 | 1.9 | 3.5 | 2.7 |
| language (except English)..... | | 0.2 | 1.9 | 1.1 | 0.4 | 1.7 | 1.1 | 0.3 | 1.0 | 0.6 |
| music..... | | 1.5 | 0.7 | 1.1 | 0.6 | 0.4 | 0.5 | 0.9 | 0.8 | 0.8 |
| philosophy..... | | 0.5 | 0.4 | 0.5 | 0.4 | 0.2 | 0.3 | 0.2 | 0.1 | 0.1 |
| speech..... | | 0.0 | 0.0 | 0.0 | 0.1 | 0.3 | 0.2 | 0.1 | 0.1 | 0.1 |
| theater or drama..... | | 2.7 | 5.3 | 4.1 | 0.5 | 1.0 | 0.8 | 0.4 | 0.7 | 0.6 |
| theology or religion..... | | 0.0 | 0.0 | 0.0 | 0.1 | 0.1 | 0.1 | 0.1 | 0.0 | 0.0 |
| other arts and humanities..... | | 0.5 | 1.0 | 0.8 | 0.4 | 0.9 | 0.7 | 0.5 | 0.9 | 0.7 |
| BIOLOGICAL SCIENCE | | | | | | | | | | |
| biology (general)..... | | 9.2 | 6.7 | 7.9 | 3.2 | 3.5 | 3.4 | 2.2 | 2.4 | 2.3 |
| biochemistry or biophysics..... | | 3.1 | 1.0 | 1.9 | 1.5 | 1.0 | 1.2 | 0.9 | 0.7 | 0.8 |
| botany..... | | 0.0 | 0.0 | 0.0 | 0.0 | 0.0 | 0.0 | 0.0 | 0.0 | 0.0 |
| marine (life) science..... | | 0.5 | 0.3 | 0.4 | 0.4 | 0.3 | 0.3 | 0.4 | 0.3 | 0.4 |
| microbiology or bacteriology.... | | 1.0 | 0.7 | 0.9 | 0.5 | 0.6 | 0.5 | 0.3 | 0.3 | 0.3 |
| zoology..... | | 0.2 | 0.0 | 0.1 | 1.1 | 1.1 | 1.1 | 0.5 | 0.6 | 0.5 |
| other biological science..... | | 1.2 | 2.4 | 1.9 | 0.6 | 0.8 | 0.7 | 0.5 | 0.5 | 0.5 |
| BUSINESS | | | | | | | | | | |
| accounting..... | | 0.5 | 0.6 | 0.5 | 3.9 | 4.9 | 4.5 | 5.3 | 6.3 | 5.8 |
| business admin. (general)..... | | 4.9 | 4.7 | 4.8 | 6.8 | 5.7 | 6.2 | 7.7 | 6.0 | 6.8 |
| finance..... | | 2.0 | 0.7 | 1.3 | 3.9 | 2.3 | 3.1 | 2.9 | 1.8 | 2.3 |
| marketing..... | | 0.5 | 1.1 | 0.9 | 2.8 | 4.0 | 3.4 | 3.1 | 3.9 | 3.5 |
| management..... | | 1.5 | 0.7 | 1.1 | 4.6 | 4.1 | 4.4 | 4.6 | 3.8 | 4.2 |
| secretarial studies..... | | 0.0 | 0.0 | 0.0 | 0.0 | 0.1 | 0.0 | 0.0 | 0.3 | 0.2 |
| other business..... | | 0.5 | 0.4 | 0.5 | 0.9 | 1.0 | 0.9 | 1.2 | 1.3 | 1.3 |
| EDUCATION | | | | | | | | | | |
| business education..... | | 0.0 | 0.0 | 0.0 | 0.1 | 0.1 | 0.1 | 0.2 | 0.2 | 0.2 |
| elementary education..... | | 0.0 | 0.4 | 0.2 | 0.1 | 2.5 | 1.4 | 0.2 | 3.5 | 1.8 |
| music or art education..... | | 0.0 | 0.0 | 0.0 | 0.1 | 0.2 | 0.1 | 0.2 | 0.3 | 0.3 |
| physical education or recreation | | 0.0 | 0.0 | 0.0 | 0.3 | 0.5 | 0.4 | 0.5 | 0.6 | 0.6 |
| secondary education..... | | 0.2 | 0.1 | 0.2 | 0.4 | 0.9 | 0.7 | 0.6 | 1.2 | 0.9 |
| special education..... | | 0.0 | 0.0 | 0.0 | 0.0 | 0.5 | 0.3 | 0.0 | 0.8 | 0.4 |
| other education..... | | 0.0 | 0.0 | 0.0 | 0.1 | 0.3 | 0.2 | 0.1 | 0.3 | 0.2 |
| ENGINEERING | | | | | | | | | | |
| aeronautical or astronautical... | | 3.4 | 0.4 | 1.8 | 3.3 | 0.4 | 1.7 | 3.5 | 0.4 | 1.9 |
| civil..... | | 0.9 | 0.0 | 0.4 | 1.6 | 0.2 | 0.8 | 2.0 | 0.3 | 1.2 |
| chemical..... | | 0.7 | 0.0 | 0.3 | 1.5 | 0.6 | 1.0 | 2.0 | 0.9 | 1.4 |
| electrical or electronic..... | | 6.3 | 1.0 | 3.4 | 7.2 | 0.9 | 3.9 | 9.5 | 1.2 | 5.3 |
| industrial..... | | 0.2 | 0.0 | 0.1 | 0.8 | 0.4 | 0.6 | 0.7 | 0.4 | 0.5 |
| mechanical..... | | 1.2 | 0.3 | 0.7 | 3.8 | 0.3 | 1.9 | 4.9 | 0.5 | 2.7 |
| other engineering..... | | 2.4 | 0.7 | 1.5 | 2.9 | 0.9 | 1.8 | 2.6 | 0.9 | 1.7 |

Cooperative Institutional Research Program
 conducted jointly by the
 American Council on Education and the University of California, Los Angeles
 SUMMARY OF DATA ON ENTERING FRESHMEN FOR FALL (1985)

Name of Institution
TOTAL FIRST TIME FULL TIME

| Item Description | Number of Respondents | TOTAL FIRST TIME FULL TIME | | | Pub Univ-hi select | | | Public Universities | | |
|---|--------------------------|----------------------------|--------|-------|--------------------|--------|-------|---------------------|--------|-------|
| | | Male | Female | Total | Male | Female | Total | Male | Female | Total |
| ----- (Percentages) ----- (Percentages) ----- (Percentages) ----- | | | | | | | | | | |
| Major Field of Study (continued) | | | | | | | | | | |
| PHYSICAL SCIENCE | | | | | | | | | | |
| astronomy..... | | 0.2 | 0.1 | 0.2 | 0.3 | 0.1 | 0.2 | 0.2 | 0.1 | 0.1 |
| atmospheric science..... | | 0.2 | 0.0 | 0.1 | 0.2 | 0.0 | 0.1 | 0.1 | 0.0 | 0.1 |
| chemistry..... | | 1.7 | 0.4 | 1.0 | 2.2 | 0.9 | 1.5 | 1.3 | 0.6 | 0.9 |
| earth science..... | | 0.3 | 0.0 | 0.2 | 0.2 | 0.1 | 0.1 | 0.1 | 0.1 | 0.1 |
| marine science..... | | 0.0 | 0.1 | 0.1 | 0.2 | 0.1 | 0.2 | 0.2 | 0.1 | 0.1 |
| mathematics..... | | 2.9 | 2.7 | 2.8 | 1.4 | 1.6 | 1.5 | 0.9 | 0.9 | 0.9 |
| physics..... | | 3.4 | 0.6 | 1.9 | 1.8 | 0.3 | 1.0 | 1.0 | 0.2 | 0.6 |
| statistics..... | | 0.0 | 0.0 | 0.0 | 0.1 | 0.0 | 0.1 | 0.1 | 0.0 | 0.1 |
| other physical science..... | | 0.2 | 0.1 | 0.2 | 0.2 | 0.1 | 0.1 | 0.2 | 0.1 | 0.1 |
| PROFESSIONAL | | | | | | | | | | |
| architecture or urban planning.. | | 0.3 | 0.1 | 0.2 | 1.8 | 0.7 | 1.2 | 2.3 | 0.7 | 1.5 |
| home economics..... | | 0.0 | 0.0 | 0.0 | 0.0 | 1.3 | 0.7 | 0.0 | 1.4 | 0.7 |
| health technology..... | | 0.7 | 0.4 | 0.5 | 0.5 | 0.7 | 0.6 | 0.7 | 1.3 | 1.0 |
| library or archival science..... | | 0.0 | 0.0 | 0.0 | 0.0 | 0.0 | 0.0 | 0.0 | 0.0 | 0.0 |
| nursing..... | | 0.0 | 1.1 | 0.6 | 0.0 | 1.6 | 0.9 | 0.0 | 4.3 | 2.2 |
| pharmacy..... | | 0.0 | 0.0 | 0.0 | 0.4 | 1.1 | 0.8 | 0.8 | 1.6 | 1.2 |
| preudent, premed, prevet..... | | 4.4 | 3.9 | 4.1 | 5.4 | 5.7 | 5.6 | 4.6 | 5.3 | 4.9 |
| therapy (phys,occupat,etc)..... | | 0.7 | 2.0 | 1.4 | 0.4 | 2.2 | 1.3 | 0.7 | 4.1 | 2.4 |
| other professional..... | | 0.2 | 0.3 | 0.2 | 0.7 | 1.1 | 0.9 | 1.0 | 1.3 | 1.1 |
| SOCIAL SCIENCE | | | | | | | | | | |
| anthropology..... | | 0.3 | 0.4 | 0.4 | 0.2 | 0.4 | 0.3 | 0.1 | 0.2 | 0.2 |
| economics..... | | 5.4 | 3.9 | 4.6 | 1.6 | 1.0 | 1.3 | 0.6 | 0.4 | 0.5 |
| ethnic studies..... | | 0.0 | 0.0 | 0.0 | 0.0 | 0.1 | 0.0 | 0.0 | 0.0 | 0.0 |
| geography..... | | 0.0 | 0.1 | 0.1 | 0.0 | 0.0 | 0.0 | 0.1 | 0.0 | 0.0 |
| political science..... | | 10.9 | 7.9 | 9.3 | 5.2 | 5.2 | 5.2 | 2.7 | 3.0 | 2.8 |
| psychology..... | | 2.2 | 9.2 | 6.0 | 2.0 | 6.6 | 4.4 | 1.5 | 5.3 | 3.4 |
| social work..... | | 0.0 | 0.3 | 0.2 | 0.0 | 0.5 | 0.3 | 0.1 | 0.9 | 0.5 |
| sociology..... | | 0.2 | 0.6 | 0.4 | 0.2 | 0.6 | 0.4 | 0.1 | 0.4 | 0.3 |
| women's studies..... | | 0.0 | 0.0 | 0.0 | 0.0 | 0.0 | 0.0 | 0.0 | 0.0 | 0.0 |
| other social science..... | | 0.5 | 1.4 | 1.0 | 0.1 | 0.4 | 0.3 | 0.1 | 0.2 | 0.2 |
| TECHNICAL | | | | | | | | | | |
| building trades..... | | 0.0 | 0.0 | 0.0 | 0.0 | 0.0 | 0.0 | 0.1 | 0.0 | 0.0 |
| data processing or programming.. | | 0.9 | 0.0 | 0.4 | 1.4 | 0.6 | 1.0 | 1.9 | 0.8 | 1.3 |
| drafting or design..... | | 0.0 | 0.0 | 0.0 | 0.1 | 0.2 | 0.1 | 0.1 | 0.2 | 0.2 |
| electronics..... | | 0.0 | 0.0 | 0.0 | 0.1 | 0.0 | 0.0 | 0.2 | 0.0 | 0.1 |
| mechanics..... | | 0.0 | 0.0 | 0.0 | 0.1 | 0.0 | 0.0 | 0.1 | 0.0 | 0.0 |
| other technical..... | | 0.0 | 0.0 | 0.0 | 0.0 | 0.0 | 0.0 | 0.1 | 0.0 | 0.1 |
| OTHER FIELDS | | | | | | | | | | |
| agriculture..... | | 0.0 | 0.0 | 0.0 | 1.8 | 0.4 | 1.1 | 2.3 | 0.9 | 1.6 |
| communications (radio,TV)..... | | 3.1 | 7.2 | 5.3 | 2.0 | 3.8 | 2.9 | 2.0 | 3.2 | 2.6 |
| computer science..... | | 1.2 | 1.1 | 1.2 | 2.2 | 1.2 | 1.7 | 2.7 | 1.3 | 2.0 |
| forestry..... | | 0.0 | 0.0 | 0.0 | 0.3 | 0.0 | 0.2 | 0.5 | 0.1 | 0.3 |
| law enforcement..... | | 0.0 | 0.1 | 0.1 | 0.2 | 0.2 | 0.2 | 0.8 | 0.5 | 0.6 |
| military science..... | | 0.2 | 0.0 | 0.1 | 0.1 | 0.0 | 0.0 | 0.2 | 0.0 | 0.1 |
| other field..... | | 0.3 | 0.6 | 0.5 | 0.5 | 1.0 | 0.7 | 0.7 | 1.0 | 0.9 |
| undecided..... | | 7.8 | 11.6 | 9.9 | 5.5 | 9.1 | 7.4 | 5.4 | 8.4 | 6.9 |

Cooperative Institutional Research Program

conducted jointly by the

American Council on Education and the University of California, Los Angeles

SUMMARY OF DATA ON ENTERING FRESHMEN FOR FALL (1985)

Name of Institution
TOTAL FIRST TIME FULL TIME

| Item Description | Number of Respondents | TOTAL FIRST TIME FULL TIME | | | Pub Univ-hi select | | | Public Universities | | |
|------------------------------------|--------------------------|----------------------------|--------|-------|--------------------|--------|-------|---------------------|--------|-------|
| | | Male | Female | Total | Male | Female | Total | Male | Female | Total |
| | | (Percentages) | | | (Percentages) | | | (Percentages) | | |
| Probable Career Occupation | 1300. | | | | | | | | | |
| accountant or actuary..... | | 0.5 | 0.3 | 0.4 | 3.7 | 4.9 | 4.3 | 4.9 | 6.2 | 5.6 |
| actor or entertainer..... | | 2.0 | 5.8 | 4.1 | 0.8 | 1.2 | 1.0 | 0.7 | 1.0 | 0.8 |
| architect or urban planner..... | | 0.7 | 0.4 | 0.5 | 2.6 | 1.0 | 1.8 | 2.8 | 0.8 | 1.8 |
| artist..... | | 1.5 | 2.0 | 1.8 | 0.9 | 1.6 | 1.2 | 1.0 | 1.4 | 1.2 |
| business (clerical)..... | | 0.0 | 0.1 | 0.1 | 0.2 | 0.3 | 0.3 | 0.2 | 0.6 | 0.4 |
| business executive..... | | 13.1 | 12.4 | 12.7 | 13.8 | 12.9 | 13.3 | 13.5 | 12.0 | 12.8 |
| business owner or proprietor.... | | 3.7 | 1.1 | 2.3 | 3.8 | 1.7 | 2.7 | 4.2 | 1.8 | 3.0 |
| business salesperson or buyer... | | 0.7 | 1.0 | 0.8 | 1.2 | 1.7 | 1.5 | 1.3 | 2.2 | 1.8 |
| clergyman (minister, priest)..... | | 0.2 | 0.0 | 0.1 | 0.2 | 0.0 | 0.1 | 0.1 | 0.0 | 0.1 |
| clergy (other religious)..... | | 0.0 | 0.0 | 0.0 | 0.1 | 0.0 | 0.1 | 0.1 | 0.0 | 0.1 |
| clinical psychologist..... | | 0.8 | 2.1 | 1.5 | 0.6 | 2.5 | 1.6 | 0.5 | 2.2 | 1.3 |
| college teacher..... | | 0.5 | 0.1 | 0.3 | 0.4 | 0.4 | 0.4 | 0.3 | 0.2 | 0.2 |
| computer programmer or analyst.. | | 2.4 | 1.1 | 1.7 | 3.8 | 2.0 | 2.9 | 4.6 | 1.9 | 3.3 |
| conservationist or forester..... | | 0.0 | 0.1 | 0.1 | 0.5 | 0.3 | 0.4 | 0.6 | 0.3 | 0.4 |
| dentist (incl orthodontist)..... | | 1.4 | 0.7 | 1.0 | 1.0 | 0.6 | 0.8 | 1.0 | 0.5 | 0.8 |
| dietitian or home economist..... | | 0.0 | 0.0 | 0.0 | 0.0 | 0.4 | 0.2 | 0.1 | 0.6 | 0.3 |
| engineer..... | | 11.4 | 2.7 | 6.6 | 21.8 | 4.0 | 12.7 | 24.1 | 4.5 | 14.3 |
| farmer or rancher..... | | 0.0 | 0.0 | 0.0 | 1.0 | 0.1 | 0.5 | 1.2 | 0.1 | 0.7 |
| foreign service worker..... | | 1.0 | 2.1 | 1.6 | 1.1 | 2.6 | 1.8 | 0.7 | 1.4 | 1.1 |
| homemaker (full-time)..... | | 0.0 | 0.0 | 0.0 | 0.0 | 0.1 | 0.1 | 0.0 | 0.2 | 0.1 |
| interior decorator..... | | 0.0 | 0.1 | 0.1 | 0.1 | 1.0 | 0.5 | 0.0 | 1.4 | 0.7 |
| interpreter (translator)..... | | 0.0 | 0.4 | 0.2 | 0.1 | 0.5 | 0.3 | 0.1 | 0.4 | 0.2 |
| lab technician or hygienist..... | | 0.2 | 0.1 | 0.2 | 0.2 | 0.6 | 0.4 | 0.2 | 0.8 | 0.5 |
| law enforcement officer..... | | 0.0 | 0.1 | 0.1 | 0.3 | 0.1 | 0.2 | 0.8 | 0.3 | 0.5 |
| lawyer (attorney) or judge..... | | 10.5 | 10.7 | 10.6 | 6.8 | 7.1 | 6.9 | 5.2 | 4.9 | 5.1 |
| military service (career)..... | | 0.5 | 0.1 | 0.3 | 1.0 | 0.2 | 0.6 | 1.1 | 0.1 | 0.6 |
| musician (performer, composer)... | | 1.9 | 1.0 | 1.4 | 1.0 | 0.4 | 0.7 | 1.2 | 0.7 | 1.0 |
| nurse..... | | 0.0 | 1.4 | 0.8 | 0.0 | 2.0 | 1.0 | 0.1 | 4.4 | 2.2 |
| optometrist..... | | 0.2 | 0.0 | 0.1 | 0.2 | 0.2 | 0.2 | 0.4 | 0.3 | 0.3 |
| pharmacist..... | | 0.0 | 0.0 | 0.0 | 0.7 | 1.5 | 1.1 | 0.9 | 1.8 | 1.3 |
| physician..... | | 20.7 | 11.4 | 15.6 | 9.3 | 7.9 | 8.6 | 6.1 | 5.5 | 5.8 |
| school counselor..... | | 0.3 | 0.3 | 0.3 | 0.1 | 0.2 | 0.2 | 0.1 | 0.3 | 0.2 |
| school principal or superintend. | | 0.0 | 0.0 | 0.0 | 0.0 | 0.0 | 0.0 | 0.0 | 0.0 | 0.0 |
| scientific researcher..... | | 2.4 | 1.7 | 2.0 | 2.8 | 1.9 | 2.3 | 2.2 | 1.6 | 1.9 |
| social, welfare or rec. worker.. | | 0.0 | 0.4 | 0.2 | 0.2 | 1.3 | 0.7 | 0.2 | 1.4 | 0.8 |
| statistician..... | | 0.3 | 0.0 | 0.2 | 0.1 | 0.1 | 0.1 | 0.1 | 0.1 | 0.1 |
| therapist (phys, occup, speech)... | | 0.5 | 2.3 | 1.5 | 0.6 | 3.4 | 2.0 | 0.7 | 4.5 | 2.6 |
| teacher (elementary)..... | | 0.2 | 1.0 | 0.6 | 0.2 | 2.8 | 1.5 | 0.2 | 4.0 | 2.1 |
| teacher (secondary)..... | | 0.8 | 1.5 | 1.2 | 1.0 | 2.0 | 1.5 | 1.3 | 2.3 | 1.8 |
| veterinarian..... | | 0.2 | 0.3 | 0.2 | 0.9 | 1.7 | 1.3 | 1.3 | 2.2 | 1.8 |
| writer or journalist..... | | 4.6 | 3.5 | 4.0 | 2.4 | 4.2 | 3.3 | 2.3 | 3.9 | 3.1 |
| skilled trades..... | | 0.0 | 0.0 | 0.0 | 0.2 | 0.1 | 0.1 | 0.3 | 0.1 | 0.2 |
| other..... | | 2.9 | 8.6 | 6.0 | 3.6 | 6.0 | 4.8 | 4.2 | 6.9 | 5.5 |
| undecided..... | | 14.1 | 22.8 | 18.8 | 10.6 | 16.6 | 13.7 | 9.3 | 14.2 | 11.7 |
| This College is Student's | 1351. | | | | | | | | | |
| first choice..... | | 81.5 | 83.8 | 82.8 | 70.5 | 73.3 | 71.9 | 74.9 | 74.7 | 74.8 |
| second choice..... | | 13.7 | 13.5 | 13.6 | 20.1 | 19.6 | 19.9 | 18.8 | 19.5 | 19.2 |
| third choice..... | | 3.3 | 2.0 | 2.6 | 5.8 | 4.6 | 5.2 | 4.1 | 3.9 | 4.0 |
| less than third choice..... | | 1.5 | 0.7 | 1.0 | 3.5 | 2.4 | 3.0 | 2.2 | 1.9 | 2.0 |

Cooperative Institutional Research Program
 conducted jointly by the
 American Council on Education and the University of California, Los Angeles
 SUMMARY OF DATA ON ENTERING FRESHMEN FOR FALL (1985)

Name of Institution
 TOTAL FIRST TIME FULL TIME

| Item Description | Number of Respondents | TOTAL FIRST TIME FULL TIME | | | Pub Univ-hi select | | | Public Universities | | |
|--|--------------------------|----------------------------|--------|-------|--------------------|--------|-------|---------------------|--------|-------|
| | | Male | Female | Total | Male | Female | Total | Male | Female | Total |
| | | (Percentages) | | | (Percentages) | | | (Percentages) | | |
| Father's Education 1337. | | | | | | | | | | |
| grammar school or less..... | | 0.5 | 0.0 | 0.2 | 2.2 | 2.0 | 2.1 | 2.3 | 2.5 | 2.4 |
| some high school..... | | 2.0 | 1.2 | 1.6 | 4.2 | 3.9 | 4.1 | 5.1 | 5.3 | 5.2 |
| high school graduate..... | | 5.1 | 6.3 | 5.8 | 16.4 | 15.3 | 15.8 | 20.7 | 20.7 | 20.7 |
| postsecondary other than college | | 1.6 | 2.2 | 1.9 | 3.7 | 4.2 | 3.9 | 4.4 | 4.6 | 4.5 |
| some college..... | | 10.9 | 11.8 | 11.4 | 12.0 | 12.9 | 12.5 | 14.7 | 15.0 | 14.8 |
| college degree..... | | 26.2 | 28.8 | 27.6 | 26.7 | 27.1 | 26.9 | 26.0 | 25.6 | 25.8 |
| some graduate school..... | | 6.7 | 6.7 | 6.7 | 4.8 | 4.5 | 4.6 | 3.9 | 3.5 | 3.7 |
| graduate degree..... | | 47.0 | 42.9 | 44.8 | 30.1 | 30.2 | 30.2 | 22.9 | 22.9 | 22.9 |
| Father's Occupation (6) 1316. | | | | | | | | | | |
| artist (incl performer)..... | | 1.2 | 3.1 | 2.2 | 1.2 | 1.4 | 1.3 | 0.9 | 1.0 | 1.0 |
| businessman..... | | 36.1 | 32.3 | 34.0 | 35.8 | 35.1 | 35.5 | 35.5 | 33.9 | 34.7 |
| clergy or religious worker..... | | 0.3 | 0.4 | 0.4 | 0.7 | 0.7 | 0.7 | 0.7 | 0.6 | 0.6 |
| college teacher or administrator | | 2.0 | 2.1 | 2.1 | 1.8 | 2.1 | 2.0 | 1.2 | 1.3 | 1.3 |
| doctor or dentist..... | | 7.5 | 7.8 | 7.7 | 4.2 | 4.3 | 4.2 | 3.2 | 3.1 | 3.1 |
| education (secondary)..... | | 4.2 | 5.6 | 4.9 | 4.8 | 4.6 | 4.7 | 4.0 | 3.9 | 4.0 |
| education (elementary)..... | | 1.2 | 1.0 | 1.1 | 0.9 | 0.6 | 0.8 | 0.7 | 0.6 | 0.6 |
| engineer..... | | 15.6 | 15.7 | 15.7 | 9.9 | 10.9 | 10.4 | 10.8 | 10.9 | 10.8 |
| farmer or forester..... | | 0.7 | 0.6 | 0.6 | 4.0 | 2.9 | 3.4 | 4.1 | 3.7 | 3.9 |
| health professional (non-M.D.).. | | 1.7 | 2.0 | 1.8 | 1.8 | 1.5 | 1.6 | 1.7 | 1.4 | 1.6 |
| lawyer..... | | 5.8 | 4.8 | 5.2 | 3.5 | 3.3 | 3.4 | 2.2 | 2.1 | 2.2 |
| military (career)..... | | 1.2 | 0.8 | 1.0 | 1.3 | 1.4 | 1.3 | 1.7 | 1.8 | 1.7 |
| research scientist..... | | 1.7 | 0.6 | 1.1 | 1.3 | 0.9 | 1.1 | 1.0 | 0.7 | 0.8 |
| skilled worker..... | | 3.3 | 2.7 | 3.0 | 6.7 | 5.4 | 6.1 | 8.1 | 7.0 | 7.5 |
| semi-skilled worker..... | | 0.8 | 0.4 | 0.6 | 3.0 | 2.2 | 2.6 | 3.6 | 3.1 | 3.3 |
| laborer (unskilled)..... | | 0.2 | 0.1 | 0.2 | 1.5 | 1.3 | 1.4 | 1.9 | 2.0 | 2.0 |
| unemployed..... | | 0.8 | 0.7 | 0.8 | 1.4 | 1.6 | 1.5 | 1.5 | 1.7 | 1.6 |
| other occupation..... | | 15.8 | 19.4 | 17.8 | 16.3 | 19.9 | 18.1 | 17.2 | 21.2 | 19.2 |
| Father's Religious Preference 1256. | | | | | | | | | | |
| Baptist..... | | 3.2 | 2.5 | 2.8 | 6.6 | 7.9 | 7.3 | 12.8 | 12.8 | 12.8 |
| Buddhist..... | | 0.0 | 0.0 | 0.0 | 1.1 | 1.1 | 1.1 | 0.5 | 0.4 | 0.4 |
| Congregational (UCC)..... | | 0.9 | 1.3 | 1.1 | 1.8 | 2.1 | 1.9 | 2.0 | 1.8 | 1.9 |
| Eastern Orthodox..... | | 1.9 | 1.3 | 1.6 | 0.9 | 0.9 | 0.9 | 0.7 | 0.7 | 0.7 |
| Episcopal..... | | 1.4 | 4.7 | 3.2 | 3.7 | 4.4 | 4.0 | 3.3 | 3.6 | 3.4 |
| Islamic..... | | 0.4 | 0.6 | 0.5 | 0.4 | 0.3 | 0.4 | 0.2 | 0.2 | 0.2 |
| Jewish..... | | 23.3 | 14.1 | 18.3 | 10.5 | 8.8 | 9.6 | 5.0 | 4.5 | 4.7 |
| Latter Day Saints (Mormon)..... | | 0.7 | 0.9 | 0.8 | 0.2 | 0.2 | 0.2 | 0.2 | 0.2 | 0.2 |
| Lutheran..... | | 5.1 | 3.9 | 4.5 | 6.5 | 5.6 | 6.0 | 8.6 | 7.9 | 8.3 |
| Methodist..... | | 4.6 | 4.4 | 4.5 | 9.1 | 10.0 | 9.5 | 11.1 | 11.9 | 11.5 |
| Presbyterian..... | | 6.5 | 10.3 | 8.6 | 6.7 | 7.9 | 7.3 | 6.5 | 7.1 | 6.8 |
| Quaker (Society of Friends)..... | | 0.4 | 0.1 | 0.2 | 0.3 | 0.2 | 0.3 | 0.2 | 0.2 | 0.2 |
| Roman Catholic..... | | 23.5 | 27.1 | 25.5 | 33.8 | 32.0 | 32.9 | 32.3 | 31.9 | 32.1 |
| Seventh Day Adventist..... | | 0.0 | 0.0 | 0.0 | 0.2 | 0.2 | 0.2 | 0.2 | 0.2 | 0.2 |
| other Protestant..... | | 6.1 | 5.2 | 5.7 | 4.6 | 4.2 | 4.4 | 4.4 | 4.0 | 4.2 |
| other religion..... | | 3.0 | 3.5 | 3.3 | 2.9 | 3.1 | 3.0 | 3.0 | 3.1 | 3.1 |
| none..... | | 19.1 | 20.0 | 19.6 | 10.8 | 11.0 | 10.9 | 9.1 | 9.4 | 9.3 |

Cooperative Institutional Research Program
 conducted jointly by the
 American Council on Education and the University of California, Los Angeles
 SUMMARY OF DATA ON ENTERING FRESHMEN FOR FALL (1985)

Name of Institution
 TOTAL FIRST TIME FULL TIME

| Item Description | Number of Respondents | TOTAL FIRST TIME FULL TIME | | | Pub Univ-hi select | | | Public Universities | | |
|--------------------------------------|--------------------------|----------------------------|--------|-------|--------------------|--------|-------|---------------------|--------|-------|
| | | Male | Female | Total | Male | Female | Total | Male | Female | Total |
| | | --(Percentages)-- | | | --(Percentages)-- | | | --(Percentages)-- | | |
| Mother's Education | | 1340. | | | | | | | | |
| grammar school or less..... | | 0.8 | 0.4 | 0.6 | 2.0 | 1.6 | 1.8 | 1.6 | 1.6 | 1.6 |
| some high school..... | | 0.8 | 0.3 | 0.5 | 2.9 | 3.1 | 3.0 | 3.7 | 4.2 | 4.0 |
| high school graduate..... | | 14.4 | 12.3 | 13.3 | 24.8 | 23.1 | 23.9 | 31.7 | 30.6 | 31.2 |
| postsecondary other than college | | 4.1 | 5.2 | 4.7 | 7.6 | 7.8 | 7.7 | 7.5 | 8.3 | 7.9 |
| some college..... | | 24.1 | 24.6 | 24.4 | 17.0 | 18.1 | 17.6 | 18.4 | 19.4 | 18.9 |
| college degree..... | | 30.5 | 32.7 | 31.7 | 28.1 | 28.1 | 28.1 | 23.6 | 22.4 | 23.0 |
| some graduate school..... | | 6.7 | 6.8 | 6.8 | 4.8 | 4.7 | 4.7 | 3.7 | 3.5 | 3.6 |
| graduate degree..... | | 18.4 | 17.6 | 18.0 | 12.8 | 13.5 | 13.2 | 9.8 | 9.9 | 9.9 |
| Mother's Occupation (6) | | 1305. | | | | | | | | |
| artist (incl performer)..... | | 4.7 | 4.8 | 4.8 | 2.5 | 2.5 | 2.5 | 1.8 | 1.8 | 1.8 |
| businesswoman..... | | 16.3 | 16.6 | 16.5 | 13.7 | 14.0 | 13.8 | 13.8 | 14.5 | 14.2 |
| business (clerical)..... | | 7.2 | 6.0 | 6.6 | 9.7 | 11.0 | 10.4 | 10.6 | 11.6 | 11.1 |
| clergy or religious worker..... | | 0.2 | 0.1 | 0.2 | 0.2 | 0.1 | 0.2 | 0.2 | 0.1 | 0.1 |
| college teacher or administrator | | 0.7 | 0.8 | 0.8 | 0.8 | 0.7 | 0.7 | 0.4 | 0.4 | 0.4 |
| doctor or dentist..... | | 1.0 | 1.0 | 1.0 | 0.5 | 0.4 | 0.5 | 0.3 | 0.3 | 0.3 |
| education (secondary)..... | | 4.5 | 4.6 | 4.6 | 5.0 | 5.1 | 5.0 | 4.4 | 4.4 | 4.4 |
| education (elementary)..... | | 10.3 | 10.3 | 10.3 | 7.7 | 8.0 | 7.9 | 7.6 | 7.0 | 7.3 |
| engineer..... | | 0.2 | 0.1 | 0.2 | 0.2 | 0.1 | 0.2 | 0.2 | 0.2 | 0.2 |
| farmer or forester..... | | 0.0 | 0.0 | 0.0 | 0.5 | 0.2 | 0.3 | 0.4 | 0.2 | 0.3 |
| health professional (non-M.D.).. | | 1.5 | 3.0 | 2.3 | 2.3 | 2.2 | 2.3 | 2.1 | 2.1 | 2.1 |
| homemaker (full-time)..... | | 23.1 | 20.8 | 21.8 | 20.7 | 20.9 | 20.8 | 21.2 | 20.9 | 21.0 |
| lawyer..... | | 1.0 | 0.6 | 0.8 | 0.5 | 0.3 | 0.4 | 0.3 | 0.2 | 0.2 |
| nurse..... | | 5.4 | 6.3 | 5.9 | 7.7 | 7.3 | 7.5 | 7.8 | 7.8 | 7.8 |
| research scientist..... | | 0.7 | 0.4 | 0.5 | 0.3 | 0.2 | 0.3 | 0.2 | 0.1 | 0.1 |
| social, welfare or rec. worker.. | | 1.9 | 1.7 | 1.8 | 1.7 | 1.6 | 1.7 | 1.3 | 1.2 | 1.2 |
| skilled worker..... | | 0.5 | 1.1 | 0.8 | 1.7 | 1.4 | 1.6 | 1.9 | 1.6 | 1.7 |
| semi-skilled worker..... | | 2.4 | 0.4 | 1.3 | 2.6 | 1.6 | 2.1 | 2.8 | 1.8 | 2.3 |
| laborer (unskilled)..... | | 0.2 | 0.1 | 0.2 | 1.4 | 1.0 | 1.2 | 1.5 | 1.4 | 1.4 |
| unemployed..... | | 5.7 | 3.9 | 4.8 | 5.7 | 4.5 | 5.1 | 6.2 | 5.3 | 5.8 |
| other occupation..... | | 12.6 | 17.2 | 15.1 | 14.6 | 16.9 | 15.8 | 15.3 | 17.1 | 16.2 |
| Mother's Religious Preference | | 1268. | | | | | | | | |
| Baptist..... | | 3.8 | 2.9 | 3.3 | 7.0 | 8.0 | 7.5 | 13.1 | 13.3 | 13.2 |
| Buddhist..... | | 0.0 | 0.0 | 0.0 | 1.2 | 1.2 | 1.2 | 0.5 | 0.4 | 0.5 |
| Congregational (UCC)..... | | 1.9 | 1.4 | 1.7 | 1.9 | 2.3 | 2.1 | 2.1 | 2.0 | 2.1 |
| Eastern Orthodox..... | | 1.9 | 1.2 | 1.5 | 0.8 | 0.8 | 0.8 | 0.6 | 0.6 | 0.6 |
| Episcopal..... | | 2.8 | 5.8 | 4.4 | 4.2 | 4.9 | 4.6 | 3.7 | 4.0 | 3.8 |
| Islamic..... | | 0.2 | 0.1 | 0.2 | 0.3 | 0.2 | 0.3 | 0.2 | 0.1 | 0.2 |
| Jewish..... | | 21.0 | 14.6 | 17.5 | 10.0 | 8.5 | 9.2 | 4.7 | 4.3 | 4.5 |
| Latter Day Saints (Mormon)..... | | 1.0 | 0.7 | 0.9 | 0.3 | 0.2 | 0.2 | 0.3 | 0.3 | 0.3 |
| Lutheran..... | | 5.2 | 5.1 | 5.1 | 6.4 | 5.8 | 6.1 | 8.7 | 8.1 | 8.4 |
| Methodist..... | | 4.9 | 5.2 | 5.0 | 9.6 | 10.5 | 10.1 | 11.4 | 12.5 | 11.9 |
| Presbyterian..... | | 7.1 | 12.0 | 9.8 | 6.7 | 8.3 | 7.5 | 6.7 | 7.4 | 7.1 |
| Quaker (Society of Friends)..... | | 0.5 | 0.3 | 0.4 | 0.3 | 0.2 | 0.3 | 0.2 | 0.2 | 0.2 |
| Roman Catholic..... | | 27.3 | 30.6 | 29.1 | 35.9 | 34.3 | 35.1 | 34.3 | 33.8 | 34.0 |
| Seventh Day Adventist..... | | 0.0 | 0.3 | 0.2 | 0.2 | 0.2 | 0.2 | 0.3 | 0.2 | 0.2 |
| other Protestant..... | | 6.1 | 5.6 | 5.8 | 4.8 | 4.5 | 4.7 | 4.5 | 4.5 | 4.5 |
| other religion..... | | 2.3 | 4.3 | 3.4 | 2.9 | 3.6 | 3.3 | 3.2 | 3.5 | 3.4 |
| none..... | | 13.9 | 10.0 | 11.8 | 7.4 | 6.4 | 6.9 | 5.6 | 4.7 | 5.2 |

Cooperative Institutional Research Program
 conducted jointly by the
 American Council on Education and the University of California, Los Angeles
 SUMMARY OF DATA ON ENTERING FRESHMEN FOR FALL (1985)

Name of Institution
TOTAL FIRST TIME FULL TIME

| Item Description | Number of Respondents | TOTAL FIRST TIME FULL TIME | | | Pub Univ-hi select | | | Public Universities | | |
|---|-----------------------|----------------------------|--------|-------|--------------------|--------|-------|---------------------|--------|-------|
| | | Male | Female | Total | Male | Female | Total | Male | Female | Total |
| | | (Percentages) | | | (Percentages) | | | (Percentages) | | |
| SOURCES FOR EDUCATIONAL EXPENSES | | | | | | | | | | |
| PERSONAL or FAMILY RESOURCES: | | | | | | | | | | |
| Parental Aid | 1356. | | | | | | | | | |
| none..... | | 10.9 | 11.1 | 11.0 | 21.4 | 17.1 | 19.2 | 23.1 | 19.9 | 21.5 |
| \$1-\$499..... | | 4.6 | 1.9 | 3.1 | 6.1 | 5.9 | 6.0 | 6.8 | 6.9 | 6.9 |
| \$500-\$999..... | | 3.7 | 3.8 | 3.8 | 5.7 | 5.7 | 5.7 | 6.6 | 6.5 | 6.6 |
| \$1,000-\$1,499..... | | 6.5 | 4.9 | 5.6 | 7.2 | 6.5 | 6.8 | 7.9 | 7.2 | 7.5 |
| \$1,500-\$1,999..... | | 4.7 | 4.5 | 4.6 | 5.3 | 5.2 | 5.3 | 5.9 | 5.8 | 5.9 |
| \$2,000-\$3,000..... | | 12.7 | 10.0 | 11.2 | 12.0 | 11.6 | 11.8 | 11.4 | 11.6 | 11.5 |
| over \$3,000..... | | 56.9 | 64.0 | 60.8 | 42.3 | 48.0 | 45.2 | 38.2 | 42.0 | 40.1 |
| Spouse | 1356. | | | | | | | | | |
| none..... | | 100.0 | 100.0 | 100.0 | 99.5 | 99.7 | 99.6 | 99.3 | 99.6 | 99.5 |
| \$1-\$499..... | | 0.0 | 0.0 | 0.0 | 0.1 | 0.1 | 0.1 | 0.2 | 0.2 | 0.2 |
| \$500-\$999..... | | 0.0 | 0.0 | 0.0 | 0.1 | 0.0 | 0.1 | 0.1 | 0.0 | 0.1 |
| \$1,000-\$1,499..... | | 0.0 | 0.0 | 0.0 | 0.1 | 0.0 | 0.1 | 0.1 | 0.0 | 0.1 |
| \$1,500-\$1,999..... | | 0.0 | 0.0 | 0.0 | 0.0 | 0.0 | 0.0 | 0.1 | 0.0 | 0.0 |
| \$2,000-\$3,000..... | | 0.0 | 0.0 | 0.0 | 0.1 | 0.0 | 0.0 | 0.1 | 0.0 | 0.1 |
| over \$3,000..... | | 0.0 | 0.0 | 0.0 | 0.1 | 0.0 | 0.1 | 0.1 | 0.1 | 0.1 |
| Savings from Summer Work | 1356. | | | | | | | | | |
| none..... | | 45.2 | 42.5 | 41.7 | 39.9 | 39.9 | 39.9 | 42.3 | 42.7 | 42.5 |
| \$1-\$499..... | | 18.2 | 25.2 | 27.3 | 19.1 | 25.9 | 22.6 | 19.0 | 25.4 | 22.2 |
| \$500-\$999..... | | 18.2 | 18.9 | 18.0 | 19.4 | 19.1 | 19.2 | 16.9 | 17.2 | 17.0 |
| \$1,000-\$1,499..... | | 10.2 | 8.5 | 9.3 | 12.6 | 10.2 | 11.3 | 11.7 | 9.3 | 10.5 |
| \$1,500-\$1,999..... | | 8.1 | 2.4 | 3.2 | 4.2 | 2.8 | 3.5 | 4.5 | 3.0 | 3.7 |
| \$2,000-\$3,000..... | | 2.1 | 2.0 | 2.1 | 3.5 | 1.7 | 2.6 | 3.9 | 1.9 | 2.9 |
| over \$3,000..... | | 1.5 | 0.4 | 0.9 | 1.4 | 0.4 | 0.9 | 1.7 | 0.5 | 1.1 |
| Other Savings | 1356. | | | | | | | | | |
| none..... | | 69.6 | 72.2 | 71.0 | 72.2 | 72.5 | 72.3 | 74.2 | 74.0 | 74.1 |
| \$1-\$499..... | | 13.0 | 14.4 | 13.8 | 12.3 | 13.9 | 13.1 | 11.9 | 13.3 | 12.6 |
| \$500-\$999..... | | 6.0 | 5.1 | 5.5 | 6.2 | 5.4 | 5.8 | 5.5 | 5.0 | 5.3 |
| \$1,000-\$1,499..... | | 3.7 | 3.2 | 3.5 | 3.8 | 3.9 | 3.8 | 3.5 | 3.4 | 3.5 |
| \$1,500-\$1,999..... | | 1.8 | 0.5 | 1.1 | 1.4 | 1.4 | 1.4 | 1.4 | 1.4 | 1.4 |
| \$2,000-\$3,000..... | | 2.1 | 1.6 | 1.8 | 1.6 | 1.4 | 1.5 | 1.4 | 1.4 | 1.4 |
| over \$3,000..... | | 3.7 | 2.8 | 3.2 | 2.3 | 1.6 | 2.0 | 2.0 | 1.6 | 1.8 |
| Full-time Job while in College | 1356. | | | | | | | | | |
| none..... | | 98.9 | 99.7 | 99.3 | 98.7 | 99.3 | 99.0 | 98.3 | 98.8 | 98.5 |
| \$1-\$499..... | | 0.5 | 0.0 | 0.2 | 0.4 | 0.2 | 0.3 | 0.6 | 0.4 | 0.5 |
| \$500-\$999..... | | 0.2 | 0.0 | 0.1 | 0.4 | 0.2 | 0.3 | 0.5 | 0.4 | 0.4 |
| \$1,000-\$1,499..... | | 0.3 | 0.3 | 0.3 | 0.2 | 0.1 | 0.2 | 0.3 | 0.2 | 0.3 |
| \$1,500-\$1,999..... | | 0.2 | 0.0 | 0.1 | 0.1 | 0.0 | 0.1 | 0.1 | 0.1 | 0.1 |
| \$2,000-\$3,000..... | | 0.0 | 0.0 | 0.0 | 0.1 | 0.1 | 0.1 | 0.1 | 0.1 | 0.1 |
| over \$3,000..... | | 0.0 | 0.0 | 0.0 | 0.1 | 0.0 | 0.0 | 0.1 | 0.0 | 0.1 |

Cooperative Institutional Research Program
 conducted jointly by the
 American Council on Education and the University of California, Los Angeles
 SUMMARY OF DATA ON ENTERING FRESHMEN FOR FALL (1985)

Name of Institution
 TCTAL FIRST TIME FULL TIME

| Item Description | Number of Respondents | TOTAL FIRST TIME FULL TIME | | | Pub Univ-hi select | | | Public Universities | | |
|---|--------------------------|----------------------------|--------|-------|--------------------|--------|-------|---------------------|--------|-------|
| | | Male | Female | Total | Male | Female | Total | Male | Female | Total |
| ----- (Percentages) ----- (Percentages) ----- (Percentages) ----- | | | | | | | | | | |
| SOURCES FOR EDUCATIONAL EXPENSES | | | | | | | | | | |
| PERSONAL or FAMILY RESOURCES: | | | | | | | | | | |
| Part-time Job while in College | 1356. | | | | | | | | | |
| none..... | | 68.5 | 64.0 | 66.0 | 75.4 | 72.5 | 73.9 | 73.2 | 69.6 | 71.4 |
| \$1-\$499..... | | 16.9 | 19.2 | 18.1 | 14.0 | 16.9 | 15.5 | 14.7 | 18.5 | 16.6 |
| \$500-\$999..... | | 9.3 | 10.5 | 10.0 | 7.2 | 7.3 | 7.2 | 7.9 | 8.1 | 8.0 |
| \$1,000-\$1,499..... | | 2.8 | 4.3 | 3.6 | 2.2 | 2.4 | 2.3 | 2.8 | 2.7 | 2.8 |
| \$1,500-\$1,999..... | | 1.0 | 1.1 | 1.0 | 0.8 | 0.7 | 0.7 | 0.8 | 0.7 | 0.8 |
| \$2,000-\$3,000..... | | 1.0 | 0.7 | 0.8 | 0.2 | 0.2 | 0.2 | 0.4 | 0.3 | 0.3 |
| over \$3,000..... | | 0.7 | 0.3 | 0.4 | 0.2 | 0.1 | 0.1 | 0.2 | 0.1 | 0.2 |
| AID WHICH NEED NOT BE REPAYED: | | | | | | | | | | |
| Pell Grant | 1356. | | | | | | | | | |
| none..... | | 95.8 | 94.6 | 95.1 | 86.6 | 87.2 | 86.9 | 88.4 | 87.9 | 88.2 |
| \$1-\$499..... | | 1.1 | 0.7 | 0.9 | 3.0 | 2.7 | 2.8 | 2.5 | 2.8 | 2.6 |
| \$500-\$999..... | | 1.0 | 0.9 | 1.0 | 3.3 | 3.4 | 3.3 | 3.1 | 3.0 | 3.1 |
| \$1,000-\$1,499..... | | 1.6 | 2.2 | 1.9 | 3.2 | 3.3 | 3.2 | 2.9 | 3.0 | 2.9 |
| \$1,500-\$1,999..... | | 0.5 | 1.1 | 0.8 | 1.9 | 1.8 | 1.9 | 1.6 | 1.7 | 1.7 |
| \$2,000-\$3,000..... | | 0.0 | 0.3 | 0.1 | 1.6 | 1.5 | 1.5 | 1.1 | 1.2 | 1.2 |
| over \$3,000..... | | 0.0 | 0.3 | 0.1 | 0.3 | 0.2 | 0.3 | 0.3 | 0.3 | 0.3 |
| Supplemental Educational Opportunity Grant | 1356. | | | | | | | | | |
| none..... | | 97.4 | 98.4 | 97.9 | 96.1 | 96.2 | 96.2 | 96.9 | 96.8 | 96.9 |
| \$1-\$499..... | | 0.8 | 0.4 | 0.6 | 1.6 | 1.2 | 1.4 | 1.2 | 1.1 | 1.1 |
| \$500-\$999..... | | 0.5 | 0.4 | 0.4 | 1.2 | 1.3 | 1.2 | 1.0 | 1.1 | 1.0 |
| \$1,000-\$1,499..... | | 0.8 | 0.3 | 0.5 | 0.6 | 0.7 | 0.7 | 0.6 | 0.6 | 0.6 |
| \$1,500-\$1,999..... | | 0.3 | 0.3 | 0.3 | 0.2 | 0.2 | 0.2 | 0.2 | 0.2 | 0.2 |
| \$2,000-\$3,000..... | | 0.2 | 0.1 | 0.1 | 0.2 | 0.2 | 0.2 | 0.1 | 0.1 | 0.1 |
| over \$3,000..... | | 0.0 | 0.1 | 0.1 | 0.1 | 0.1 | 0.1 | 0.1 | 0.1 | 0.1 |
| State Scholarship or Grant | 1356. | | | | | | | | | |
| none..... | | 91.1 | 93.5 | 92.4 | 79.4 | 83.3 | 81.4 | 88.4 | 88.6 | 88.5 |
| \$1-\$499..... | | 2.0 | 0.4 | 1.1 | 12.6 | 8.7 | 10.6 | 5.3 | 4.8 | 5.0 |
| \$500-\$999..... | | 0.8 | 2.3 | 1.6 | 3.3 | 3.7 | 3.5 | 2.9 | 3.2 | 3.0 |
| \$1,000-\$1,499..... | | 5.2 | 3.0 | 4.0 | 3.3 | 3.1 | 3.2 | 2.2 | 2.4 | 2.3 |
| \$1,500-\$1,999..... | | 0.2 | 0.4 | 0.3 | 0.6 | 0.5 | 0.5 | 0.6 | 0.5 | 0.5 |
| \$2,000-\$3,000..... | | 0.7 | 0.3 | 0.4 | 0.5 | 0.5 | 0.5 | 0.4 | 0.4 | 0.4 |
| over \$3,000..... | | 0.2 | 0.1 | 0.1 | 0.3 | 0.2 | 0.3 | 0.3 | 0.2 | 0.3 |
| College Work-Study Grant | 1356. | | | | | | | | | |
| none..... | | 58.0 | 95.8 | 96.8 | 92.7 | 90.3 | 91.5 | 94.5 | 93.0 | 93.8 |
| \$1-\$499..... | | 0.3 | 0.8 | 0.6 | 2.5 | 3.5 | 3.0 | 1.8 | 2.3 | 2.1 |
| \$500-\$999..... | | 1.0 | 1.1 | 1.0 | 2.8 | 3.5 | 3.2 | 2.0 | 2.5 | 2.3 |
| \$1,000-\$1,499..... | | 0.5 | 1.8 | 1.2 | 1.4 | 1.9 | 1.7 | 1.2 | 1.6 | 1.4 |
| \$1,500-\$1,999..... | | 0.2 | 0.4 | 0.3 | 0.5 | 0.6 | 0.5 | 0.3 | 0.4 | 0.4 |
| \$2,000-\$3,000..... | | 0.0 | 0.1 | 0.1 | 0.1 | 0.1 | 0.1 | 0.0 | 0.1 | 0.1 |
| over \$3,000..... | | 0.0 | 0.0 | 0.0 | 0.0 | 0.0 | 0.0 | 0.1 | 0.0 | 0.0 |

Cooperative Institutional Research Program

conducted jointly by the

American Council on Education and the University of California, Los Angeles

SUMMARY OF DATA ON ENTERING FRESHMEN FOR FALL (1985)

Name of Institution
TOTAL FIRST TIME FULL TIME

| Item Description | Number of Respondents | TOTAL FIRST TIME FULL TIME | | | Pub Univ-hi select | | | Public Universities | | |
|---|--------------------------|----------------------------|--------|-------|--------------------|--------|-------|---------------------|--------|-------|
| | | Male | Female | Total | Male | Female | Total | Male | Female | Total |
| | | (Percentages) | | | (Percentages) | | | (Percentages) | | |
| SOURCES FOR EDUCATIONAL EXPENSES | | | | | | | | | | |
| AID WHICH NEED NOT BE REPAID: | | | | | | | | | | |
| Other College Grant | 1356. | | | | | | | | | |
| none..... | | 80.0 | 81.2 | 80.7 | 84.1 | 83.6 | 83.8 | 85.8 | 84.8 | 85.3 |
| \$1-\$499..... | | 4.4 | 2.6 | 3.4 | 5.2 | 5.1 | 5.1 | 3.6 | 4.3 | 4.0 |
| \$500-\$999..... | | 3.3 | 2.8 | 3.0 | 3.4 | 3.7 | 3.5 | 3.6 | 3.7 | 3.7 |
| \$1,000-\$1,499..... | | 6.7 | 7.0 | 6.9 | 3.2 | 3.6 | 3.4 | 3.2 | 3.7 | 3.4 |
| \$1,500-\$1,999..... | | 1.3 | 1.8 | 1.5 | 0.9 | 1.2 | 1.0 | 1.2 | 1.2 | 1.2 |
| \$2,000-\$3,000..... | | 3.3 | 2.3 | 2.7 | 1.5 | 1.4 | 1.5 | 1.1 | 1.1 | 1.1 |
| over \$3,000..... | | 1.1 | 2.3 | 1.8 | 1.7 | 1.5 | 1.6 | 1.5 | 1.1 | 1.3 |
| Corporate Tuition Assistance | 1356. | | | | | | | | | |
| none..... | | 97.9 | 98.2 | 98.1 | 97.8 | 98.3 | 98.0 | 98.7 | 99.0 | 98.8 |
| \$1-\$499..... | | 0.2 | 0.3 | 0.2 | 0.6 | 0.5 | 0.5 | 0.3 | 0.3 | 0.3 |
| \$500-\$999..... | | 0.5 | 0.4 | 0.4 | 0.7 | 0.5 | 0.6 | 0.3 | 0.3 | 0.3 |
| \$1,000-\$1,499..... | | 0.3 | 0.3 | 0.3 | 0.4 | 0.3 | 0.4 | 0.3 | 0.2 | 0.3 |
| \$1,500-\$1,999..... | | 0.5 | 0.3 | 0.4 | 0.1 | 0.1 | 0.1 | 0.1 | 0.1 | 0.1 |
| \$2,000-\$3,000..... | | 0.3 | 0.9 | 0.4 | 0.3 | 0.2 | 0.3 | 0.1 | 0.1 | 0.1 |
| over \$3,000..... | | 0.3 | 0.1 | 0.2 | 0.1 | 0.1 | 0.1 | 0.1 | 0.0 | 0.1 |
| Other Private Grant | 1356. | | | | | | | | | |
| none..... | | 88.9 | 87.7 | 88.3 | 91.8 | 90.7 | 91.2 | 94.1 | 94.1 | 94.1 |
| \$1-\$499..... | | 3.9 | 4.5 | 4.2 | 3.6 | 3.8 | 3.7 | 2.3 | 2.4 | 2.3 |
| \$500-\$999..... | | 3.3 | 4.0 | 3.7 | 2.0 | 2.5 | 2.2 | 1.7 | 1.6 | 1.6 |
| \$1,000-\$1,499..... | | 2.0 | 1.6 | 1.8 | 1.2 | 1.5 | 1.4 | 1.0 | 1.0 | 1.0 |
| \$1,500-\$1,999..... | | 0.5 | 0.7 | 0.6 | 0.5 | 0.4 | 0.4 | 0.3 | 0.3 | 0.3 |
| \$2,000-\$3,000..... | | 1.1 | 1.1 | 1.1 | 0.6 | 0.6 | 0.6 | 0.4 | 0.4 | 0.4 |
| over \$3,000..... | | 0.3 | 0.4 | 0.4 | 0.4 | 0.4 | 0.4 | 0.3 | 0.2 | 0.2 |
| Student's G.I. Benefits | 1356. | | | | | | | | | |
| none..... | | 99.8 | 99.9 | 99.9 | 99.4 | 99.8 | 99.6 | 99.3 | 99.8 | 99.6 |
| \$1-\$499..... | | 0.0 | 0.0 | 0.0 | 0.1 | 0.0 | 0.1 | 0.1 | 0.1 | 0.1 |
| \$500-\$999..... | | 0.2 | 0.1 | 0.1 | 0.1 | 0.0 | 0.1 | 0.1 | 0.0 | 0.0 |
| \$1,000-\$1,499..... | | 0.0 | 0.0 | 0.0 | 0.1 | 0.0 | 0.1 | 0.2 | 0.0 | 0.1 |
| \$1,500-\$1,999..... | | 0.0 | 0.0 | 0.0 | 0.0 | 0.0 | 0.0 | 0.1 | 0.0 | 0.0 |
| \$2,000-\$3,000..... | | 0.0 | 0.0 | 0.0 | 0.1 | 0.0 | 0.0 | 0.1 | 0.0 | 0.1 |
| over \$3,000..... | | 0.0 | 0.0 | 0.0 | 0.1 | 0.1 | 0.1 | 0.3 | 0.0 | 0.1 |
| Parent's G.I. Benefits | 1356. | | | | | | | | | |
| none..... | | 100.0 | 99.9 | 99.9 | 99.5 | 99.7 | 99.6 | 99.5 | 99.6 | 99.5 |
| \$1-\$499..... | | 0.0 | 0.0 | 0.0 | 0.1 | 0.1 | 0.1 | 0.1 | 0.1 | 0.1 |
| \$500-\$999..... | | 0.0 | 0.0 | 0.0 | 0.1 | 0.1 | 0.1 | 0.1 | 0.1 | 0.1 |
| \$1,000-\$1,499..... | | 0.0 | 0.0 | 0.0 | 0.1 | 0.1 | 0.1 | 0.1 | 0.0 | 0.1 |
| \$1,500-\$1,999..... | | 0.0 | 0.0 | 0.0 | 0.0 | 0.0 | 0.0 | 0.0 | 0.0 | 0.0 |
| \$2,000-\$3,000..... | | 0.0 | 0.0 | 0.0 | 0.1 | 0.0 | 0.1 | 0.0 | 0.1 | 0.1 |
| over \$3,000..... | | 0.0 | 0.1 | 0.1 | 0.1 | 0.1 | 0.1 | 0.1 | 0.1 | 0.1 |

Cooperative Institutional Research Program
 conducted jointly by the
 American Council on Education and the University of California, Los Angeles
 SUMMARY OF DATA ON ENTERING FRESHMEN FOR FALL (1985)

Name of Institution
 TOTAL FIRST TIME FULL TIME

| Item Description | Number of Respondents | TOTAL FIRST TIME FULL TIME | | | Pub Univ-hi select | | | Public Universities | | |
|--|--------------------------|----------------------------|--------|-------|--------------------|--------|-------|---------------------|--------|-------|
| | | Male | Female | Total | Male | Female | Total | Male | Female | Total |
| | | (Percentages) | | | (Percentages) | | | (Percentages) | | |
| SOURCES FOR EDUCATIONAL EXPENSES | | | | | | | | | | |
| AID WHICH NEED NOT BE REPAYED: | | | | | | | | | | |
| Other Government Aid 1356. | | | | | | | | | | |
| none..... | | 98.2 | 98.9 | 98.6 | 97.9 | 99.2 | 98.5 | 98.1 | 99.2 | 98.6 |
| \$1-\$499..... | | 0.2 | 0.3 | 0.2 | 0.3 | 0.3 | 0.3 | 0.3 | 0.2 | 0.3 |
| \$500-\$999..... | | 0.0 | 0.0 | 0.0 | 0.3 | 0.1 | 0.2 | 0.3 | 0.1 | 0.2 |
| \$1,000-\$1,499..... | | 0.0 | 0.3 | 0.1 | 0.2 | 0.1 | 0.2 | 0.2 | 0.1 | 0.2 |
| \$1,500-\$1,999..... | | 0.2 | 0.1 | 0.1 | 0.3 | 0.0 | 0.1 | 0.2 | 0.0 | 0.1 |
| \$2,000-\$3,000..... | | 0.3 | 0.4 | 0.4 | 0.3 | 0.2 | 0.2 | 0.3 | 0.1 | 0.2 |
| over \$3,000..... | | 1.1 | 0.0 | 0.5 | 0.8 | 0.1 | 0.5 | 0.6 | 0.2 | 0.4 |
| AID WHICH MUST BE REPAYED: | | | | | | | | | | |
| Federal Guaranteed Student Loan 1356. | | | | | | | | | | |
| none..... | | 93.5 | 93.5 | 93.5 | 80.4 | 81.4 | 80.9 | 82.7 | 83.2 | 83.0 |
| \$1-\$499..... | | 0.7 | 0.7 | 0.7 | 1.3 | 1.5 | 1.4 | 1.1 | 1.3 | 1.2 |
| \$500-\$999..... | | 0.7 | 0.8 | 0.7 | 2.4 | 2.2 | 2.3 | 2.2 | 2.1 | 2.1 |
| \$1,000-\$1,499..... | | 1.0 | 1.1 | 1.0 | 3.1 | 3.1 | 3.1 | 3.1 | 2.9 | 3.0 |
| \$1,500-\$1,999..... | | 0.5 | 0.7 | 0.6 | 2.8 | 2.5 | 2.7 | 2.1 | 2.1 | 2.1 |
| \$2,000-\$3,000..... | | 3.3 | 3.0 | 3.1 | 9.2 | 8.9 | 9.0 | 8.0 | 7.6 | 7.8 |
| over \$3,000..... | | 0.5 | 0.3 | 0.4 | 0.7 | 0.5 | 0.6 | 0.8 | 0.8 | 0.8 |
| National Direct Student Loan 1356. | | | | | | | | | | |
| none..... | | 98.0 | 99.2 | 98.7 | 94.0 | 93.5 | 93.8 | 95.5 | 95.5 | 95.5 |
| \$1-\$499..... | | 0.3 | 0.3 | 0.3 | 1.3 | 1.7 | 1.5 | 0.8 | 1.0 | 0.9 |
| \$500-\$999..... | | 0.8 | 0.3 | 0.5 | 2.0 | 2.1 | 2.0 | 1.5 | 1.4 | 1.4 |
| \$1,000-\$1,499..... | | 0.8 | 0.3 | 0.5 | 1.3 | 1.3 | 1.3 | 1.1 | 1.1 | 1.1 |
| \$1,500-\$1,999..... | | 0.0 | 0.0 | 0.0 | 0.6 | 0.6 | 0.6 | 0.4 | 0.4 | 0.4 |
| \$2,000-\$3,000..... | | 0.0 | 0.0 | 0.0 | 0.8 | 0.8 | 0.8 | 0.6 | 0.6 | 0.6 |
| over \$3,000..... | | 0.0 | 0.0 | 0.0 | 0.1 | 0.1 | 0.1 | 0.1 | 0.1 | 0.1 |
| Other College Loan 1356. | | | | | | | | | | |
| none..... | | 99.2 | 98.5 | 98.8 | 96.3 | 96.8 | 96.6 | 96.7 | 96.9 | 96.8 |
| \$1-\$499..... | | 0.0 | 0.1 | 0.1 | 0.7 | 0.6 | 0.6 | 0.6 | 0.6 | 0.6 |
| \$500-\$999..... | | 0.2 | 0.1 | 0.1 | 0.7 | 0.7 | 0.7 | 0.7 | 0.6 | 0.6 |
| \$1,000-\$1,499..... | | 0.2 | 1.1 | 0.7 | 0.8 | 0.7 | 0.7 | 0.6 | 0.7 | 0.6 |
| \$1,500-\$1,999..... | | 0.2 | 0.1 | 0.1 | 0.5 | 0.3 | 0.4 | 0.4 | 0.3 | 0.3 |
| \$2,000-\$3,000..... | | 0.2 | 0.0 | 0.1 | 0.9 | 0.7 | 0.8 | 0.7 | 0.7 | 0.7 |
| over \$3,000..... | | 0.2 | 0.0 | 0.1 | 0.3 | 0.3 | 0.3 | 0.3 | 0.3 | 0.3 |
| Other Loan 1356. | | | | | | | | | | |
| none..... | | 98.5 | 97.4 | 97.9 | 96.7 | 96.4 | 96.5 | 96.7 | 96.6 | 96.7 |
| \$1-\$499..... | | 0.3 | 0.3 | 0.3 | 0.5 | 0.4 | 0.5 | 0.6 | 0.5 | 0.5 |
| \$500-\$999..... | | 0.2 | 0.5 | 0.4 | 0.6 | 0.6 | 0.6 | 0.6 | 0.5 | 0.5 |
| \$1,000-\$1,499..... | | 0.5 | 0.4 | 0.4 | 0.8 | 0.8 | 0.8 | 0.6 | 0.7 | 0.6 |
| \$1,500-\$1,999..... | | 0.0 | 0.3 | 0.1 | 0.3 | 0.4 | 0.3 | 0.3 | 0.4 | 0.3 |
| \$2,000-\$3,000..... | | 0.5 | 0.7 | 0.6 | 0.7 | 0.9 | 0.8 | 0.8 | 0.8 | 0.8 |
| over \$3,000..... | | 0.0 | 0.4 | 0.2 | 0.5 | 0.5 | 0.5 | 0.5 | 0.5 | 0.5 |

Cooperative Institutional Research Program
 conducted jointly by the
 American Council on Education and the University of California, Los Angeles
 SUMMARY OF DATA ON ENTERING FRESHMEN FOR FALL (1985)

Name of Institution
 TOTAL FIRST TIME FULL TIME

| Item Description | Number of Respondents | TOTAL FIRST TIME FULL TIME | | | Pub Univ-hi select | | | Public Universities | | |
|---|-----------------------|----------------------------|--------|-------|--------------------|--------|-------|---------------------|--------|-------|
| | | Male | Female | Total | Male | Female | Total | Male | Female | Total |
| | | --(Percentages)-- | | | --(Percentages)-- | | | --(Percentages)-- | | |
| SOURCES FOR EDUCATIONAL EXPENSES | | | | | | | | | | |
| OTHER AID: | | | | | | | | | | |
| Aid not Mentioned Above | 1356. | | | | | | | | | |
| none..... | | 98.5 | 96.1 | 97.2 | 97.8 | 96.9 | 97.3 | 97.9 | 97.1 | 97.5 |
| \$1-\$49..... | | 0.3 | 1.5 | 1.0 | 0.8 | 1.1 | 1.0 | 0.7 | 1.0 | 0.8 |
| \$50-\$99..... | | 0.3 | 0.8 | 0.6 | 0.4 | 0.7 | 0.5 | 0.4 | 0.6 | 0.5 |
| \$1,000-\$1,499..... | | 0.2 | 0.4 | 0.3 | 0.3 | 0.5 | 0.4 | 0.3 | 0.5 | 0.4 |
| \$1,500-\$1,999..... | | 0.2 | 0.1 | 0.1 | 0.1 | 0.2 | 0.2 | 0.1 | 0.2 | 0.2 |
| \$2,000-\$3,000..... | | 0.2 | 0.3 | 0.2 | 0.2 | 0.3 | 0.2 | 0.2 | 0.3 | 0.2 |
| over \$3,000..... | | 0.3 | 0.8 | 0.6 | 0.4 | 0.4 | 0.4 | 0.4 | 0.3 | 0.3 |
| Aid Awarded on Basis of | | | | | | | | | | |
| academic merit..... | 495. | 80.9 | 80.0 | 80.4 | 69.4 | 71.2 | 70.3 | 58.9 | 62.3 | 60.5 |
| financial need..... | 430. | 49.2 | 55.4 | 52.6 | 68.6 | 74.8 | 71.7 | 68.8 | 74.4 | 71.6 |
| athletic talent..... | 373. | 12.4 | 10.8 | 11.5 | 11.9 | 8.6 | 10.3 | 10.2 | 6.4 | 8.4 |
| other talent..... | 370. | 10.9 | 17.1 | 14.3 | 7.0 | 10.4 | 8.6 | 7.8 | 9.8 | 8.8 |
| other..... | 361. | 27.4 | 30.8 | 31.0 | 21.3 | 24.2 | 22.7 | 20.7 | 22.2 | 21.4 |
| Concern about Financing College | | | | | | | | | | |
| no concern..... | 1344. | 54.2 | 46.3 | 49.9 | 44.1 | 36.5 | 40.2 | 41.4 | 33.8 | 37.6 |
| some concern..... | | 39.2 | 44.2 | 42.0 | 46.2 | 50.9 | 48.6 | 47.0 | 51.5 | 49.3 |
| major concern..... | | 6.6 | 9.5 | 8.2 | 9.8 | 12.6 | 11.2 | 11.6 | 14.7 | 13.1 |
| Residence Planned During Fall Term | | | | | | | | | | |
| with parents or relatives..... | 1332. | 19.9 | 15.9 | 17.7 | 9.2 | 6.9 | 8.0 | 16.7 | 15.4 | 16.1 |
| other private home or apartment..... | | 13.5 | 15.2 | 14.4 | 3.2 | 2.6 | 2.9 | 4.0 | 2.7 | 3.4 |
| college dormitory..... | | 59.3 | 60.8 | 60.1 | 81.5 | 86.9 | 84.3 | 74.7 | 79.3 | 77.0 |
| fraternity or sorority house.... | | 1.5 | 1.4 | 1.4 | 2.9 | 0.3 | 1.6 | 2.3 | 0.3 | 1.3 |
| other campus housing..... | | 5.3 | 5.8 | 5.6 | 2.9 | 2.9 | 2.9 | 2.0 | 2.0 | 2.0 |
| other..... | | 0.5 | 1.0 | 0.8 | 0.3 | 0.3 | 0.3 | 0.4 | 0.2 | 0.3 |
| Residence Preferred During Fall Term | | | | | | | | | | |
| with parents or relatives..... | 1099. | 8.6 | 6.0 | 7.2 | 6.4 | 5.2 | 5.8 | 8.9 | 7.3 | 8.1 |
| other private home or apartment..... | | 13.3 | 13.3 | 13.3 | 18.7 | 17.0 | 17.8 | 28.6 | 25.6 | 27.1 |
| college dormitory..... | | 64.5 | 61.2 | 62.7 | 60.2 | 64.4 | 62.3 | 47.0 | 51.6 | 49.3 |
| fraternity or sorority house.... | | 4.7 | 7.7 | 6.3 | 8.4 | 6.1 | 7.2 | 8.7 | 9.0 | 8.8 |
| other campus housing..... | | 8.4 | 10.9 | 9.7 | 4.8 | 6.3 | 5.5 | 4.8 | 5.3 | 5.0 |
| other..... | | 0.6 | 1.0 | 0.8 | 1.6 | 1.0 | 1.3 | 1.9 | 1.2 | 1.6 |
| Disabilities | | | | | | | | | | |
| hearing..... | 1356. | 0.3 | 0.3 | 0.3 | 0.8 | 0.3 | 0.6 | 0.8 | 0.6 | 0.7 |
| speech..... | | 0.0 | 0.1 | 0.1 | 0.3 | 0.1 | 0.2 | 0.2 | 0.1 | 0.1 |
| orthopedic..... | | 0.3 | 0.7 | 0.5 | 0.7 | 0.5 | 0.6 | 0.7 | 0.6 | 0.6 |
| learning disability..... | | 0.3 | 0.0 | 0.1 | 0.6 | 0.3 | 0.4 | 0.5 | 0.3 | 0.4 |
| health-related..... | | 0.7 | 0.9 | 0.8 | 1.0 | 0.9 | 0.9 | 0.9 | 0.9 | 0.9 |
| partially sighted/blind..... | | 1.0 | 1.1 | 1.0 | 2.3 | 1.7 | 2.0 | 2.2 | 1.8 | 2.0 |
| other..... | | 0.3 | 0.3 | 0.3 | 1.2 | 0.7 | 0.9 | 1.0 | 0.7 | 0.8 |

Cooperative Institutional Research Program

conducted jointly by the

American Council on Education and the University of California, Los Angeles

SUMMARY OF DATA ON ENTERING FRESHMEN FOR FALL (1985)

Name of Institution
TOTAL FIRST TIME FULL TIME

| Item Description | Number of Respondents | TOTAL FIRST TIME FULL TIME | | | Pub Univ-hi select | | | Public Universities | | |
|--|--------------------------|----------------------------|--------|-------|--------------------|--------|-------|---------------------|--------|-------|
| | | Male | Female | Total | Male | Female | Total | Male | Female | Total |
| | | (Percentages) | | | (Percentages) | | | (Percentages) | | |
| Students Estimate Chances are Very Good That They Will | | | | | | | | | | |
| change major field..... | 1271. | 31.2 | 36.9 | 34.3 | 17.8 | 23.7 | 20.8 | 15.3 | 19.9 | 17.6 |
| change career choice..... | 1269. | 23.8 | 33.5 | 29.1 | 16.2 | 23.3 | 19.9 | 13.1 | 19.5 | 16.3 |
| fail one or more courses..... | 1266. | 1.6 | 1.3 | 1.4 | 1.8 | 1.4 | 1.6 | 1.8 | 1.2 | 1.5 |
| graduate with honors..... | 1267. | 18.7 | 11.5 | 14.8 | 15.2 | 13.0 | 14.1 | 13.1 | 11.4 | 12.2 |
| be elected to student office.... | 1266. | 4.0 | 4.1 | 4.0 | 3.9 | 4.1 | 4.0 | 3.1 | 3.5 | 3.3 |
| get job to pay college expenses.. | 1263. | 33.9 | 43.1 | 39.0 | 34.7 | 40.3 | 37.6 | 34.8 | 40.8 | 37.8 |
| work full-time while attending.. | 1264. | 1.0 | 0.6 | 0.8 | 1.4 | 1.3 | 1.4 | 2.3 | 2.5 | 2.4 |
| join social frat or sorority.... | 1266. | 37.2 | 55.6 | 47.2 | 21.7 | 30.9 | 26.4 | 19.7 | 29.2 | 24.5 |
| live in coeducational dormitory.. | 1263. | 53.4 | 58.5 | 56.2 | 52.0 | 55.3 | 53.7 | 39.1 | 41.7 | 40.4 |
| play varsity athletics..... | 1263. | 13.0 | 8.2 | 10.4 | 15.6 | 9.8 | 12.6 | 12.6 | 8.1 | 10.4 |
| be elected to an honor society.. | 1263. | 12.4 | 8.2 | 10.1 | 10.1 | 10.0 | 10.0 | 8.0 | 8.6 | 8.3 |
| make at least a "B" average..... | 1261. | 57.0 | 44.6 | 50.2 | 50.2 | 47.7 | 48.9 | 43.8 | 44.0 | 43.9 |
| need extra time for degree..... | 1261. | 11.7 | 15.4 | 13.7 | 8.6 | 7.0 | 7.8 | 8.0 | 7.6 | 7.8 |
| get tutoring in some courses.... | 1262. | 17.6 | 30.7 | 24.7 | 11.1 | 16.5 | 13.8 | 8.5 | 13.5 | 11.1 |
| work at outside job..... | 1256. | 20.2 | 26.8 | 23.8 | 13.0 | 18.5 | 15.9 | 15.9 | 22.6 | 19.3 |
| seek vocational counseling..... | 1254. | 16.0 | 24.3 | 20.6 | 7.1 | 11.8 | 9.5 | 5.2 | 8.0 | 6.6 |
| seek individual counseling..... | 1257. | 5.4 | 8.2 | 6.9 | 4.0 | 5.2 | 4.6 | 3.2 | 4.1 | 3.7 |
| get bachelor's degree..... | 1258. | 93.0 | 94.3 | 93.7 | 82.9 | 86.8 | 84.9 | 76.5 | 80.3 | 78.4 |
| participate in student protests.. | 1255. | 7.2 | 8.3 | 7.8 | 8.0 | 7.5 | 7.8 | 5.6 | 5.0 | 5.3 |
| drop out temporarily..... | 1259. | 0.7 | 0.3 | 0.5 | 1.1 | 0.8 | 0.9 | 1.1 | 0.9 | 1.0 |
| drop out permanently..... | 1256. | 0.4 | 0.1 | 0.2 | 0.6 | 0.4 | 0.5 | 0.7 | 0.6 | 0.7 |
| transfer to another college..... | 1256. | 3.7 | 2.0 | 2.8 | 5.9 | 6.6 | 6.3 | 6.0 | 7.1 | 6.6 |
| be satisfied with college..... | 1255. | 72.7 | 83.0 | 78.3 | 56.7 | 66.6 | 61.8 | 52.1 | 62.5 | 57.4 |
| find job in preferred field..... | 1253. | 67.0 | 64.3 | 65.5 | 67.4 | 70.6 | 69.0 | 68.4 | 74.2 | 71.4 |
| marry while in college..... | 1254. | 2.8 | 3.4 | 3.1 | 2.7 | 3.3 | 3.0 | 3.6 | 5.5 | 4.6 |
| marry within a year after coll.. | 1254. | 7.4 | 13.0 | 10.4 | 11.0 | 15.5 | 13.3 | 13.0 | 18.6 | 15.8 |
| Objectives Considered to be Essential or Very Important | | | | | | | | | | |
| achieve in a performing art..... | 1279. | 11.6 | 20.4 | 16.4 | 10.9 | 13.2 | 12.1 | 10.4 | 12.0 | 11.2 |
| become authority in my field.... | 1277. | 77.8 | 78.7 | 78.3 | 72.5 | 73.7 | 73.1 | 74.4 | 75.0 | 74.7 |
| obtain recog from colleagues.... | 1271. | 63.7 | 61.6 | 62.5 | 60.4 | 58.4 | 59.4 | 60.5 | 59.4 | 60.0 |
| influence political structure... | 1270. | 21.6 | 16.1 | 18.6 | 21.2 | 15.6 | 18.3 | 19.7 | 13.8 | 16.7 |
| influence social values..... | 1270. | 29.6 | 35.8 | 33.0 | 30.2 | 34.6 | 32.5 | 29.0 | 34.9 | 32.0 |
| raise a family..... | 1273. | 73.4 | 70.5 | 71.8 | 71.0 | 71.4 | 71.2 | 69.8 | 70.8 | 70.3 |
| have admin. responsibility..... | 1265. | 35.1 | 35.5 | 35.3 | 43.8 | 40.6 | 42.2 | 46.0 | 43.5 | 44.7 |
| be very well off financially.... | 1275. | 77.6 | 69.9 | 73.4 | 75.5 | 67.4 | 71.3 | 76.1 | 68.6 | 72.3 |
| help others in difficulty..... | 1272. | 52.1 | 60.7 | 56.8 | 54.4 | 70.3 | 62.6 | 53.2 | 70.5 | 61.9 |
| theoretical contrib to science.. | 1275. | 24.7 | 13.4 | 18.5 | 22.5 | 12.9 | 17.6 | 21.1 | 12.6 | 16.8 |
| write original works..... | 1269. | 17.6 | 18.1 | 17.9 | 14.6 | 15.1 | 14.8 | 12.7 | 13.1 | 12.9 |
| create artistic work..... | 1270. | 11.8 | 15.7 | 13.9 | 11.3 | 14.3 | 12.8 | 10.8 | 13.1 | 12.0 |
| be successful in my own business | 1264. | 53.3 | 43.5 | 47.9 | 52.6 | 47.5 | 50.0 | 55.0 | 49.0 | 52.0 |
| be involved in environ cleanup.. | 1266. | 13.8 | 12.1 | 12.9 | 22.4 | 17.8 | 20.0 | 21.8 | 17.5 | 19.6 |
| develop philosophy of life..... | 1266. | 56.4 | 57.1 | 56.8 | 48.8 | 49.8 | 49.3 | 44.3 | 45.9 | 45.1 |
| participate in community action.. | 1264. | 18.3 | 25.6 | 22.3 | 20.3 | 27.9 | 24.2 | 19.9 | 26.7 | 23.3 |
| promote racial understanding.... | 1264. | 31.2 | 27.6 | 29.2 | 33.5 | 37.7 | 35.6 | 29.4 | 32.8 | 31.1 |
| be expert on finance/commerce... | 1262. | 25.0 | 19.1 | 21.8 | 30.9 | 23.0 | 26.8 | 31.4 | 22.8 | 27.1 |

Cooperative Institutional Research Program

conducted jointly by the

American Council on Education and the University of California, Los Angeles

SUMMARY OF DATA ON ENTERING FRESHMEN FOR FALL (1985)

Name of Institution

TOTAL FIRST TIME FULL TIME

| Item Description | Number of Respondents | TOTAL FIRST TIME FULL TIME | | | Pub Univ-hi select | | | Public Universities | | |
|--|--------------------------|----------------------------|--------|-------|--------------------|--------|-------|---------------------|--------|-------|
| | | Male | Female | Total | Male | Female | Total | Male | Female | Total |
| | | (Percentages) | | | (Percentages) | | | (Percentages) | | |
| Political Orientation | 1313. | | | | | | | | | |
| far left..... | | 2.8 | 0.8 | 1.8 | 2.6 | 1.1 | 1.8 | 2.1 | 1.0 | 1.6 |
| liberal..... | | 22.1 | 27.0 | 24.8 | 24.7 | 27.0 | 25.9 | 21.7 | 22.7 | 22.2 |
| middle of the road..... | | 36.8 | 48.4 | 43.1 | 44.8 | 54.4 | 49.7 | 49.2 | 59.4 | 54.3 |
| conservative..... | | 36.3 | 22.9 | 29.0 | 26.1 | 17.0 | 21.5 | 25.2 | 16.4 | 20.8 |
| far right..... | | 2.0 | 0.8 | 1.4 | 1.9 | 0.5 | 1.2 | 1.8 | 0.5 | 1.2 |
| Agree Strongly or Somewhat | | | | | | | | | | |
| gov't not protecting consumer... | 1288. | 41.1 | 55.7 | 49.0 | 53.5 | 62.3 | 57.9 | 53.4 | 61.6 | 57.5 |
| gov't not promoting disarmament. | 1290. | 62.2 | 76.1 | 69.8 | 64.9 | 79.8 | 72.5 | 58.5 | 74.1 | 66.2 |
| gov't not controlling pollution. | 1284. | 80.0 | 84.0 | 82.2 | 80.1 | 83.4 | 81.8 | 75.4 | 79.4 | 77.4 |
| fed gov't discourage energy use. | 1281. | 69.7 | 79.3 | 74.9 | 70.9 | 80.7 | 75.9 | 67.9 | 75.9 | 71.9 |
| raise taxes to reduce deficit... | 1283. | 26.8 | 23.5 | 25.0 | 31.3 | 21.5 | 26.3 | 30.4 | 21.9 | 26.1 |
| increase fed military spending.. | 1286. | 27.5 | 12.3 | 19.2 | 26.4 | 12.5 | 19.3 | 33.4 | 17.3 | 25.3 |
| nuclear disarmament attainable.. | 1288. | 46.6 | 57.6 | 52.6 | 50.6 | 60.1 | 55.4 | 49.4 | 57.4 | 53.4 |
| abolish death penalty..... | 1282. | 19.1 | 26.1 | 22.9 | 24.0 | 31.7 | 27.9 | 20.9 | 28.2 | 24.6 |
| need national health care plan.. | 1279. | 46.7 | 48.7 | 47.8 | 53.3 | 57.7 | 55.5 | 51.2 | 57.0 | 54.1 |
| abortion should be legalized.... | 1284. | 70.5 | 76.9 | 74.0 | 65.8 | 70.6 | 68.2 | 60.1 | 63.5 | 61.8 |
| high school grading too easy.... | 1295. | 69.0 | 66.2 | 67.5 | 56.4 | 56.1 | 56.3 | 53.6 | 53.3 | 53.5 |
| women's activities best in home. | 1294. | 16.8 | 6.0 | 10.9 | 22.4 | 10.4 | 16.3 | 25.3 | 12.7 | 19.0 |
| live together before marriage... | 1284. | 61.1 | 49.8 | 54.9 | 57.5 | 47.7 | 52.5 | 53.3 | 44.0 | 48.6 |
| women should get job equality... | 1293. | 91.5 | 98.9 | 95.5 | 89.7 | 97.6 | 93.7 | 88.1 | 97.1 | 92.6 |
| wealthy should pay more taxes... | 1280. | 63.2 | 58.8 | 60.9 | 73.1 | 72.4 | 72.7 | 72.3 | 71.8 | 72.1 |
| marijuana should be legalized... | 1289. | 26.9 | 19.5 | 22.9 | 29.8 | 21.6 | 25.6 | 27.2 | 20.3 | 23.7 |
| busing ok to achieve balance.... | 1279. | 29.5 | 37.4 | 33.8 | 47.9 | 53.7 | 50.8 | 45.8 | 50.8 | 48.3 |
| prohibit homosexual relations... | 1272. | 34.8 | 19.9 | 26.7 | 45.0 | 24.7 | 34.6 | 52.5 | 31.5 | 42.0 |
| col regulate students off campus | 1285. | 5.5 | 5.0 | 5.2 | 10.7 | 8.2 | 9.4 | 12.1 | 9.4 | 10.7 |
| students help evaluate faculty.. | 1280. | 77.0 | 78.8 | 78.0 | 75.1 | 78.4 | 76.8 | 73.2 | 75.3 | 74.2 |
| college has right to ban speaker | 1287. | 19.2 | 16.5 | 17.7 | 21.2 | 16.6 | 18.9 | 24.1 | 20.1 | 22.1 |
| one can do little to change soc. | 1288. | 32.4 | 26.1 | 29.0 | 38.1 | 32.2 | 35.1 | 38.7 | 33.2 | 35.9 |
| college increases earning power. | 1284. | 57.3 | 45.8 | 51.1 | 67.7 | 59.2 | 63.4 | 72.7 | 66.3 | 69.5 |
| Permission to Use Student I.D.? | 892. | | | | | | | | | |
| yes | | 77.0 | 82.3 | 79.9 | 78.4 | 78.9 | 78.7 | 78.6 | 80.4 | 79.5 |
| no | | 23.0 | 17.7 | 20.1 | 21.6 | 21.1 | 21.3 | 21.4 | 19.6 | 20.5 |

(no optional questions asked at your institution)

- (*) Total number of valid forms received is indicated by the first number in this row. Please note that comparisons between your Consortium data and National Norms should be made with caution, unless all institutions in the Consortium are in the same Norms Group and have representative samples.
- (1) Percentages will sum to more than 100 if any students checked more than one category.
 - (2) Because no black two-year colleges participated in 1985, the associated black enrollment is deflated in two-year college norms and inflated in four-year college norms.
 - (3) Frequently only, all other items frequently plus occasionally.
 - (4) Based on the curriculum recommendations of the National Commission on Excellence in Education.
 - (5) Students who applied to no other college are not included in this item.
 - (6) Recategorization of this item from a longer list is shown in Appendix C of the AMERICAN FRESHMAN

